


# FLEXIBLE SMT HEADER

(2.00 mm) .0787" PITCH • TMMH SERIES



## TMMH

### Board Mates:

CLT, SQT, SQW, ESQT, TLE, SMM, MMS

### Cable Mates:

TCSD

## SPECIFICATIONS

### Insulator Material:

Black Liquid Crystal Polymer

### Terminal Material:

Phosphor Bronze

### Plating:

Sn or Au over 50 μ" (1.27 μm) Ni

### Current Rating (TMMH/ESQT):

4.5 A per pin

(2 pins powered)

### Current Rating (TMMH/SQT):

5.1 A per pin

(2 pins powered)

### Operating Temp Range:

-55 °C to +105 °C with Tin;

-55 °C to +125 °C with Gold

### Voltage Rating:

281 VAC mated with SQW;

250 VAC mated with SQT

## PROCESSING

### Lead-Free Solderable:

Yes

### SMT Lead Coplanarity:

(0.10 mm) .004" max

TMMH	1	NO. PINS PER ROW	LEAD STYLE	PLATING OPTION	DV	FLEX SHROUD OPTIONS	OTHER OPTIONS
------	---	------------------	------------	----------------	----	---------------------	---------------

03  
thru  
50

Specify  
LEAD  
STYLE  
from  
chart

**-F**  
= Gold flash  
on post,  
Matte Tin  
on tail

**-L**  
= 10 μ"  
(0.25 μm)  
Gold on  
post,  
Matte Tin  
on tail

**-T**  
= Matte Tin

All Flex Shroud options  
require 9 pins/row minimum  
(For board-to-board  
interfaces. Will not  
mate with TCSD)

**-ES**  
= End Shroud  
(For best cost also  
see TSH Series)

**-EC**  
= End Shroud  
with Locking Clip  
(For best cost also  
see TSH Series)  
(Manual placement  
required)

**-EP**  
= End Shroud  
with Guide Post

**-EL**  
= End Shroud  
with Board Lock  
(Boards are positively  
locked and cannot be  
unmated)

**-EBC**  
= End Shroud  
with Board Lock  
and Locking Clip  
(Boards are positively  
locked and cannot  
be unmated)

**-EPC**  
= End Shroud  
with Guide Post  
and Locking Clip  
(Manual placement  
required)

**-"XXX"**  
= Polarized Position.  
Specify position of  
omitted pin

**-A**  
= Alignment Pin  
(3 positions minimum)  
(Not available with -LC)

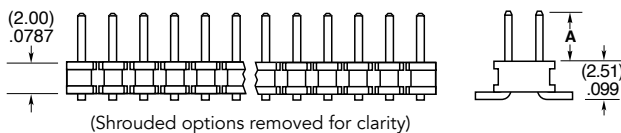
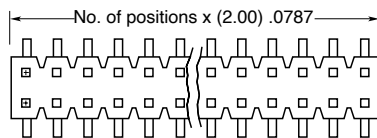
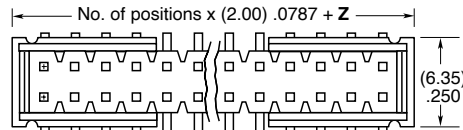
**-LC**  
= Locking Clip  
(5 positions minimum)  
(Not available with -A)  
(Manual placement  
required)

**-M**  
= Pick & Place Pad  
(5 positions minimum)

**-TR**  
= Tape & Reel Packaging  
(36 positions maximum)  
(Flex Shroud options  
not available except  
-ES, -EP & -EL)

**-FR**  
= Full Reel  
Tape & Reel  
(must order max.  
quantity per reel;  
contact Samtec for  
quantity breaks)  
(36 positions maximum)  
(Flex Shroud options  
not available except  
-ES, -EP & -EL)

OPTION	Z
-ES	(2.92) .115
-EC	(4.70) .185
-EP & -EPC	(6.10) .240
-EL & -EBC	(4.45) .175



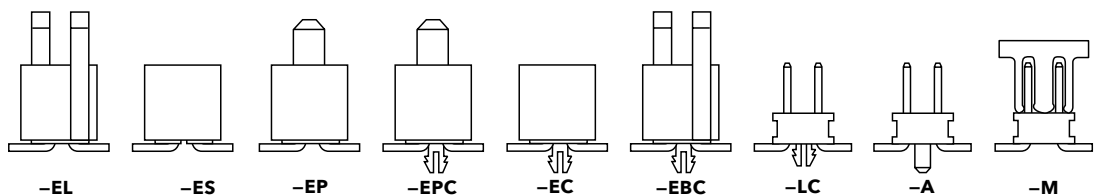
LEAD STYLE	A	MATES WITH
-01	(3.20) .126	SQT, SQW, ESQT, TLE, SMM, MMS, TCSD
-04	(1.91) .075	CLT
-05	(1.65) .065	



## ALSO AVAILABLE

MOQ Required

Other Platings



### Note:

Some lengths, styles and options are non-standard, non-returnable.