
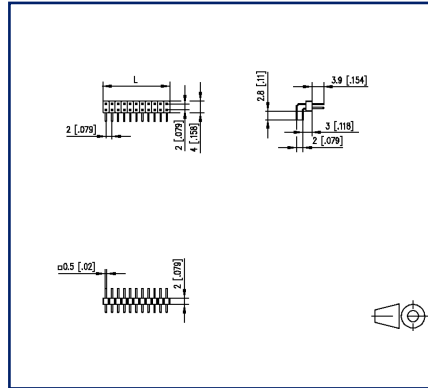


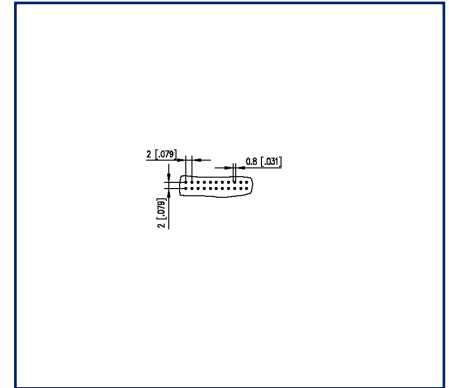
Illustrations



Dimensional drawing



Drill pattern



See enlarged drawings at the end of document

Product specification

- pin header, THR solderable
- centerline 2.00 mm, direction of connection 90°
- color black
- Tape & Reel packaging possible
- dual rows



Technical Data

General Data

min. number of poles	2
max. number of poles	40
Insulating material class	CTI 450
clearance/creepage dist.	1.5 mm
Protection category	IP00
Rated current	1 A

Material

insulating material	PE-HT
contact pin material	CuZnPb
contact pin surface	Ni + Au Flash
Glow-Wire Flammability GWFI	-
Glow-Wire Flammability GWIT	-

Climatic Data

upper limit temperature	105 °C
lower limit temperature	-55 °C

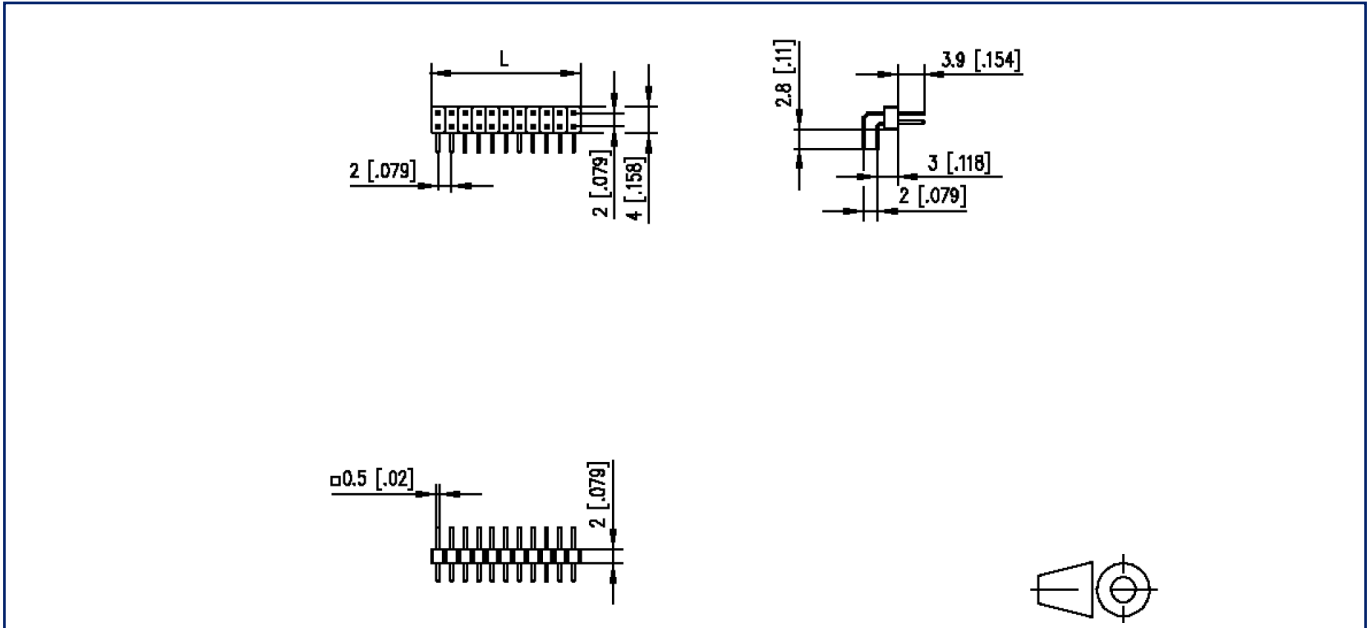
general

Tolerance	ISO 2768 -mH
Solderability	reflowable



Illustrations

Dimensional drawing



$L = (\text{pole size} - 1) \times \text{centerline} + 2 \text{ mm } [0.079]$

U | Contact

Data sheet
PR20CxxHBDN

Page 4/4

P/N
PR20CXXHBDN
xx=number of poles
2023/07/03
Version: W

Illustrations

Drill pattern

