

2842150-5 ✓ ACTIVE

AMPMODU | AMPMODU 2 mm

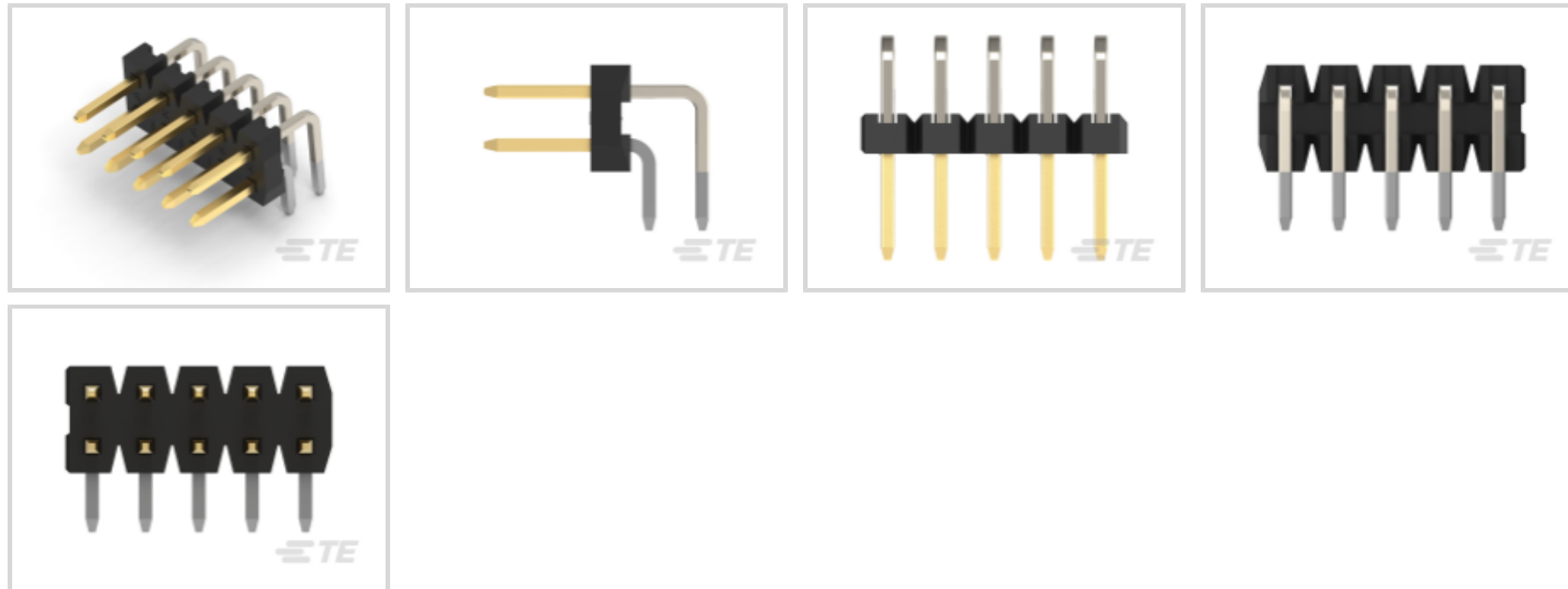
TE Internal #: 2842150-5

PCB Mount Header, Right Angle, Board-to-Board, 10 Position, 2 mm [.079 in] Centerline, Breakaway, Gold, Through Hole - Solder, Signal, AMPMODU 2 mm

[View on TE.com >](#)



Connectors > PCB Connectors > PCB Headers & Receptacles



PCB Connector Assembly Type: **PCB Mount Header**

PCB Mount Orientation: **Right Angle**

Connector System: **Board-to-Board**

Number of Positions: **10**

Number of Rows: **2**

Features

Product Type Features

| | |
|-----------------------------------|-----------------------|
| PCB Connector Assembly Type | PCB Mount Header |
| Connector System | Board-to-Board |
| Header Type | Breakaway |
| Connector & Contact Terminates To | Printed Circuit Board |

Configuration Features

| | |
|-----------------------|-------------|
| Stackable | No |
| PCB Mount Orientation | Right Angle |
| Number of Positions | 10 |
| Number of Rows | 2 |

Electrical Characteristics

| | |
|---------------------------------------|---------|
| Dielectric Withstanding Voltage (Max) | 500 VAC |
| Operating Voltage | 125 VAC |

Body Features

| | |
|-------------------|----------|
| Connector Profile | Standard |
|-------------------|----------|



| | |
|-----------------------|-------|
| Primary Product Color | Black |
|-----------------------|-------|

Contact Features

| | |
|---|----------------------------|
| Contact Mating Area Length | 4 mm[.157 in] |
| Mating Square Post Dimension | .5 mm[.02 in] |
| PCB Contact Termination Area Plating Material Thickness | 2 μ m[78.74 μ in] |
| Contact Layout | Inline |
| Contact Underplating Material Thickness | .5 μ m[19.69 μ in] |
| PCB Contact Termination Area Plating Material Finish | Bright |
| Contact Shape & Form | Square |
| Contact Underplating Material | Nickel |
| PCB Contact Termination Area Plating Material | Tin |
| Contact Base Material | Brass |
| Contact Mating Area Plating Material | Gold |
| Contact Mating Area Plating Material Thickness | .1 μ m[3.94 μ in] |
| Contact Type | Pin |
| Contact Current Rating (Max) | 2 A |

Termination Features

| | |
|---|-----------------------|
| Square Termination Post & Tail Dimension | .5 mm[.02 in] |
| Termination Post & Tail Length | 2.8 mm[.11 in] |
| Termination Method to Printed Circuit Board | Through Hole - Solder |

Housing Features

| | |
|--------------------|---------------|
| Centerline (Pitch) | 2 mm[.079 in] |
| Housing Material | PA9T GF |

Dimensions

| | |
|-----------------------------|-----------------|
| Connector Length | 10 mm[.394 in] |
| Connector Width | 4 mm[.157 in] |
| Row-to-Row Spacing | 2 mm[.079 in] |
| PCB Thickness (Recommended) | 1.6 mm[.063 in] |

Usage Conditions

| | |
|-----------------------------|----------------------------|
| Housing Temperature Rating | High |
| Operating Temperature Range | -40 – 125 °C[-40 – 257 °F] |

Operation/Application



| | |
|--------------------------|------------------------------|
| Assembly Process Feature | Without Pick and Place Cover |
|--------------------------|------------------------------|

| | |
|---------------------|--------|
| Circuit Application | Signal |
|---------------------|--------|

Industry Standards

| | |
|-----------|------------|
| UL Rating | Recognized |
|-----------|------------|

| | |
|---|----|
| Compatible With Agency/Standards Products | UL |
|---|----|

| | |
|---|-----------|
| Compatible With Approved Standards Products | UL E28476 |
|---|-----------|

| | |
|------------------------|----------|
| UL Flammability Rating | UL 94V-0 |
|------------------------|----------|

Packaging Features

| | |
|----------------|------|
| Packaging Type | Tube |
|----------------|------|

Product Compliance

[For compliance documentation, visit the product page on TE.com>](#)

| | |
|------------------------------|-----------|
| EU RoHS Directive 2011/65/EU | Compliant |
|------------------------------|-----------|

| | |
|-----------------------------|-----------|
| EU ELV Directive 2000/53/EC | Compliant |
|-----------------------------|-----------|

| | |
|---|---|
| China RoHS 2 Directive MIIT Order No 32, 2016 | No Restricted Materials Above Threshold |
|---|---|

| | |
|--|---|
| EU REACH Regulation (EC) No. 1907/2006 | Current ECHA Candidate List: JUNE 2023 (235) Candidate List Declared Against: JUNE 2022 (224) Does not contain REACH SVHC |
|--|---|

| | |
|-----------------|--|
| Halogen Content | Not Low Halogen - contains Br or Cl > 900 ppm. |
|-----------------|--|

| | |
|---------------------------|--------------------------------|
| Solder Process Capability | Reflow solder capable to 260°C |
|---------------------------|--------------------------------|

Product Compliance Disclaimer

This information is provided based on reasonable inquiry of our suppliers and represents our current actual knowledge based on the information they provided. This information is subject to change. The part numbers that TE has identified as EU RoHS compliant have a maximum concentration of 0.1% by weight in homogenous materials for lead, hexavalent chromium, mercury, PBB, PBDE, DBP, BBP, DEHP, DIBP, and 0.01% for cadmium, or qualify for an exemption to these limits as defined in the Annexes of Directive 2011/65/EU (RoHS2). Finished electrical and electronic equipment products will be CE marked as required by Directive 2011/65/EU. Components may not be CE marked. Additionally, the part numbers that TE has identified as EU ELV compliant have a maximum concentration of 0.1% by weight in homogenous materials for lead, hexavalent chromium, and mercury, and 0.01% for cadmium, or qualify for an exemption to these limits as defined in the Annexes of Directive 2000/53/EC (ELV). Regarding the REACH Regulation, the information TE provides on SVHC in articles for this part number is based on the latest European Chemicals Agency (ECHA) 'Guidance on requirements for substances in articles' posted at this URL: <https://echa.europa.eu/guidance-documents/guidance-on-reach>

Compatible Parts




TE Part # 1-2314844-0
10P,2MM,B-B,REC,DRV,T,SMD,0.1AU, TB,W/CP



TE Part # 1-2307817-0
10P,2MM,BB,REC,DRV,T,SMD,0.1AU, TR,W/CP



TE Part # 1-2314812-0
10P,2MM,B-B,REC,DRV,T,2.0,0.1AU,TB, W/CAP




TE Part # 1-2314820-0
10P,2MM,B-B,REC,DRV,T,2.7,0.1AU,TB W/CAP



TE Part # 1-2314824-0
10P,2MM,B-B,REC,DRV,T,2.7,0.1AU,TB, W/CAP



TE Part # 1-2316108-0
10P,2MM,REC,HSG,DR,CRIMP,PLAIN, BOX



TE Part # 1-2307779-0
10P,2MM,B-B,REC,DRV,T,2.0,0.1AU,TR, W/CAP



TE Part # 1-2307780-0
10P,2MM,B-B,REC,DRV,T,2.7,0.1AU,TR, W/CAP



TE Part # 1-2307781-0
10P,2MM,B-B,REC,DRV,T,3.2,0.1AU, TUBE



TE Part # 1-2314852-0
10P,2MM,BB,REC,DRV,T,OTR,2.3,AU.1, TB,W/CP



TE Part # 1-2307823-0
10P,2MM,BB,REC,DRV,T,OTR,2.3,AU.1, TR,W/CP



TE Part # 1-2314860-0
10P,2MM,B-B,REC,DRV,T,OTR,2.8,0.1 AU,TB



TE Part # 1-2314864-0
10P,2MM,BB,REC,DRV,T,OTR,2.8,AU.1, TB W/CP




TE Part # 1-2307824-0
10P,2MM,BB,REC,DRV,T,OTR,2.8,AU.1, TR,W/CP



TE Part # 1-2307825-0
10P,2MM,B-B,REC,DRV,T,OTR,3.4,0.1 AU,TUBE


Also in the Series | AMPMODU 2 mm



Connector Contacts(27)



PCB Headers & Receptacles(10407)



Wire-to-Board Connector Assemblies & Housings(202)

Customers Also Bought



Documents

Product Drawings

10P,2MM,BRK HDR,DRRT,2.8,0.1AU,TB

English

CAD Files

3D PDF

3D

Customer View Model

ENG_CVM_CVM_2842150-5_A.2d_dxf.zip

English

Customer View Model

ENG_CVM_CVM_2842150-5_A.3d_igs.zip

English

Customer View Model

ENG_CVM_CVM_2842150-5_A.3d_stp.zip

English

By downloading the CAD file I accept and agree to the [Terms and Conditions](#) of use.

Product Specifications

Application Specification

English