


DUAL DIFFERENTIAL COMPARATORS

DESCRIPTION

The LM293 consists of two independent voltage comparators. These were designed specifically to operate from a single power supply over a wide range of voltages. Operation from split power supplies is also possible and the low power supply current drain is independent of the magnitude of the power supply voltage. The outputs can be connected to other open-collector outputs to achieve wired-AND relationships.

FEATURES

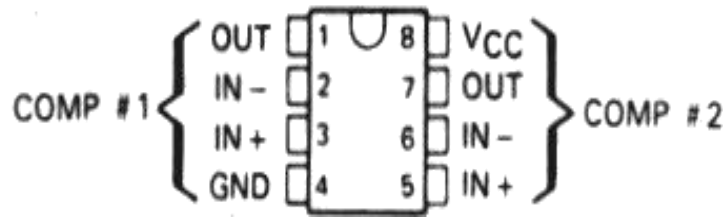
- Wide supply voltage range
- Low supply current drain independent of the supply voltage.
- Low input biasing current
- Low input offset current
- Low input offset voltage
- Input common-mode voltage range includes GND
- Differential input voltage range equal to the power supply voltage
- Low output saturation voltage
- Output voltage compatible with TTL, MOS and CMOS logic



ORDERING INFORMATION

DEVICE	Package Type	MARKING	Packing	Packing Qty
LM293N	DIP-8	LM293	TUBE	2000/box
LM293M/TR	SOP-8	LM293	REEL	2500/reel
LM293MM/TR	MSOP-8	LM293	REEL	3000/reel

PIN CONFIGURATION



ELECTRICAL CHARACTERISTICS

at specified free-air temperature, $V_{CC}=5V$ (unless otherwise noted)

PARAMETER	TEST CONDITIONS*		MIN	TYP	MAX	UNIT
V_{IO} Input offset voltage	$V_{CC}=5V$ to $30V$, $V_{IC}=V_{ICR\ min}$, $V_o=1.4V$	$25^\circ C$		2	5	mV
		Full range			9	
I_{IO} Input offset current	$V_o=1.4V$	$25^\circ C$		5	50	nA
		Full range			150	
I_{IB} Input bias current	$V_o=1.4V$	$25^\circ C$		-25	-250	nA
		Full range			-400	
V_{ICR} Common-mode input voltage range**		$25^\circ C$	0 to $V_{CC}-1.5$			V
		Full range	0 to $V_{CC}-2$			
A_{VD} Large-signal differential voltage amplification	$V_{CC}=15V$, $V_o=1.4V$ to $11.4V$, $R_L \geq 15k$ to V_{CC}	$25^\circ C$	50	200		V/mV
I_{OH} High-level output current	$V_{OH}=5V$, $V_{ID}=1V$,	$25^\circ C$		0.1	50	nA
	$V_{OH}=30V$, $V_{ID}=1V$	Full range			1	μA
V_{OL} Low-level output voltage	$I_{OL}=4mA$, $V_{ID}=-1V$	$25^\circ C$		150	400	mV
		Full range			700	
I_{OL} Low-level output current	$V_{OL}=1.5V$, $V_{ID}=-1V$	$25^\circ C$	6			mA
I_{CC} Supply current	$R_L=\infty$	$V_{CC}=5V$	$25^\circ C$	0.8	1	mA
		$V_{CC}=30V$	Full range		2.5	

*Full range (MIN to MAX), for the LM293 is $-40^\circ C$ to $125^\circ C$. All characteristics are measured with zero common-mode input voltage unless otherwise specified.

**The voltage at either input or common-mode should not be allowed to go negative by more than 0.3V. The upper end of the common-mode voltage range is $V_{CC}-1.5V$, but either or both inputs can go to 30V without damage.

SWITCHING CHARACTERISTICS, $V_{CC}=5V$, $T_A=25^\circ C$

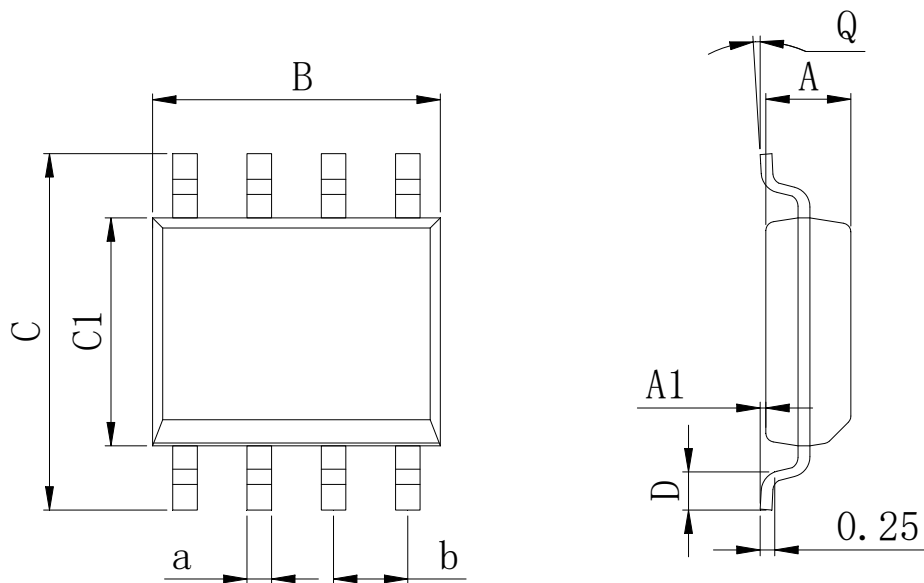
PARAMETER	TEST CONDITIONS		MIN	TYP	MAX	UNIT
Response time	R_L connected to 5V through $5.1k\Omega$, $C_L=15pF$ * (See Note 1)	100-mV input step with 5-mV overdrive		1.3		μs
		TTL-level input step		0.3		

*CL includes probe and jig capacitance.

NOTE 1: The response time specified is the interval between the input step function and the instant, when the output crosses 1.4V.

封装外型尺寸

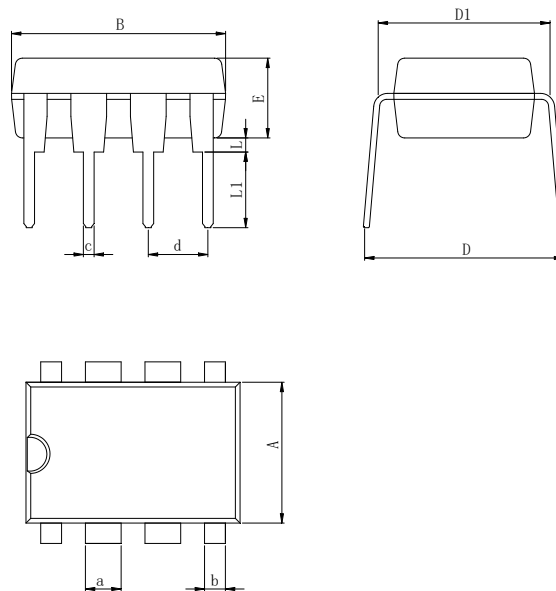
SOP-8



Dimensions In Millimeters(SOP-8)

Symbol:	A	A1	B	C	C1	D	Q	a	b
Min:	1.35	0.05	4.90	5.80	3.80	0.40	0°	0.35	1.27 BSC
Max:	1.55	0.20	5.10	6.20	4.00	0.80	8°	0.45	

DIP-8

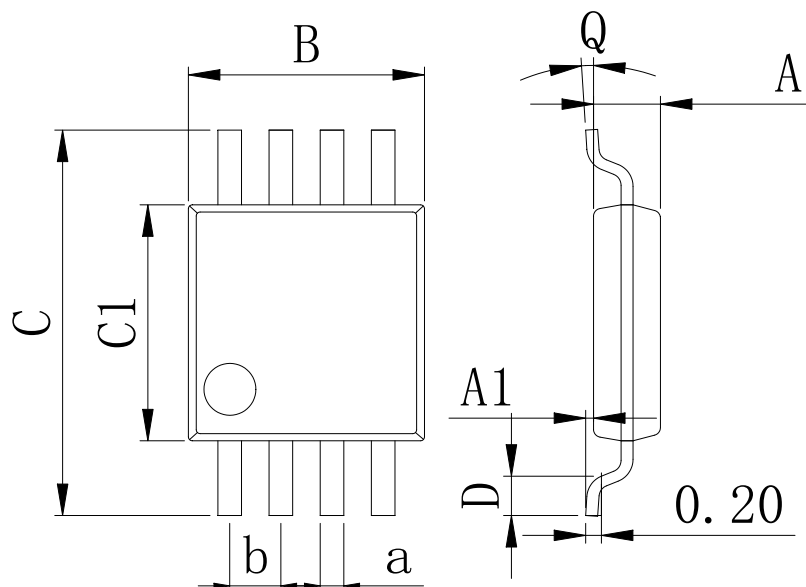


Dimensions In Millimeters(DIP-8)

Symbol:	A	B	D	D1	E	L	L1	a	b	c	d
Min:	6.10	9.00	8.10	7.42	3.10	0.50	3.00	1.50	0.85	0.40	2.54 BSC
Max:	6.68	9.50	10.9	7.82	3.55	0.70	3.60	1.55	0.90	0.50	

封装外型尺寸

MSOP-8



Dimensions In Millimeters(MSOP-8)									
Symbol:	A	A1	B	C	C1	D	Q	a	b
Min:	0.80	0.05	2.90	4.75	2.90	0.35	0°	0.25	0.65 BSC
Max:	0.90	0.20	3.10	5.05	3.10	0.75	8°	0.35	

Revision History

DATE	REVISION	PAGE
2019-10-9	New	1-6
2023-8-29	Update encapsulation type、 Updated DIP-8 dimension	1、 3

IMPORTANT STATEMENT:

Huaguan Semiconductor reserves the right to change its products and services without notice. Before ordering, the customer shall obtain the latest relevant information and verify whether the information is up to date and complete. Huaguan Semiconductor does not assume any responsibility or obligation for the altered documents.

Customers are responsible for complying with safety standards and taking safety measures when using Huaguan Semiconductor products for system design and machine manufacturing. You will bear all the following responsibilities: Select the appropriate Huaguan Semiconductor products for your application; Design, validate and test your application; Ensure that your application meets the appropriate standards and any other safety, security or other requirements. To avoid the occurrence of potential risks that may lead to personal injury or property loss.

Huaguan Semiconductor products have not been approved for applications in life support, military, aerospace and other fields, and Huaguan Semiconductor will not bear the consequences caused by the application of products in these fields. All problems, responsibilities and losses arising from the user's use beyond the applicable area of the product shall be borne by the user and have nothing to do with Huaguan Semiconductor, and the user shall not claim any compensation liability against Huaguan Semiconductor by the terms of this Agreement.

The technical and reliability data (including data sheets), design resources (including reference designs), application or other design suggestions, network tools, safety information and other resources provided for the performance of semiconductor products produced by Huaguan Semiconductor are not guaranteed to be free from defects and no warranty, express or implied, is made. The use of testing and other quality control technologies is limited to the quality assurance scope of Huaguan Semiconductor. Not all parameters of each device need to be tested.

The documentation of Huaguan Semiconductor authorizes you to use these resources only for developing the application of the product described in this document. You have no right to use any other Huaguan Semiconductor intellectual property rights or any third party intellectual property rights. It is strictly forbidden to make other copies or displays of these resources. You should fully compensate Huaguan Semiconductor and its agents for any claims, damages, costs, losses and debts caused by the use of these resources. Huaguan Semiconductor accepts no liability for any loss or damage caused by infringement.