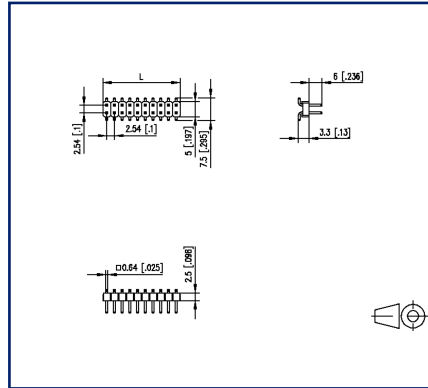


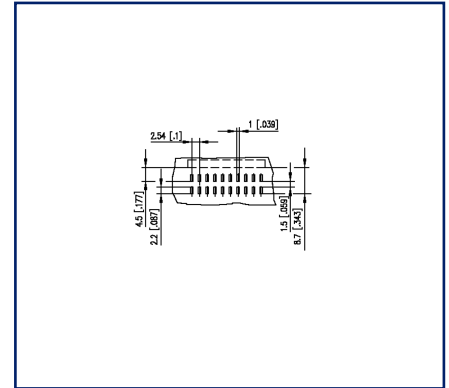
Illustrations



Dimensional drawing



PCB-Layout



See enlarged drawings at the end of document

Product specification

- pin header, SMT solderable
- centerline 2.54 mm, direction of connection vertical 0°
- color black
- Tape & Reel packaging possible
- dual rows

Technical Data

General Data

min. number of poles	2
max. number of poles	40
Rated current	3 A

Material

insulating material	PE-HT
contact material	CuZnPb
Contact surface	Ni + Au
contact pin material	CuZn
contact pin surface	Ni + Au Flash
Glow-Wire Flammability GWFI	-
Glow-Wire Flammability GWIT	-

Climatic Data

upper limit temperature	105 °C
lower limit temperature	-40 °C

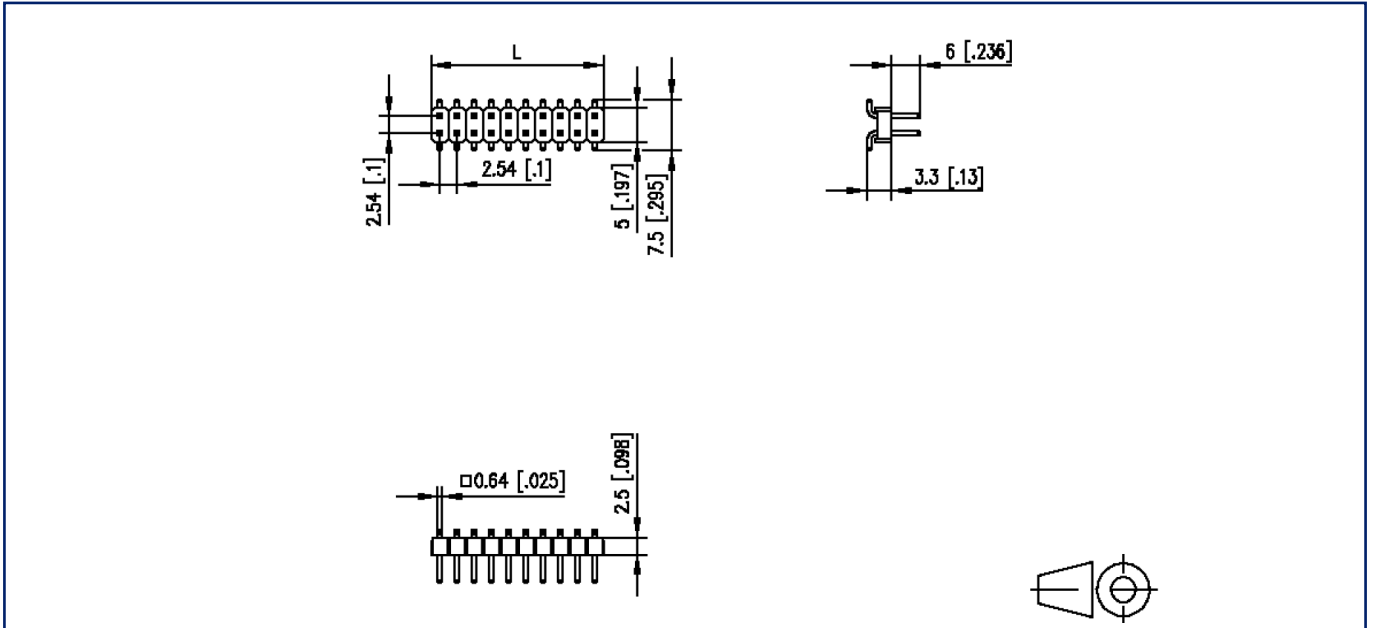
general

Tolerance	ISO 2768 -mH
Solderability	reflowable



Illustrations

Dimensional drawing

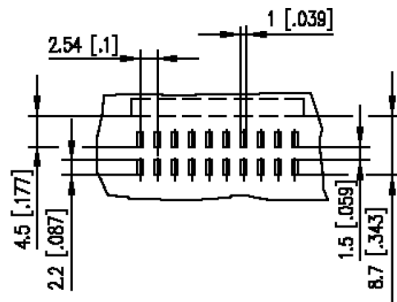


$L = (\text{pole size} - 1) \times \text{centerline} + 2.54 \text{ mm } [0.1]$



Illustrations

PCB-Layout



U | Contact

Data sheet
PM202xxVBDN

Page 5/5

P/N
PM202XXVBDN
xx=number of poles
2023/07/03
Version: AA

Illustrations