


# LOW PROFILE SOCKET STRIPS

(2.54 mm) .100" PITCH • SLW/CES SERIES



## SLW

### Mates:

TLW, TSW, MTLW, MTSW,  
HW, EW, ZW, HTSW,  
HMTSW, TSM

## CES

### Mates:

TLW, TSW, MTLW,  
MTSW, HW, EW, ZW,  
DW, HTSW, PHT, HMTSW

SLW	-	1	NO. PINS PER ROW	-	01	PLATING OPTION	-	ROW OPTION
-----	---	---	------------------	---	----	----------------	---	------------

01 thru 50



-F

= Gold flash on contact,  
Matte Tin on tail

-S

= Single Row

-L

= 10 μ" (0.25 μm) Gold on contact,  
Matte Tin on tail

-D

= Double Row

-G

= 20 μ" (0.51 μm) Gold on contact,  
Gold flash on balance

-T

= Matte Tin

## SPECIFICATIONS

### Insulator Material:

Black G.F. Polyester

### Contact Material:

Phosphor Bronze

### Plating:

Au or Sn over  
50 μ" (1.27 μm) Ni

### SLW Current Rating (SLW/TSW):

5.2 A per pin  
(2 pins powered)

### CES Current Rating (TSW/CES):

5.5 A per pin  
(2 pins powered)

### Voltage Rating:

SLW: 406 VAC  
CES: 400 VAC

### Operating Temp Range:

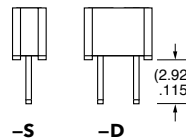
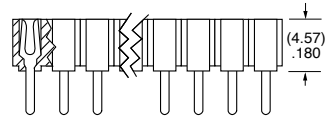
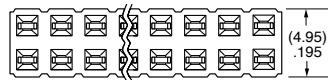
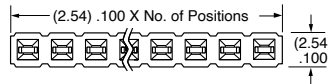
-55 °C to +125 °C with Gold  
-55 °C to +105 °C with Tin

### Insertion Depth:

SLW: (2.16 mm) .085" to  
(2.92 mm) .115"  
CES: (2.62 mm) .103" to  
(4.06 mm) .160"

### Lead-Free Solderable:

No, Lead Wave only



## PROCESSING

### Lead-Free Solderable:

No, Lead Wave only

CES	-	1	NO. PINS PER ROW	-	LEAD STYLE	-	PLATING OPTION	-	ROW OPTION	-	RA OPTION
-----	---	---	------------------	---	------------	---	----------------	---	------------	---	-----------

01 thru 50

Specify  
LEAD  
STYLE  
from  
chart

-L

= 10 μ" (0.25 μm)  
Gold contact,  
Matte Tin on tail

-S

= Single Row

-RA

= Right-angle  
version  
(Style -02 only  
Single Row only)

-T

= Matte Tin

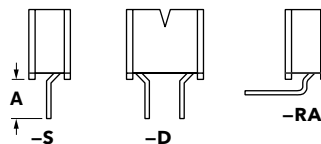
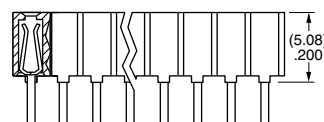
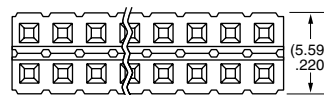
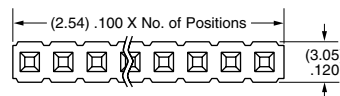
-D

= Double Row

## ALSO AVAILABLE

MOQ Required

Other Platings



LEAD STYLE	A
-01	(3.25) .128
-02	(5.66) .223

### Note:

Some lengths, styles and  
options are non-standard,  
non-returnable.