

.100" Pitch Low Profile DIP

Specifications

Electrical Ratings	switch : 25mA @ 24VDC carry : 100mA @ 24VDC	Dielectric Strength	500Vrms min
Electrical Life	2,000 cycles typical	Insulation Resistance	>100MΩ min
Contact Resistance	<25mΩ initial	Operating Temperature	-40°C to 85°C
Actuation Force	600gF maximum	Storage Temperature	-40°C to 85°C
Actuator Travel	0.90mm		

Materials

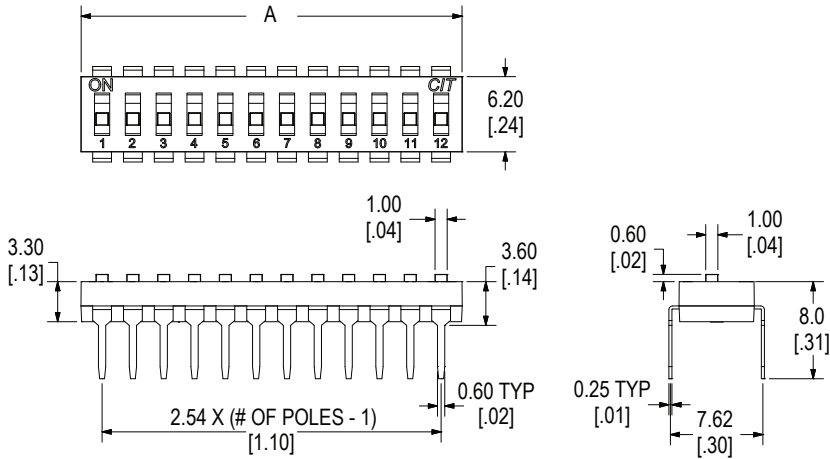
Cap	Nylon, UL94V-0, white
Cover	Nylon, UL94V-0, black
Housing	Nylon, UL94V-0, black
Contacts	Beryllium Copper, Gold over Nickel Plated
Terminals	Copper Alloy, Gold over Nickel Plated

Ordering Information

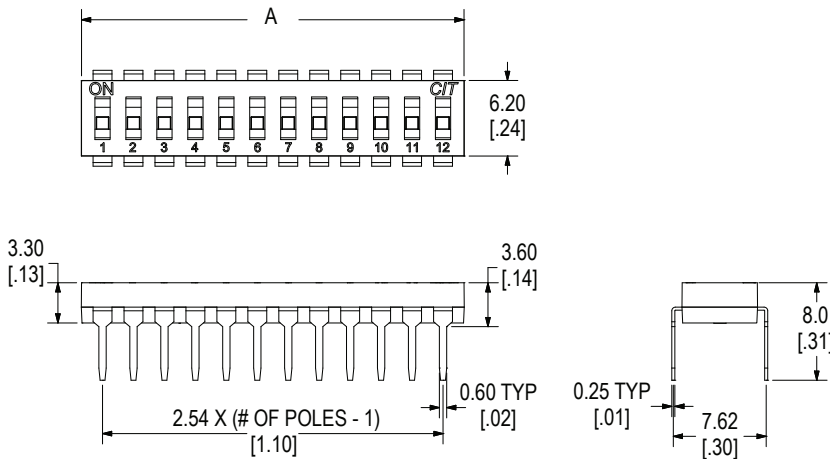
1. Series	KT	08	R	T	H
KT					
2. Number of Positions					
01 = 1 position					
02 = 2 positions					
03 = 3 positions					
04 = 4 positions					
05 = 5 positions					
06 = 6 positions					
07 = 7 positions					
08 = 8 positions					
09 = 9 positions					
10 = 10 positions					
12 = 12 positions					
3. Actuator Height					
E = Extended					
R = Recessed					
4. Tape Seal					
Blank = No Tape Seal					
T = Tape Seal <i>Not available with extended actuator height</i>					
5. Terminal Options					
H = Straight					

Dimensions

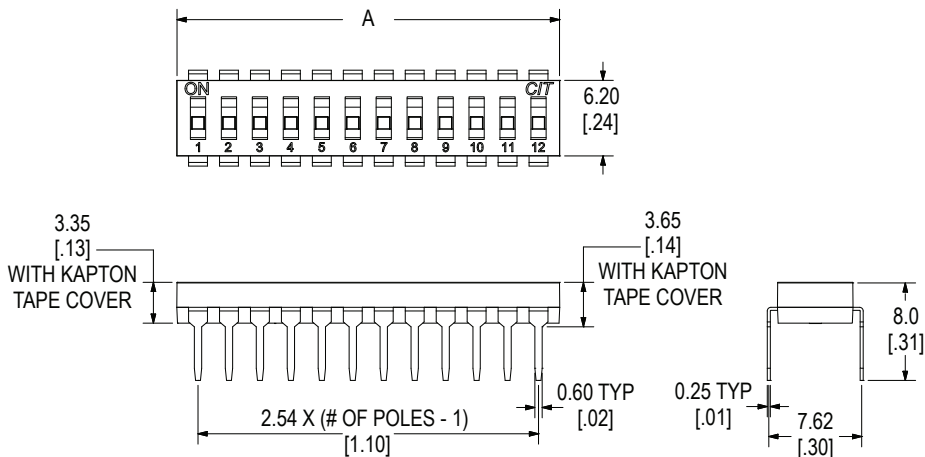
Extended Actuator



Recessed Actuator



Recessed Actuator with Top Tape Seal

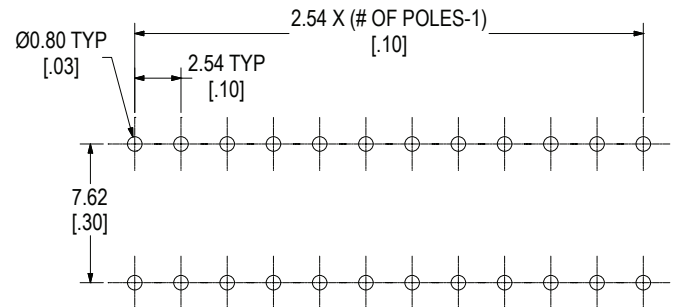
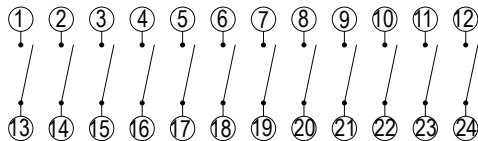


Packaging Information

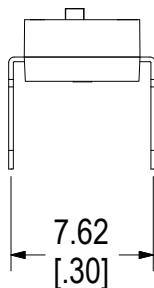
Number of Positions	"A" mm
01	3.48
02	6.02
03	8.56
04	11.10
05	13.64
06	16.18
07	18.72
08	21.26
09	23.80
10	26.34
12	31.42

# of Poles	Tube Packaging
1	190 pieces per tube
2	98 pieces per tube
3	66 pieces per tube
4	50 pieces per tube
5	40 pieces per tube
6	33 pieces per tube
7	28 pieces per tube
8	25 pieces per tube
9	22 pieces per tube
10	20 pieces per tube
12	16 pieces per tube

Schematic & PC Layout



Terminal Options



H - Straight

Notes

- All switches packaged in OFF position
- Tube packaging standard
- Switches should be soldered in the OFF position