



soberton inc.

SP DYNAMIC SPEAKER UNIT

Acoustic Product Specification

Product Number: SP-2306-1



Release | Revision: A/2018

CONTENTS

This document contains the technical specifications for the speaker unit.

Page 1
Speaker Electroacoustic Characteristics

General Specifications

Page 2
Reliability Tests

Page 3
Measuring Method (Speaker Mode)

Standard Test Condition of Speakers

Page 4
Frequency Response Curve

Page 5
Dimensions

Page 6
Packing

Dynamic Speaker Electroacoustic Characteristics

Sound Pressure Level

87±3dB SPL @1.0, 1.2, 1.5 and 2.0KHz in average (0dB SPL=20µPa)
Measuring condition: 0.1W (Sine wave) 10cm measured with baffler shown in Fig.1.

Test Set Up: Measuring conditions and procedures shown in Figure 1

Frequency Response Curve

As shown in Figure 1

Response Frequency

750±20%Hz @ 1V. (Without Baffler)

Input Power (Nominal and Maximum)

Rated Noise Power 1.0W

Short Term Max Power: 1.5W must be normal at a white noise (1.0W, F0 ~ 20KHz) for one minute

Distortion

Less than 5% @1KHz, 0.1M, 0.1W frequency range, input level up to 2.83Vrms

Operation Test

Must be free audible noise (buzzes and rattles) (300 ~ 8KHz frequency range, input level up to 2.83 Vrms)

Polarity

When a positive D.C current is applied to terminal marked (+) diaphragm shall move forward

General Specifications

Temperature Range

Operating Temperature -20°C~+60°C

Storage Temperature -25°C~+65°C

Standard Test Conditions

Temperature 17°C ~ 25°C

Relative Humidity 45% ~ 85% (RH)

AC Impedance

8±15°C (@2KHz 1V) without Baffler

Dimension

ø23.0 X H5.7mm
WIRE 152mm (UL1571 / AWG28#)

IP Level

No rating



soberton inc.

SP DYNAMIC SPEAKER UNIT

Acoustic Product Specification

Product Number: SP-2306-1



Release | Revision: A/2018

CONTENTS

This document contains the technical specifications for the speaker unit.

Page 1
Speaker Electroacoustic Characteristics

General Specifications

Page 2
Reliability Tests

Page 3
Measuring Method (Speaker Mode)

Standard Test Condition of Speakers

Page 4
Frequency Response Curve

Page 5
Dimensions

Page 6
Packing

Reliability Tests

The sound pressure as specified shall neither deviate more than $\pm 3\text{dB}$ from the initial value, nor any significant damage after any of following testing.

High Temperature Test

High Temperature $+60\pm 2^\circ\text{C}$

Duration 96 hours

Low Temperature Test

Low Temperature $-20\pm 2^\circ\text{C}$

Duration 96 hours

Humidity Test

High temperature $+60\pm 2^\circ\text{C}$

Low temperature $-20\pm 2^\circ\text{C}$

Changeover time < 30 seconds

Duration 1 hour

Cycle 100

Humidity Test

Temperature $+40\pm 2^\circ\text{C}$

Relative Humidity 90%~95%

Duration 96 hours

Temperature Cycle Test

Temperature -20°C $+60^\circ\text{C}$

Duration 45 minutes 45 minutes

Temperature Gradient $1\sim 3^\circ\text{C}/\text{min}$

Cycle 25

Drop Test

Mounted with dummy set mass 100 g

Height 1.5m

Cycle 6 (1 each plain) onto the concrete board

Load Test

Speaker mode: White noise (EIA filter) for 96 hours @1W input power.



soberton inc.

SP DYNAMIC SPEAKER UNIT

Acoustic Product Specification

Product Number: SP-2306-1



Release | Revision: A/2018

CONTENTS

This document contains the technical specifications for the speaker unit.

Page 1

Speaker Electroacoustic Characteristics

General Specifications

Page 2

Reliability Tests

Page 3

Measuring Method (Speaker Mode)

Standard Test Condition of Speakers

Page 4

Frequency Response Curve

Page 5

Dimensions

Page 6

Packing

Measuring Method (Speaker Mode)

Standard Test Condition

Temperature 15 ~ 35°C

Relative humidity 45% ~ 85%

Atmospheric pressure 860mbar to 1060mbar.

Standard Test Fixture

Input Power 0.1W (0.89V)

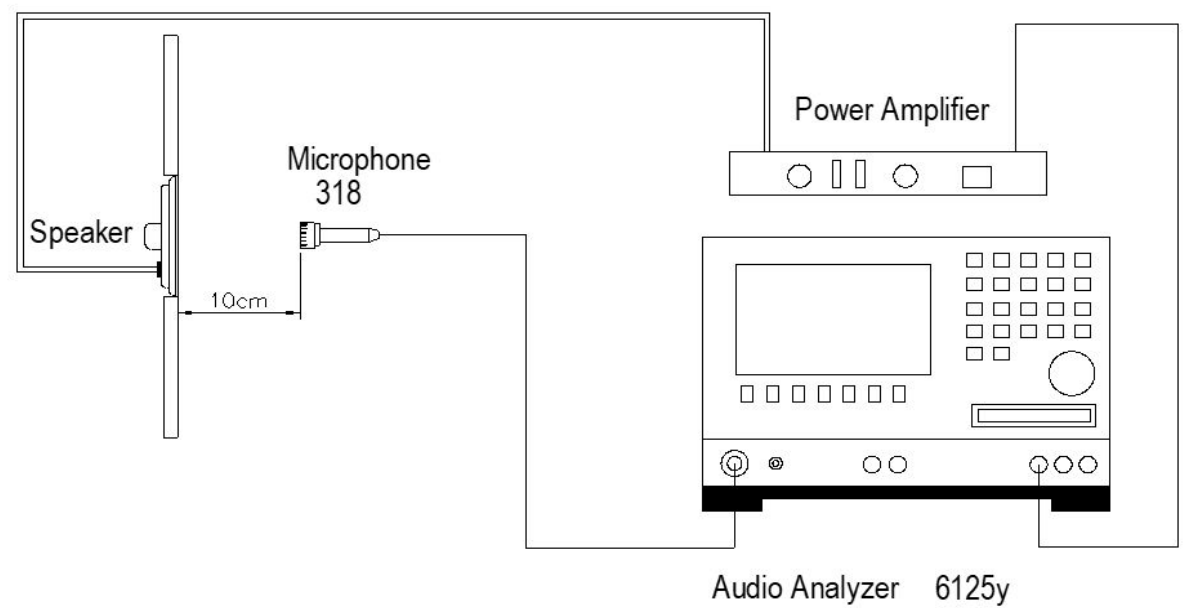
Zero Level -dB

Mode TSR

Potentiometer Range 50dB

Sweep Time 0.5sec

Standard Test Condition of Speaker (Fig. 1)





soberton inc.

SP DYNAMIC SPEAKER UNIT

Acoustic Product Specification

Product Number: SP-2306-1



Release | Revision: A/2018

CONTENTS

This document contains the technical specifications for the speaker unit.

Page 1

Speaker Electroacoustic Characteristics

General Specifications

Page 2

Reliability Tests

Page 3

Measuring Method (Speaker Mode)

Standard Test Condition of Speakers

Page 4

Frequency Response Curve

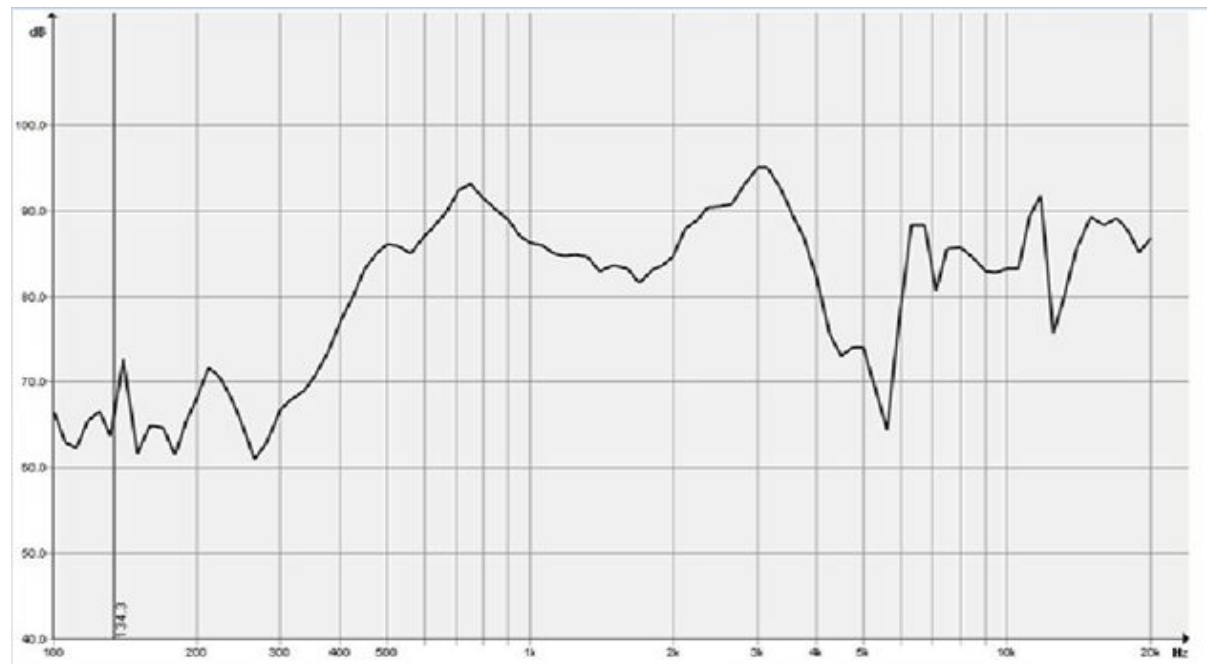
Page 5

Dimensions

Page 6

Packing

Frequency Response Curve (Fig. 3)





soberton inc.

SP DYNAMIC SPEAKER UNIT

Acoustic Product Specification

Product Number: SP-2306-1



Release | Revision: A/2018

CONTENTS

This document contains the technical specifications for the speaker unit.

Page 1
Speaker Electroacoustic Characteristics

General Specifications

Page 2
Reliability Tests

Page 3
Measuring Method (Speaker Mode)

Standard Test Condition of Speakers

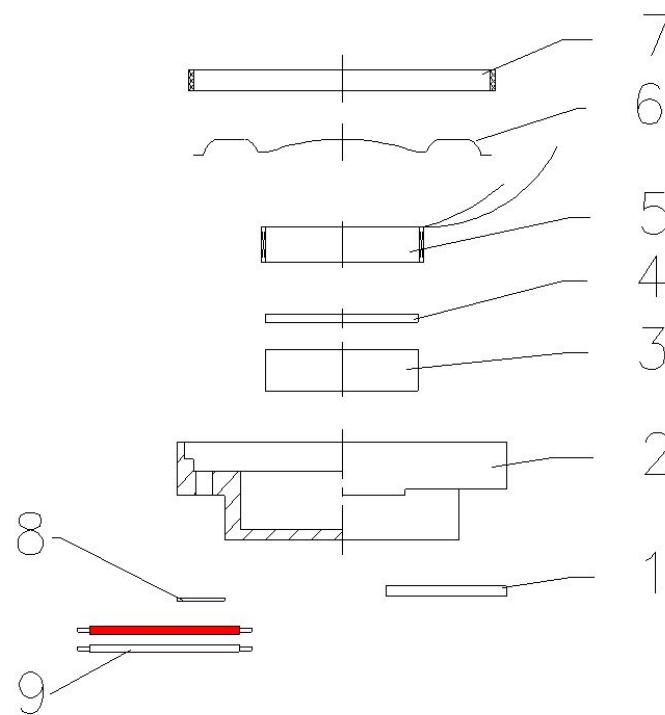
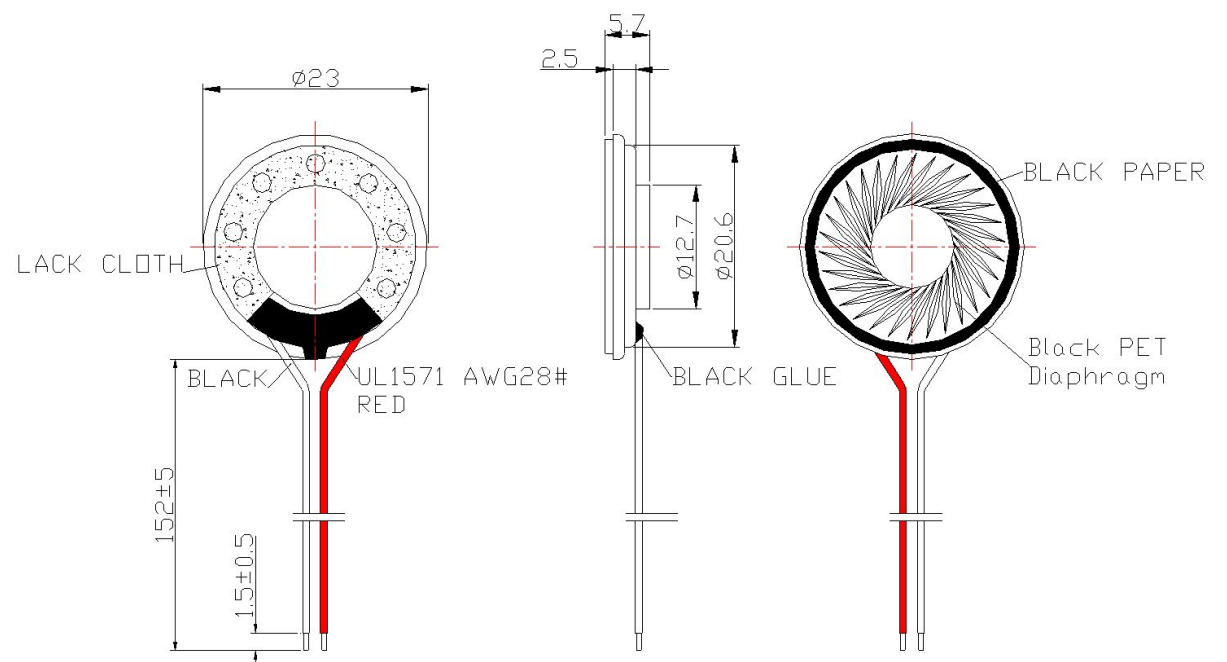
Page 4
Frequency Response Curve

Page 5
Dimensions

Page 6
Packing

Dimensions

Tolerance: ± 0.2 (unit: mm)



No.	Part Name	Material	Quantity
1	PCB	FE-4	1
2	Frame	SPCC	1
3	Magnet	$\Phi 9.5 \times 1.5$ -N38	1
4	Plate	$\Phi 9.7 \times 0.8$ SPCC	1
5	Voice Coil	Polyurethane Enamelled Wire	1
6	Diaphragm	PET	1
7	Gasket	Black Paper	1
8	Silk Screen	Black Cloth	1
9	Wire (152mm)	UL1571 / AWG28#	2



soberton inc.

SP DYNAMIC SPEAKER UNIT

Acoustic Product Specification

Product Number: SP-2306-1



Release | Revision: A/2018

CONTENTS

This document contains the technical specifications for the speaker unit.

Page 1

Speaker Electroacoustic Characteristics

General Specifications

Page 2

Reliability Tests

Page 3

Measuring Method (Speaker Mode)

Standard Test Condition of Speakers

Page 4

Frequency Response Curve

Page 5

Dimensions

Page 6

Packing

Packing

