

SERIES: CMS-40504N-L152 | **DESCRIPTION:** SPEAKER

FEATURES

- low profile
- 500 Hz resonant frequency
- wire leads with connector options


SPECIFICATIONS

| parameter | conditions/description | min | typ | max | units |
|-------------------------|--|----------|-----------|-----------|--------------|
| input power | maximum power: IEC-60268-5, filter 60s on/120s off, 10 cycles at room temp | | 2.0 | 2.5 | W |
| impedance | at 2.0 kHz, 1.0 V | 3.4 | 4 | 4.6 | Ω |
| resonant frequency (Fo) | at 1.0 V | 400 | 500 | 600 | Hz |
| frequency response | output SPL -10 dB | Fo | | 7,000 | Hz |
| sound pressure level | at 1.0 W, 0.1 m ave, at 0.8 ,1.0, 1.2, 1.5 kHz at 2.0 W, 0.5 m ave, at 0.8 ,1.0, 1.2, 1.5 kHz | 97 86 | 100 89 | 103 92 | dB dB |
| distortion | at 1.0 kHz, 1.0 W | | | 5 | % |
| buzz, rattle, etc. | must be normal at sine wave between Fo ~ 10,000 Hz | | 2.83 | | V |
| dimensions | \varnothing 40 x 5.0 | | | | mm |
| magnet | Nd-Fe-B | | | | |
| material | metal | | | | |
| cone material | PEI | | | | |
| terminal | wire leads | | | | |
| weight | | | 12.4 | | g |
| operating temperature | | -30 | | 70 | $^{\circ}$ C |
| storage temperature | | -40 | | 85 | $^{\circ}$ C |
| hand soldering | for maximum 3 seconds | 370 | 380 | 390 | $^{\circ}$ C |
| RoHS | yes | | | | |

Notes: 1. All specifications measured at 15-35 $^{\circ}$ C, humidity at 45-85%, under 86-106 kPa pressure, unless otherwise noted.

PART NUMBER KEY
CMS-40504N-L152 X

Base Number

Termination Options:

"blank" = wire leads, no connector

A = wire leads with Molex housing 51021-0200

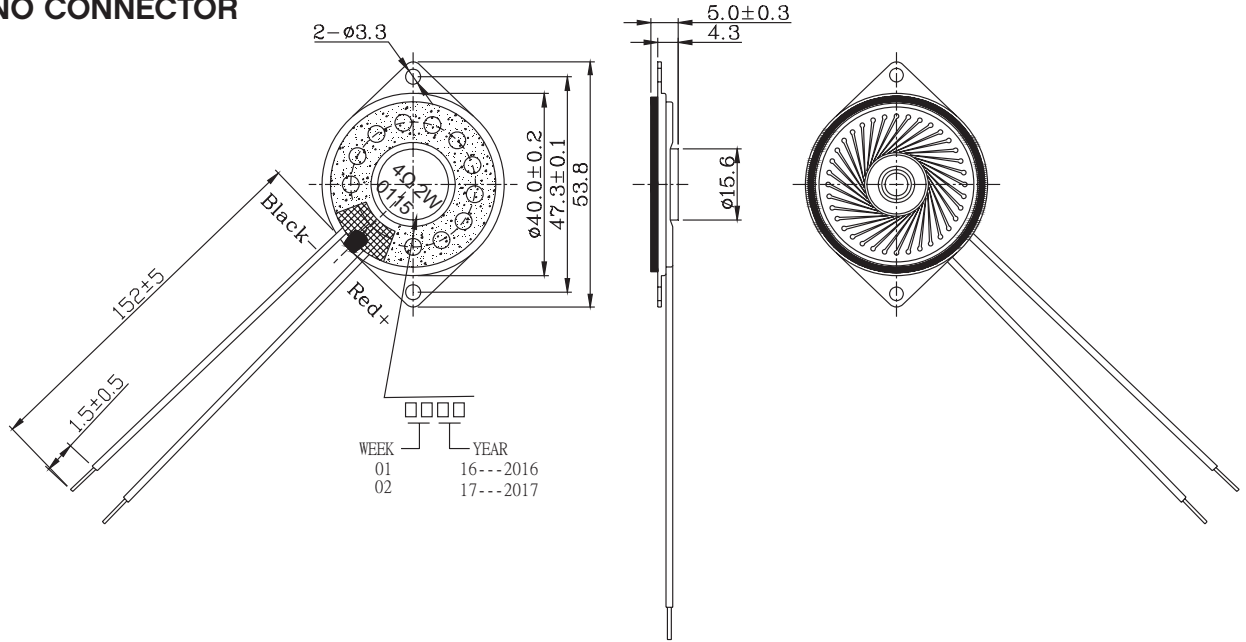
B = wire leads with JST housing SHR-02V-S-B

MECHANICAL DRAWINGS

units: mm
tolerance: ± 0.2 mm

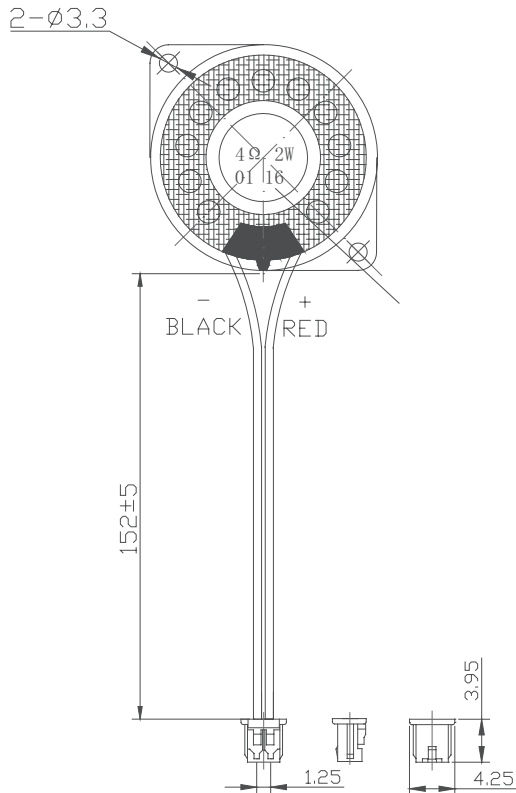
WIRE LEADS, NO CONNECTOR

wire: UL 1007 28 AWG



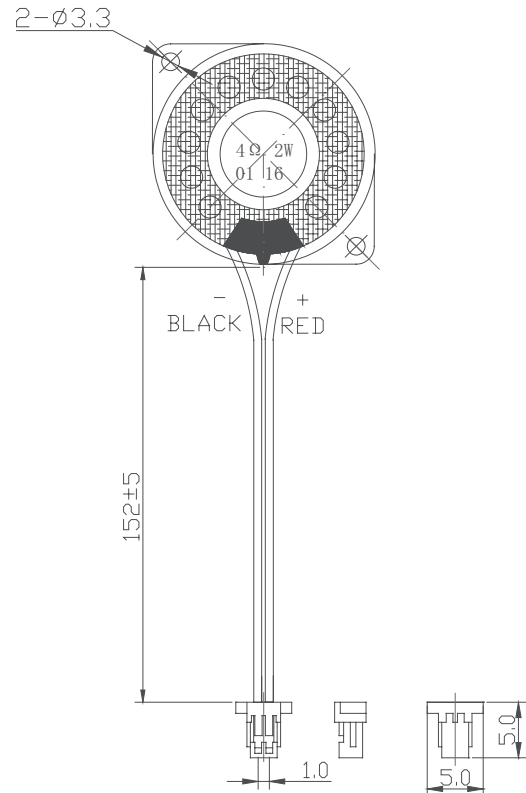
WIRE LEADS WITH MOLEX CONNECTOR

wire: UL 1571 28 AWG
connector: Molex 51021-0200
mating connector: Molex 53261-0271

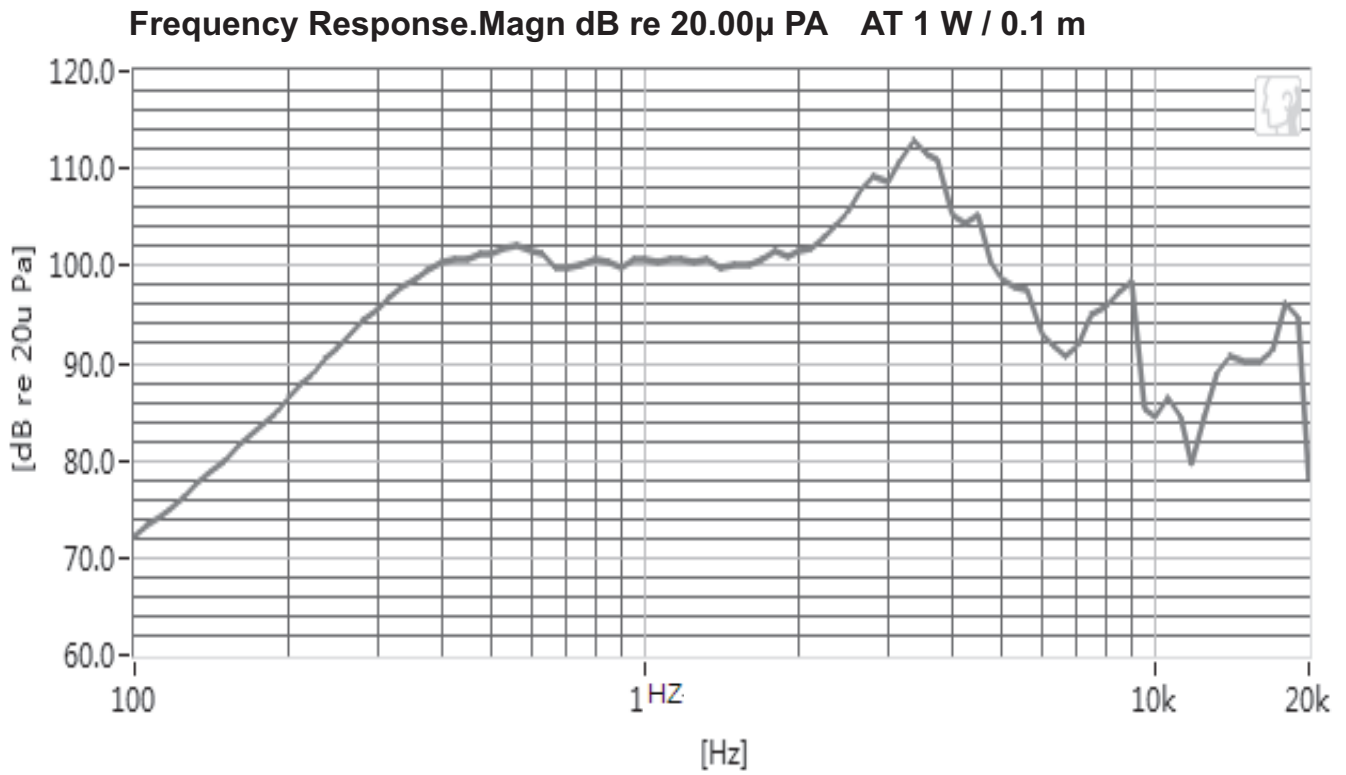


WIRE LEADS WITH JST CONNECTOR

wire: UL 1571 28 AWG
connector: JST SHR-02V-S-B
mating connector: JST BM02B-SRSS-TB



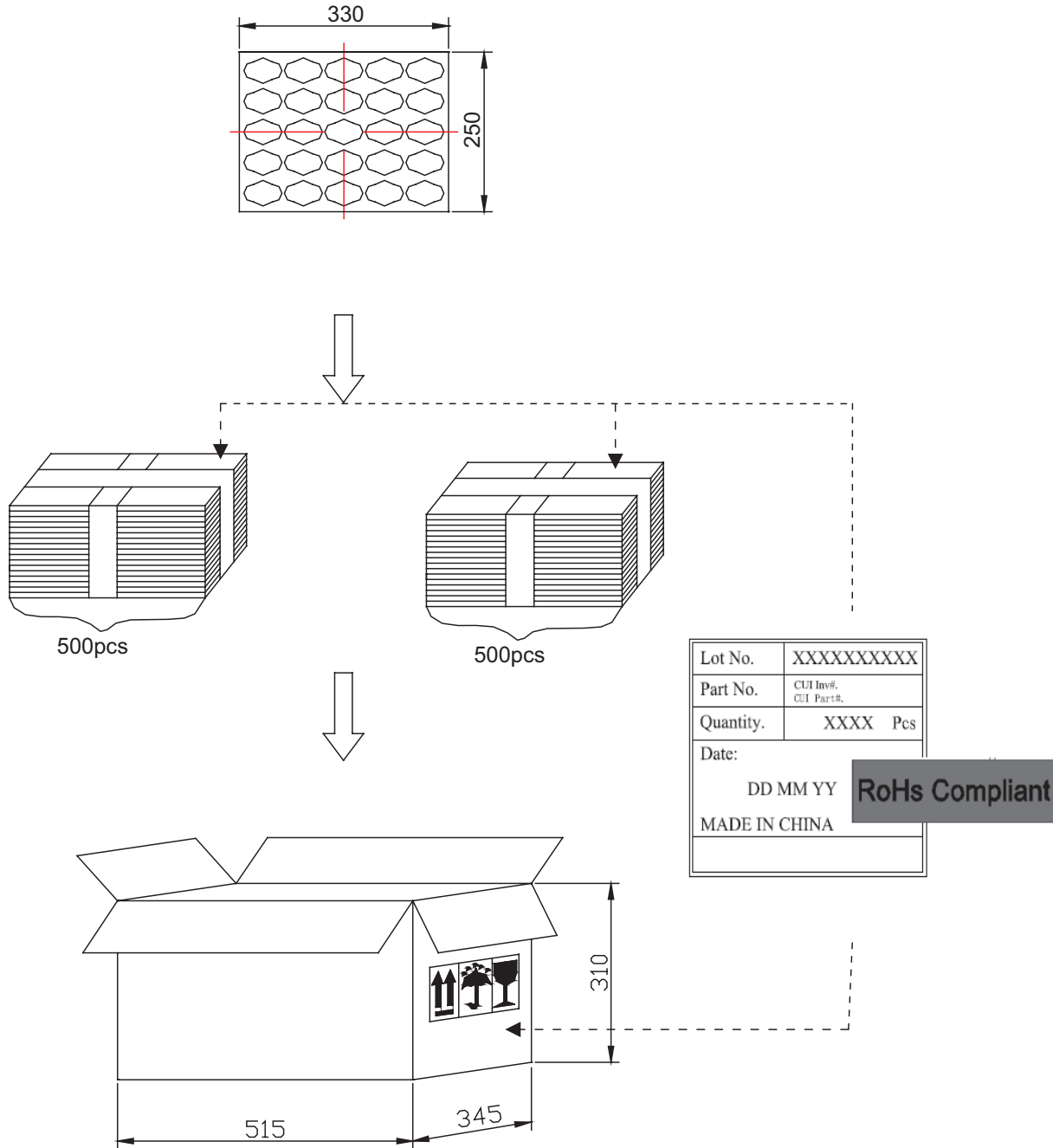
FREQUENCY RESPONSE CURVE



PACKAGING

units: mm

Tray Size: 330 x 250 X 13 mm
 Carton Size: 515 x 345 x 310 mm
 Tray QTY: 25 pcs per tray
 Carton QTY: 1,000 pcs per carton



REVISION HISTORY

| rev. | description | date |
|------|---------------------------------------|------------|
| 1.0 | initial release | 06/28/2016 |
| 1.01 | brand update | 01/22/2020 |
| 1.02 | added Molex and JST connector options | 10/27/2020 |
| 1.03 | logo, datasheet style update | 08/05/2022 |

The revision history provided is for informational purposes only and is believed to be accurate.



CUI Devices offers a one (1) year limited warranty. Complete warranty information is listed on our website.

CUI Devices reserves the right to make changes to the product at any time without notice. Information provided by CUI Devices is believed to be accurate and reliable. However, no responsibility is assumed by CUI Devices for its use, nor for any infringements of patents or other rights of third parties which may result from its use.

CUI Devices products are not authorized or warranted for use as critical components in equipment that requires an extremely high level of reliability. A critical component is any component of a life support device or system whose failure to perform can be reasonably expected to cause the failure of the life support device or system, or to affect its safety or effectiveness.

cuidevices.com