


## Data sheet | Item number: 741-116

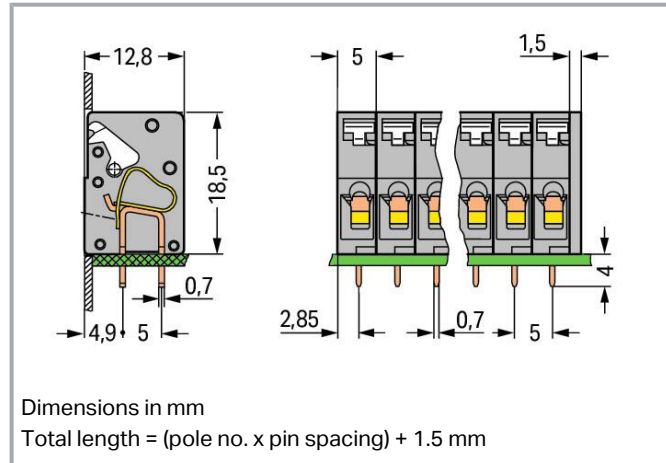
PCB terminal block; push-button; 2.5 mm<sup>2</sup>; Pin spacing 5 mm; 16-pole; CAGE CLAMP®; 2,50 mm<sup>2</sup>; gray



[www.wago.com/741-116](http://www.wago.com/741-116)



Color: —



### Item description

- Feedthrough PCB terminal strips with push-button actuated CAGE CLAMP®
- Simple, push-button wiring
- Test slot integrated into upper-portion of conductor entry for test pins

### Data

#### Notes

Variants:

Other pole numbers

Other colors

Direct marking

Other versions (or variants) can be requested from WAGO Sales or configured at <https://configurator.wago.com/>.

### Electrical data

#### Ratings per IEC/EN

Ratings per

IEC/EN 60664-1

Nominal voltage (III/3)

250 V

Subject to changes. Please also observe the further product documentation!

WAGO GmbH & Co. KG

Hansastr. 27

32423 Minden

Phone: +49571 887-0 | Fax: +49571 887-169

Email: [info.de@wago.com](mailto:info.de@wago.com) | Web: [www.wago.com](http://www.wago.com)

Do you have any questions about our products?

We are always happy to take your call at +49 (571) 887-44222.



|                               |   |
|-------------------------------|---|
| Rated impulse voltage (III/3) | 4 kV  |
| Rated voltage (III/2)         | 320 V   |
| Rated impulse voltage (III/2) | 4 kV  |
| Nominal voltage (II/2)        | 630 V   |
| Rated surge voltage (II/2)    | 4 kV  |
| Rated current                 | 16 A  |
| Legend (ratings)              | (III / 2) ≙ Overvoltage category III / Pollution degree 2 |

### Ratings per UL

|                                |         |
|--------------------------------|---------|
| Approvals per                  | UL 1059 |
| Rated voltage UL (Use Group B) | 300 V   |
| Rated current UL (Use Group B) | 10 A    |
| Rated voltage UL (Use Group D) | 300 V   |
| Rated current UL (Use Group D) | 10 A    |

### Ratings per CSA

|                                 |       |
|---------------------------------|-------|
| Approvals per                   | CSA   |
| Rated voltage CSA (Use Group B) | 300 V |
| Rated current CSA (Use Group B) | 16 A  |
| Rated voltage CSA (Use Group D) | 300 V |
| Rated current CSA (Use Group D) | 10 A  |

### Connection data

|                            |    |
|----------------------------|----|
| Connection points          | 16 |
| Total number of potentials | 16 |
| Number of connection types | 1  |
| Number of levels           | 1  |

### Connection 1

|   |  |
|---|--|
| Connection technology                             | CAGE CLAMP®                                  |
| Actuation type                                    | Push-button                                  |
| Solid conductor                                   | 0.08 ... 2.5 mm <sup>2</sup> / 28 ... 12 AWG |
| Fine-stranded conductor                           | 0.08 ... 2.5 mm <sup>2</sup> / 28 ... 12 AWG |
| Fine-stranded conductor; with insulated ferrule   | 0.25 ... 1.5 mm <sup>2</sup>                 |
| Fine-stranded conductor; with uninsulated ferrule | 0.25 ... 1.5 mm <sup>2</sup>                 |
| Strip length                                      | 5 ... 6 mm / 0.2 ... 0.24 inches             |

Subject to changes. Please also observe the further product documentation!



|                                       |    |
|---------------------------------------|----|
| Conductor connection direction to PCB | 0° |
| Pole number                           | 16 |

### Physical data

|                                      |                          |
|--------------------------------------|--------------------------|
| Pin spacing                          | 5 mm / 0.197 inches      |
| Width                                | 81.5 mm / 3.209 inches   |
| Height                               | 22.5 mm / 0.886 inches   |
| Height from the surface              | 18.5 mm / 0.728 inches   |
| Depth                                | 12.8 mm / 0.504 inches   |
| Solder pin length                    | 4 mm                     |
| Solder pin dimensions                | 0.7 x 0.7 mm             |
| Drilled hole diameter with tolerance | 1.1 <sup>(+0.1)</sup> mm |

### Plug-in connection

|                                      |    |
|--------------------------------------|----|
| Plugging without loss of pin spacing | No |
|--------------------------------------|----|

### PCB contact

|                                     |  |
|-------------------------------------|--|
| PCB contact                         | THT                                      |
| Solder pin arrangement              | over the entire terminal strip (in-line) |
| Number of solder pins per potential | 2  |

### Material data

|                             |  |
|-----------------------------|--|
| Note (material data)        | Information on material specifications can be found here |
| Color                       | gray   |
| Material group              | I  |
| Insulation material         | Polyamide (PA66)   |
| Flammability class per UL94 | V0   |
| Clamping spring material    | Chrome-nickel spring steel (CrNi)                        |
| Contact material            | Electrolytic copper (E <sub>Cu</sub> )                   |
| Contact plating             | Tin  |
| Fire load                   | 0.426 MJ   |
| Weight                      | 20.7 g   |

Subject to changes. Please also observe the further product documentation!

WAGO GmbH & Co. KG  
 Hansastr. 27  
 32423 Minden  
 Phone: +49571 887-0 | Fax: +49571 887-169  
 Email: [info.de@wago.com](mailto:info.de@wago.com) | Web: [www.wago.com](http://www.wago.com)

Do you have any questions about our products?  
 We are always happy to take your call at +49 (571) 887-44222.

## Environmental requirements

|                         |                 |
|-------------------------|-----------------|
| Limit temperature range | -60 ... +105 °C |
|-------------------------|-----------------|

## Commercial data




|                       |                                |
|-----------------------|--------------------------------|
| Product Group         | 4 (Printed Circuit Connectors) |
| eCl@ss 10.0           | 27-44-04-01                    |
| eCl@ss 9.0            | 27-44-04-01                    |
| ETIM 8.0              | EC002643                       |
| ETIM 7.0              | EC002643                       |
| ECCN                  | NO DATA                        |
| PU (SPU)              | 40 (10) pcs                    |
| Packaging type        | box                            |
| Country of origin     | CH                             |
| GTIN                  | 4044918677899                  |
| Customs tariff number | 85369010000                    |

## Environmental Product Compliance

|                        |                         |
|------------------------|-------------------------|
| RoHS Compliance Status | Compliant, No Exemption |
|------------------------|-------------------------|

## Approvals / Certificates

### General approvals

| Logo   | Approval                        | Additional Approval Text | Certificate name |
|--|---------------------------------|--------------------------|------------------|
|  | CCA<br>DEKRA Certification B.V. | EN 60947                 | 2160584.21       |
|  | CCA<br>DEKRA Certification B.V. | EN 60947                 | NTR NL-7104      |
|  | CCA<br>DEKRA Certification B.V. | EN 60998                 | 2166926.01       |
|  | CCA<br>DEKRA Certification B.V. | EN 60998                 | NTR NL-7187      |

Subject to changes. Please also observe the further product documentation!

CCA



CSA  
DEKRA Certification B.V.

C22.2 No. 158

1711139



UR  
Underwriters Laboratories Inc.




UL 1059

E45172

## Declarations of conformity and manufacturer's declarations

| Logo  | Approval   | Additional Approval Text | Certificate name |
|---|--|--------------------------|------------------|
|   | EU-Declaration of Conformity<br>WAGO GmbH & Co. KG | -                        | -                |
|  | UK-Declaration of Conformity<br>WAGO GmbH & Co. KG | -                        | -                |

## Approvals for marine applications

| Logo   | Approval                           | Additional Approval Text | Certificate name         |
|--|------------------------------------|--------------------------|--------------------------|
|  | ABS<br>American Bureau of Shipping | -                        | 19-<br>HG1869876-<br>PDA |
|  | BV<br>Bureau Veritas S.A.          | IEC 60998                | 11915/DO<br>BV           |
|  | DNV<br>DNV GL SE                   | -                        | TAE000016Z               |















## Optional accessories

Tool

Subject to changes. Please also observe the further product documentation!

WAGO GmbH & Co. KG  
Hansastr. 27  
32423 Minden  
Phone: +49571 887-0 | Fax: +49571 887-169  
Email: [info.de@wago.com](mailto:info.de@wago.com) | Web: [www.wago.com](http://www.wago.com)

Do you have any questions about our products?  
We are always happy to take your call at +49 (571) 887-44222.

| Operating tool  |  |  |
|---|--|--|
|    | <b>Item no.: 210-657</b><br>Operating tool; Blade: 3.5 x 0.5 mm; with a partially insulated shaft; short; multicoloured  | <a href="http://www.wago.com/210-657">www.wago.com/210-657</a>                 |
|   | <b>Item no.: 210-720</b><br>Operating tool; Blade: 3.5 x 0.5 mm; with a partially insulated shaft; multicoloured   | <a href="http://www.wago.com/210-720">www.wago.com/210-720</a>                 |
| Marking accessories   |  |  |
| Marking strip   |  |  |
|   | <b>Item no.: 210-332/500-202</b><br>Marking strips; as a DIN A4 sheet; MARKED; 1-16 (160x); Height of marker strip: 3 mm; Strip length 182 mm; Horizontal marking; Self-adhesive; white  | <a href="http://www.wago.com/210-332/500-202">www.wago.com/210-332/500-202</a> |
|   | <b>Item no.: 210-332/500-206</b><br>Marking strips; as a DIN A4 sheet; MARKED; 33-48 (160x); Height of marker strip: 3 mm; Strip length 182 mm; Horizontal marking; Self-adhesive; white | <a href="http://www.wago.com/210-332/500-206">www.wago.com/210-332/500-206</a> |
|   | <b>Item no.: 210-332/500-205</b><br>Marking strips; as a DIN A4 sheet; MARKED; 1-32 (80x); Height of marker strip: 3 mm; Strip length 182 mm; Horizontal marking; Self-adhesive; white   | <a href="http://www.wago.com/210-332/500-205">www.wago.com/210-332/500-205</a> |
|  | <b>Item no.: 210-332/500-204</b><br>Marking strips; as a DIN A4 sheet; MARKED; 17-32 (160x); Height of marker strip: 3 mm; Strip length 182 mm; Horizontal marking; Self-adhesive; white | <a href="http://www.wago.com/210-332/500-204">www.wago.com/210-332/500-204</a> |
| Ferrule   |  |  |
| Ferrule   |  |  |
|  | <b>Item no.: 216-101</b><br>Ferrule; Sleeve for 0.5 mm <sup>2</sup> / AWG 22; uninsulated; electro-tin plated; silver-colored  | <a href="http://www.wago.com/216-101">www.wago.com/216-101</a>                 |
|  | <b>Item no.: 216-104</b><br>Ferrule; Sleeve for 1.5 mm <sup>2</sup> / AWG 16; uninsulated; electro-tin plated; silver-colored  | <a href="http://www.wago.com/216-104">www.wago.com/216-104</a>                 |
|  | <b>Item no.: 216-102</b><br>Ferrule; Sleeve for 0.75 mm <sup>2</sup> / AWG 20; uninsulated; electro-tin plated; silver-colored   | <a href="http://www.wago.com/216-102">www.wago.com/216-102</a>                 |
|  | <b>Item no.: 216-103</b><br>Ferrule; Sleeve for 1 mm <sup>2</sup> / AWG 18; uninsulated; electro-tin plated  | <a href="http://www.wago.com/216-103">www.wago.com/216-103</a>                 |
|  | <b>Item no.: 216-123</b><br>Ferrule; Sleeve for 1 mm <sup>2</sup> / AWG 18; uninsulated; electro-tin plated; silver-colored  | <a href="http://www.wago.com/216-123">www.wago.com/216-123</a>                 |
|  | <b>Item no.: 216-122</b><br>Ferrule; Sleeve for 0.75 mm <sup>2</sup> / AWG 20; uninsulated; electro-tin plated; silver-colored   | <a href="http://www.wago.com/216-122">www.wago.com/216-122</a>                 |
|  | <b>Item no.: 216-124</b><br>Ferrule; Sleeve for 1.5 mm <sup>2</sup> / AWG 16; uninsulated; electro-tin plated  | <a href="http://www.wago.com/216-124">www.wago.com/216-124</a>                 |
|  | <b>Item no.: 216-142</b><br>Ferrule; Sleeve for 0.75 mm <sup>2</sup> / 18 AWG; uninsulated; electro-tin plated; electrolytic copper; gastight  | <a href="http://www.wago.com/216-142">www.wago.com/216-142</a>                 |

Subject to changes. Please also observe the further product documentation!













crimped; acc. to DIN 46228, Part 1/08.92

|   |   |  |
|---|---|--|
|   | <b>Item no.: 216-132</b><br>Ferrule; Sleeve for 0.34 mm <sup>2</sup> / AWG 24; uninsulated; electro-tin plated  | <a href="http://www.wago.com/216-132">www.wago.com/216-132</a> |
|   | <b>Item no.: 216-121</b><br>Ferrule; Sleeve for 0.5 mm <sup>2</sup> / AWG 22; uninsulated; electro-tin plated; silver-colored   | <a href="http://www.wago.com/216-121">www.wago.com/216-121</a> |
|   | <b>Item no.: 216-143</b><br>Ferrule; Sleeve for 1 mm <sup>2</sup> / AWG 18; uninsulated; electro-tin plated; electrolytic copper; gastight crimped; acc. to DIN 46228, Part 1/08.92                   | <a href="http://www.wago.com/216-143">www.wago.com/216-143</a> |
|   | <b>Item no.: 216-131</b><br>Ferrule; Sleeve for 0.25 mm <sup>2</sup> / AWG 24; uninsulated; electro-tin plated; silver-colored  | <a href="http://www.wago.com/216-131">www.wago.com/216-131</a> |
|   | <b>Item no.: 216-141</b><br>Ferrule; Sleeve for 0.5 mm <sup>2</sup> / 20 AWG; uninsulated; electro-tin plated; electrolytic copper; gastight crimped; acc. to DIN 46228, Part 1/08.92                 | <a href="http://www.wago.com/216-141">www.wago.com/216-141</a> |
|   | <b>Item no.: 216-152</b><br>Ferrule; Sleeve for 0.34 mm <sup>2</sup> / AWG 24; uninsulated; electro-tin plated  | <a href="http://www.wago.com/216-152">www.wago.com/216-152</a> |
|    | <b>Item no.: 216-203</b><br>Ferrule; Sleeve for 1 mm <sup>2</sup> / AWG 18; insulated; electro-tin plated; red  | <a href="http://www.wago.com/216-203">www.wago.com/216-203</a> |
|    | <b>Item no.: 216-202</b><br>Ferrule; Sleeve for 0.75 mm <sup>2</sup> / 18 AWG; insulated; electro-tin plated; gray  | <a href="http://www.wago.com/216-202">www.wago.com/216-202</a> |
|   | <b>Item no.: 216-151</b><br>Ferrule; Sleeve for 0.25 mm <sup>2</sup> / AWG 24; uninsulated; electro-tin plated  | <a href="http://www.wago.com/216-151">www.wago.com/216-151</a> |
|  | <b>Item no.: 216-204</b><br>Ferrule; Sleeve for 1.5 mm <sup>2</sup> / AWG 16; insulated; electro-tin plated; black  | <a href="http://www.wago.com/216-204">www.wago.com/216-204</a> |
|   | <b>Item no.: 216-144</b><br>Ferrule; Sleeve for 1.5 mm <sup>2</sup> / AWG 16; uninsulated; electro-tin plated; electrolytic copper; gastight crimped; acc. to DIN 46228, Part 1/08.92; silver-colored | <a href="http://www.wago.com/216-144">www.wago.com/216-144</a> |
|  | <b>Item no.: 216-201</b><br>Ferrule; Sleeve for 0.5 mm <sup>2</sup> / 20 AWG; insulated; electro-tin plated; white  | <a href="http://www.wago.com/216-201">www.wago.com/216-201</a> |
|  | <b>Item no.: 216-223</b><br>Ferrule; Sleeve for 1 mm <sup>2</sup> / AWG 18; insulated; electro-tin plated; red  | <a href="http://www.wago.com/216-223">www.wago.com/216-223</a> |
|  | <b>Item no.: 216-241</b><br>Ferrule; Sleeve for 0.5 mm <sup>2</sup> / 20 AWG; insulated; electro-tin plated; electrolytic copper; gastight crimped; acc. to DIN 46228, Part 4/09.90; white            | <a href="http://www.wago.com/216-241">www.wago.com/216-241</a> |
|  | <b>Item no.: 216-242</b><br>Ferrule; Sleeve for 0.75 mm <sup>2</sup> / 18 AWG; insulated; electro-tin plated; electrolytic copper; gastight crimped; acc. to DIN 46228, Part 4/09.90; gray            | <a href="http://www.wago.com/216-242">www.wago.com/216-242</a> |
|  | <b>Item no.: 216-222</b><br>Ferrule; Sleeve for 0.75 mm <sup>2</sup> / 18 AWG; insulated; electro-tin plated; gray  | <a href="http://www.wago.com/216-222">www.wago.com/216-222</a> |
|  | <b>Item no.: 216-221</b><br>Ferrule; Sleeve for 0.5 mm <sup>2</sup> / 20 AWG; insulated; electro-tin plated; white  | <a href="http://www.wago.com/216-221">www.wago.com/216-221</a> |

Subject to changes. Please also observe the further product documentation!



|   |  |  |
|---|--|--|
|    | <b>Item no.: 216-224</b><br>Ferrule; Sleeve for 1.5 mm <sup>2</sup> / AWG 16; insulated; electro-tin plated; black   | <a href="http://www.wago.com/216-224">www.wago.com/216-224</a> |
|    | <b>Item no.: 216-243</b><br>Ferrule; Sleeve for 1 mm <sup>2</sup> / AWG 18; insulated; electro-tin plated; electrolytic copper; gastight crimped; acc. to DIN 46228, Part 4/09.90; red     | <a href="http://www.wago.com/216-243">www.wago.com/216-243</a> |
|    | <b>Item no.: 216-244</b><br>Ferrule; Sleeve for 1.5 mm <sup>2</sup> / AWG 16; insulated; electro-tin plated; electrolytic copper; gastight crimped; acc. to DIN 46228, Part 4/09.90; black | <a href="http://www.wago.com/216-244">www.wago.com/216-244</a> |
|    | <b>Item no.: 216-263</b><br>Ferrule; Sleeve for 1 mm <sup>2</sup> / AWG 18; insulated; electro-tin plated; electrolytic copper; gastight crimped; acc. to DIN 46228, Part 4/09.90; red     | <a href="http://www.wago.com/216-263">www.wago.com/216-263</a> |
|    | <b>Item no.: 216-264</b><br>Ferrule; Sleeve for 1.5 mm <sup>2</sup> / AWG 16; insulated; electro-tin plated; electrolytic copper; gastight crimped; acc. to DIN 46228, Part 4/09.90; black | <a href="http://www.wago.com/216-264">www.wago.com/216-264</a> |
|    | <b>Item no.: 216-262</b><br>Ferrule; Sleeve for 0.75 mm <sup>2</sup> / 18 AWG; insulated; electro-tin plated; electrolytic copper; gastight crimped; acc. to DIN 46228, Part 4/09.90; gray | <a href="http://www.wago.com/216-262">www.wago.com/216-262</a> |
|    | <b>Item no.: 216-301</b><br>Ferrule; Sleeve for 0.25 mm <sup>2</sup> / AWG 24; insulated; electro-tin plated; yellow   | <a href="http://www.wago.com/216-301">www.wago.com/216-301</a> |
|    | <b>Item no.: 216-321</b><br>Ferrule; Sleeve for 0.25 mm <sup>2</sup> / AWG 24; insulated; electro-tin plated; yellow   | <a href="http://www.wago.com/216-321">www.wago.com/216-321</a> |
|    | <b>Item no.: 216-322</b><br>Ferrule; Sleeve for 0.34 mm <sup>2</sup> / 22 AWG; insulated; electro-tin plated; light turquoise  | <a href="http://www.wago.com/216-322">www.wago.com/216-322</a> |
|  | <b>Item no.: 216-302</b><br>Ferrule; Sleeve for 0.34 mm <sup>2</sup> / 22 AWG; insulated; electro-tin plated; light turquoise  | <a href="http://www.wago.com/216-302">www.wago.com/216-302</a> |

## Downloads

### Documentation

#### Additional Information

|                        |            |        |          |
|------------------------|------------|--------|----------|
| Technical Section      | 2019 Apr 3 | pdf    | Download |
| Technical explanations |            | 2.1 MB |          |

## CAD/CAE-Data

### CAD data

|                      |     |          |
|----------------------|-----|----------|
| 2D/3D Models 741-116 | URL | Download |
|----------------------|-----|----------|

### PCB Design

|  |     |          |
|--|-----|----------|
| Symbol and Footprint via Ultra Librarian 741-116 | URL | Download |
|--|-----|----------|

Subject to changes. Please also observe the further product documentation!

WAGO GmbH & Co. KG  
 Hansastr. 27  
 32423 Minden  
 Phone: +49571 887-0 | Fax: +49571 887-169  
 Email: [info.de@wago.com](mailto:info.de@wago.com) | Web: [www.wago.com](http://www.wago.com)

Do you have any questions about our products?  
 We are always happy to take your call at +49 (571) 887-44222.





CAX data for your PCB design, consisting of "schematic symbols and PCB footprints", allow easy integration of the WAGO component into your development environment.

Supported formats:

- Accel EDA 14 & 15
- Altair
- Altium 6 to current version
- Autodesk Fusion 360
- Cadence Allegro
- DesignSpark
- Eagle Libraries
- KiCad
- Mentor Graphics
- BoardStation
- Mentor Graphics Design Architect
- Mentor Graphics Design
- Expedition 99 and 2000
- OrCAD 9.X PCB and Capture
- PADS PowerPCB 3, 3.5, 4.X, and 5.X
- PADS PowerPCB and PowerLogic 3.0
- PCAD 2000, 2001, 2002, 2004, and 2006
- Pulsonix 8.5 or newer
- STL
- 3D STEP
- TARGET 3001!
- View Logic ViewDraw
- Quadcept
- Zuken CadStar 3 and 4
- Zuken CR-5000 and CR-8000
- Zuken eCADSTAR 2020 and 2021Zuken CR-5000 and CR-8000

PCB Component Libraries (EDA), PCB CAD Library Ultra Librarian

---

Symbol and Footprint via SamacSys 741-116

[URL](#)

[Download](#)

CAX data for your PCB design, consisting of "schematic symbols and PCB footprints", allow easy integration of the WAGO component into your development environment.

Supported formats:

—

Subject to changes. Please also observe the further product documentation!

---

WAGO GmbH & Co. KG

Hansastr. 27

32423 Minden

Phone: +49571 887-0 | Fax: +49571 887-169

Email: [info.de@wago.com](mailto:info.de@wago.com) | Web: [www.wago.com](http://www.wago.com)

Do you have any questions about our products?

We are always happy to take your call at +49 (571) 887-44222.



- 3D (stp)
- Altium
- CADSTAR
- Capture
- CircuitStudio
- CR-5000
- CR-8000
- DEHDL
- DesignSpark PCB
- DesignSpark PCB PRO
- DipTrace
- EAGLE
- Easy-PC
- EasyEDA
- eCADSTAR
- KiCad
- OrCAD\_Allegro16
- PADS
- Proteus
- Pulsonix
- Quadcept
- SOLIDWORKS PCB
- TARGET 3001!
- xDX Designer
- Xpedition

PCB Component Libraries (EDA), PCB CAD Library SamacSys Electronic Component Search Engine

---

**CAE data**

|                      |                     |                          |
|----------------------|---------------------|--------------------------|
| ZUKEN Portal 741-116 | <a href="#">URL</a> | <a href="#">Download</a> |
|----------------------|---------------------|--------------------------|

---

|                           |                     |                          |
|---------------------------|---------------------|--------------------------|
| EPLAN Data Portal 741-116 | <a href="#">URL</a> | <a href="#">Download</a> |
|---------------------------|---------------------|--------------------------|

---

**Asset Administration Shell**

|                                    |                     |                          |
|------------------------------------|---------------------|--------------------------|
| Asset Administration Shell 741-116 | <a href="#">URL</a> | <a href="#">Download</a> |
|------------------------------------|---------------------|--------------------------|

---

Subject to changes. Please also observe the further product documentation!

---

WAGO GmbH & Co. KG  
Hansastr. 27  
32423 Minden  
Phone: +49571 887-0 | Fax: +49571 887-169  
Email: [info.de@wago.com](mailto:info.de@wago.com) | Web: [www.wago.com](http://www.wago.com)

Do you have any questions about our products?  
We are always happy to take your call at +49 (571) 887-44222.



## Environmental Product Compliance

### Compliance Search

Environmental Product Compliance 741-116

URL

Download

PCB terminal block; push-button; 2.5 mm<sup>2</sup>; Pin spacing 5 mm; 16-pole; CAGE  
CLAMP®; 2,50 mm<sup>2</sup>; gray

---

## Installation Notes

Subject to changes. Please also observe the further product documentation!