



Enclosure for command devices, 22 mm, round, Enclosure material metal, Enclosure top part yellow, 1 control point metal, A=EMERGENCY STOP mushroom pushbutton red, 40 mm, rotate-to-unlatch, Control point in center, 1 NC, screw terminal, floor mounting, 1xM20 each on top and bottom

<b>product brand name</b>	SIRIUS ACT
<b>product designation</b>	Enclosures
<b>product type designation</b>	3SU1
<b>equipment of commanding and signaling device</b>	A = EMERGENCY STOP mushroom pushbutton, 40 mm, with positive latching acc. to ISO 13850 and rotate-to-unlatch mechanism
<b>manufacturer's article number</b>	
<ul style="list-style-type: none"> <li>of supplied contact module</li> <li>of supplied contact module at the command point A 1</li> <li>of the supplied holder</li> <li>of the supplied holder at the command point A</li> <li>of the supplied actuator</li> <li>of the supplied actuator at the command point A</li> <li>of supplied empty enclosure</li> </ul>	<p>A1 = 3SU1400-2AA10-1CA0  <a href="#">3SU1400-2AA10-1CA0</a></p> <p>A = 3SU1550-0AA10-0AA0  <a href="#">3SU1550-0AA10-0AA0</a></p> <p>A = 3SU1050-1HB20-0AA0  <a href="#">3SU1050-1HB20-0AA0</a></p> <p><a href="#">3SU1851-0AA00-0AA2</a></p>
<b>Enclosure</b>	
<b>design of the housing</b>	Command point in center
<b>shape of the enclosure front</b>	Square
<b>material of the enclosure</b>	metal
<b>number of command points</b>	1
<b>product component</b>	
<ul style="list-style-type: none"> <li>EMERGENCY STOP device</li> <li>protective collar</li> </ul>	<p>Yes</p> <p>No</p>
<b>color of the enclosure top part</b>	yellow
<b>delivery state</b>	
<ul style="list-style-type: none"> <li>as a kit</li> <li>pre-wired on strip terminal</li> </ul>	<p>No</p> <p>No</p>
<b>fastening method of the enclosure</b>	Vertical
<b>Actuator</b>	
<b>design of the actuating element</b>	EMERGENCY STOP mushroom pushbutton
suitability for use EMERGENCY OFF switch	Yes
product feature lockout	No
product extension optional light source	No
<b>color of the actuating element</b>	red
<b>material of the actuating element</b>	plastic
<b>shape of the actuating element</b>	round
<b>number of contact modules</b>	1
<b>type of unlocking device</b>	A = rotate-to-unlatch mechanism
<b>Front ring</b>	
<b>product component front ring</b>	No
<b>design of the front ring</b>	Standard

<b>Holder</b>	
material of the holder	Plastic
<b>Display</b>	
number of LED modules	0
<b>General technical data</b>	
product function	
• positive opening	Yes
• EMERGENCY OFF function	Yes
• EMERGENCY STOP function	Yes
protection class IP	IP66, IP67, IP69(IP69K)
degree of protection NEMA rating	1, 2, 3, 3R, 4, 4X, 12, 13
shock resistance	
• according to IEC 60068-2-27	sinusoidal half-wave 15g / 11 ms
vibration resistance	
• according to IEC 60068-2-6	10 ... 500 Hz: 5g
reference code according to IEC 81346-2	S
continuous current of the C characteristic MCB	10 A; for a short-circuit current smaller than 400 A
continuous current of the quick DIAZED fuse link	10 A
continuous current of the DIAZED fuse link gG	10 A
Substance Prohibitance (Date)	10/01/2014
operating voltage	
• at AC	
— at 50 Hz rated value	5 ... 500 V
— at 60 Hz rated value	5 ... 500 V
• at DC rated value	5 ... 500 V
<b>Communication/ Protocol</b>	
design of the interface for communication	without
<b>Auxiliary circuit</b>	
design of the contact of auxiliary contacts	Silver alloy
number of NC contacts for auxiliary contacts	1
number of NO contacts for auxiliary contacts	0
<b>Connections/ Terminals</b>	
type of electrical connection of modules and accessories	Screw-type terminal
type of electrical connection on enclosure	Cable routing above and below, both 1 x M20
tightening torque of the screws in the bracket	1 ... 1.2 N·m
tightening torque of fixing screws in the enclosure cover	1.5 ... 1.7 N·m
tightening torque with screw-type terminals	0.8 ... 0.9 N·m
<b>Ambient conditions</b>	
ambient temperature	
• during operation	-25 ... +70 °C
• during storage	-40 ... +80 °C
environmental category during operation according to IEC 60721	3M6, 3S2, 3B2, 3C3, 3K6 (with relative air humidity of 10 ... 95%, no condensation in operation permitted for all devices behind front panel)
<b>Installation/ mounting/ dimensions</b>	
fastening method of modules and accessories	Floor mounting
height	89.4 mm
width	85 mm
depth	109 mm
shape of the installation opening	round
<b>Accessories</b>	
number of labels	0
number of inscription plates	0
<b>Certificates/ approvals</b>	
General Product Approval	



[Confirmation](#)



Declaration of Conformity

Test Certificates

Marine / Shipping



EG-Konf.

[Type Test Certificates/Test Report](#)

[Special Test Certificate](#)



ABS



LRS

Marine / Shipping

other



PRS



RINA



RMRS

[Environmental Confirmations](#)

[Confirmation](#)

Further information

Information- and Downloadcenter (Catalogs, Brochures,...)

<https://www.siemens.com/ic10>

Industry Mall (Online ordering system)

<https://mall.industry.siemens.com/mall/en/en/Catalog/product?mlfb=3SU1851-0NA00-2AA2>

Cax online generator

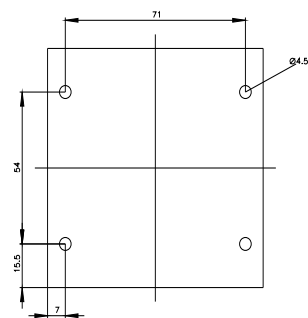
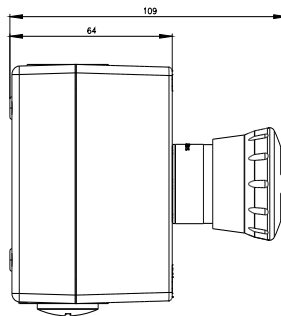
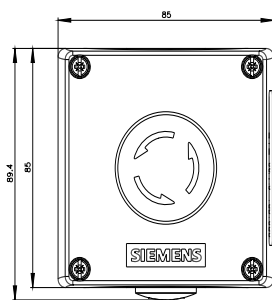
<http://support.automation.siemens.com/WW/CAXorder/default.aspx?lang=en&mlfb=3SU1851-0NA00-2AA2>

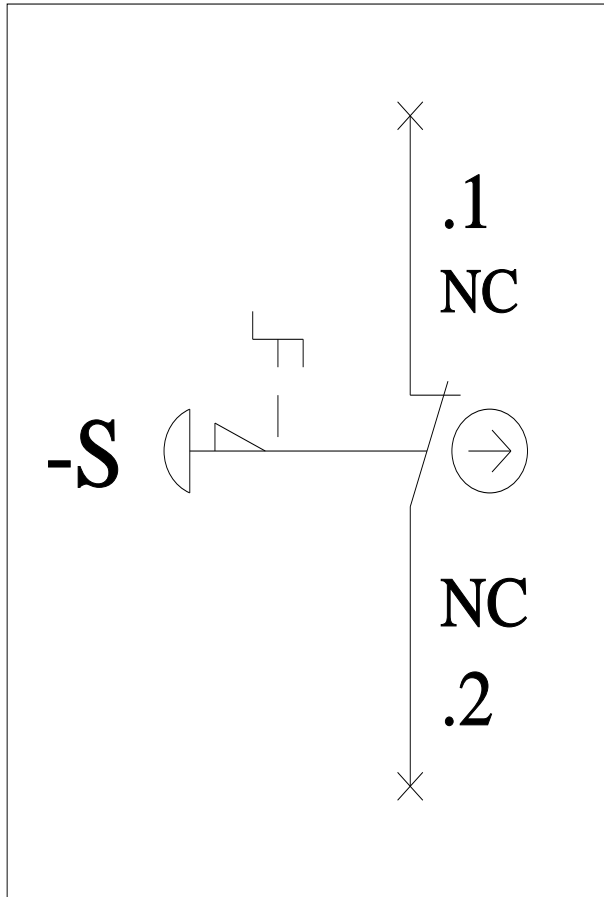
Service&Support (Manuals, Certificates, Characteristics, FAQs,...)

<https://support.industry.siemens.com/cs/ww/en/ps/3SU1851-0NA00-2AA2>

Image database (product images, 2D dimension drawings, 3D models, device circuit diagrams, EPLAN macros, ...)

[http://www.automation.siemens.com/bilddb/cax\\_de.aspx?mlfb=3SU1851-0NA00-2AA2&lang=en](http://www.automation.siemens.com/bilddb/cax_de.aspx?mlfb=3SU1851-0NA00-2AA2&lang=en)





last modified:

1/26/2022 