

PAGE 1/2

ISSUE 22-03-22

SERIE : SPnT

PART NUMBER : R573413210

RF CHARACTERISTICS

Number of ways : 12
 Frequency range : 0 - 12.4 GHz
 Impedance : 50 Ohms

Frequency (GHz)	DC - 3	3 - 8	8 - 12.4
VSWR max	1.20	1.40	1.60
Insertion loss max	0.20 dB	0.40 dB	0.60 dB
Isolation min	80 dB	70 dB	60 dB
Average power (*)	240 W	150 W	120 W

ELECTRICAL CHARACTERISTICS

Actuator : NORMALLY OPEN
 Nominal current ** : 102 mA
 Actuator voltage (Vcc) : 28V (24 to 30V) / POSITIVE COMMON
 Terminals : solder pins (250°C max. / 30 sec.)
 Indicator rating : 1 W / 30 V / 100 mA

MECHANICAL CHARACTERISTICS

Connectors : SMA female per MIL-C 39012
 Life : 2 million cycles per position
 Switching Time*** : < 15 ms
 Construction : Splashproof
 Weight : < 400 g

ENVIRONMENTAL CHARACTERISTICS

Operating temperature range : -40°C to +85°C
 Storage temperature range : -55°C to +85°C

(* Average power at 25°C per RF Path)

(** At 25° C ±10%)

(*** Nominal voltage ; 25° C)



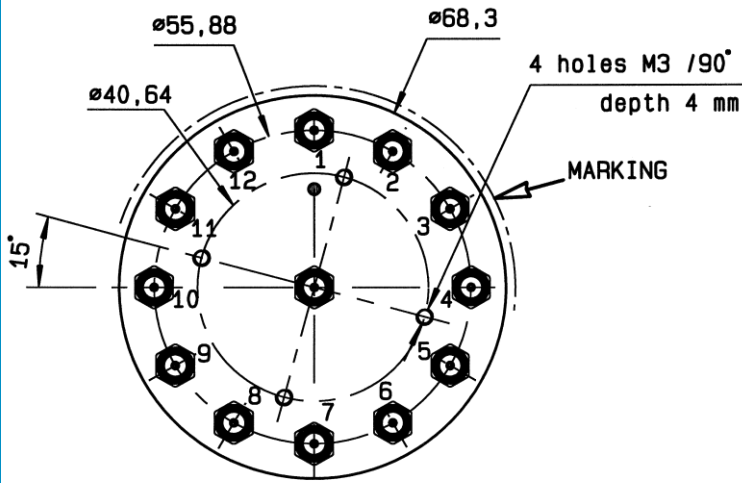
PAGE 2/2

ISSUE 22-03-22

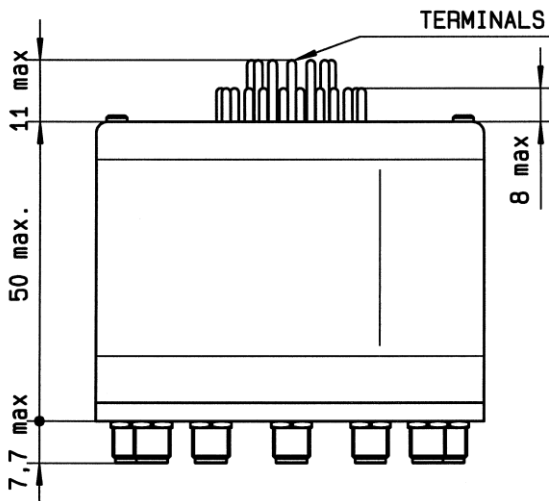
SERIE : SPnT

PART NUMBER : R573413210

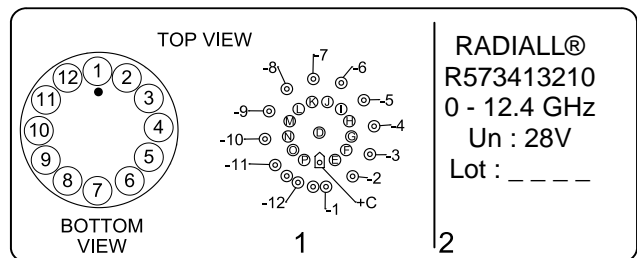
DRAWING



Voltage	RF Continuity	Ind.
+C -1	IN ↔ 1	D.E
+C -2	IN ↔ 2	D.F
+C -3	IN ↔ 3	D.G
+C -4	IN ↔ 4	D.H
+C -5	IN ↔ 5	D.I
+C -6	IN ↔ 6	D.J
+C -7	IN ↔ 7	D.K
+C -8	IN ↔ 8	D.L
+C -9	IN ↔ 9	D.M
+C -10	IN ↔ 10	D.N
+C -11	IN ↔ 11	D.O
+C -12	IN ↔ 12	D.P



LABEL



General tolerances : ±0,5 mm [0,02 in]

SCHEMATIC DIAGRAM

