

PAGE 1/2

ISSUE 22-09-15

SERIE : DPDT

PART NUMBER : R577153005LP

## RF CHARACTERISTICS

Frequency range : **0 - 12.4 GHz**  
 Impedance : **50 Ohms**

Frequency (GHz)	DC - 1	1 - 2	2 - 3	3 - 8	8 - 12.4
VSWR max	<b>1.15</b>	<b>1.20</b>	<b>1.25</b>	<b>1.35</b>	<b>1.50</b>
Insertion loss max	<b>0.15 dB</b>	<b>0.20 dB</b>	<b>0.25 dB</b>	<b>0.35 dB</b>	<b>0.50 dB</b>
Isolation min	<b>85 dB</b>	<b>80 dB</b>	<b>75 dB</b>	<b>70 dB</b>	<b>60 dB</b>
Average power (*)	<b>700 W</b>	<b>500 W</b>	<b>400 W</b>	<b>250 W</b>	<b>200 W</b>

Passive intermodulation	
Tone 1	1810 MHz, approximately 43 dBm
Tone 2	1850 MHz, approximately 43 dBm
3 <sup>rd</sup> order PIM	- 160 dBc at 1770 MHz

Depending on application, carrier powers and frequencies, PIM measurements can vary.  
 PIM testing is not measured during product acceptance test.

## ELECTRICAL CHARACTERISTICS

Actuator : **LATCHING**  
 Nominal current \*\* : **125 mA**  
 Actuator voltage (Vcc) : **28V (24 to 30V) / NEGATIVE COMMON**  
 Terminals : **9 pins D-SUB male connector**  
 Self cut-off time : **40 ms < CT < 120 ms**

## MECHANICAL CHARACTERISTICS

Connectors\*\*\*\*\* : **N female per MIL-C 39012**  
 Life : **2 million cycles**  
 Switching Time\*\*\* : **< 15 ms**  
 Construction : **Splashproof**  
 Weight : **< 215 g**

## ENVIRONMENTAL CHARACTERISTICS

Operating temperature range : **-25°C to +70°C**  
 Storage temperature range : **-55°C to +85°C**

- (\* Average power at 25°C per RF Path)
- (\*\* At 25° C ±10%)
- (\*\*\* Nominal voltage ; 25° C)
- (\*\*\*\*\* Recommended mating torque: 300 N.cm)



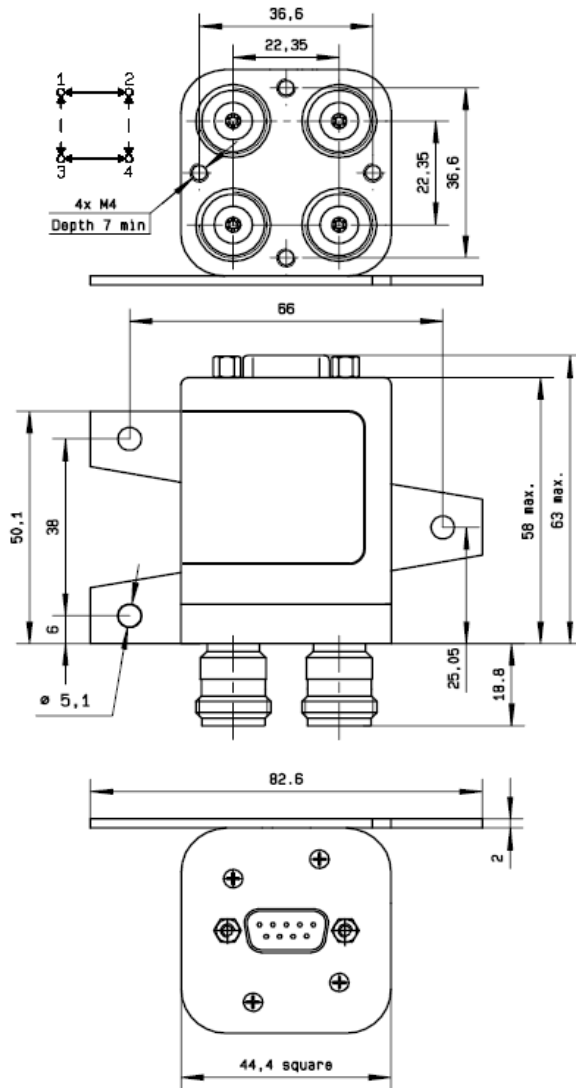
PAGE 2/2

ISSUE 22-09-15

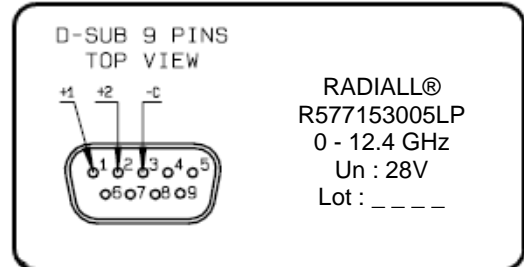
SERIE : DPDT

PART NUMBER : R577153005LP

DRAWING

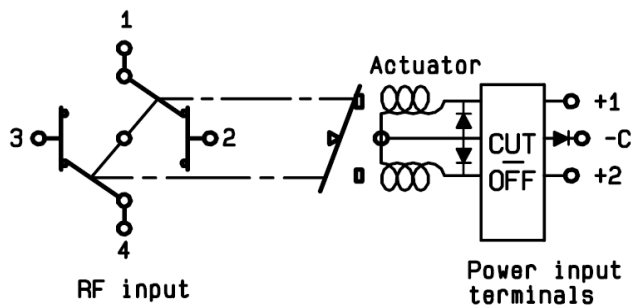


**LABEL**



General tolerances :  $\pm 0.5$  mm

SCHEMATIC DIAGRAM



Voltage	RF Continuity
-C +1	1 ↔ 3 / 2 ↔ 4
-C +2	1 ↔ 2 / 3 ↔ 4