

Description: 8060 UWB 3.1~4.8GHz Chip Antenna
PART NUMBER: ANT8060LL31R4000A
Features:

- Size : 8.1x6.0x1.2 mm
- Omni-directional Radiation
- Tape & reel automatic mounting
- Reflow process compatible
- RoHS compliant

Applications:

- Home network connectivity
- Position location & tracking

ELECTRICAL SPECIFICATIONS

DESCRIPTION	VALUE
Working Frequency	3.1~4.8 GHz
Return Loss	6.5 dB Min
Polarization	Linear
Azimuth Beamwidth	Omni-directional
Peak Gain	3.34 dBi (Typ.)
Impedance	50 Ω
Operating Temperature	- 30~85 °C
Maximum Power	1 W
Termination	Ni / Sn (Environmentally-Friendly Leadless)
Resistance to Soldering Heats	260°C , 10sec.

NOTE

1. The specification is defined on Pulse evaluation board

In the effort to improve our products, we reserve the right to make changes judged to be necessary.

CONFIDENTIAL AND PROPRIETARY INFORMATION

This document contains confidential and proprietary information of Pulse Electronics, Inc. (Pulse) and is protected by copyright, trade secret and other state and federal laws. Its receipt or possession does not convey any rights to reproduce, disclose its contents, or to manufacture, use or sell anything it may describe. Reproduction, disclosure or use without specific written authorization of Pulse is strictly forbidden.

For more information:

Pulse Worldwide Headquarters
 15255 Innovation Drive #100
 San Diego, CA 92128
 USA
 Tel:1-858-674-8100

Pulse/Larsen Antennas
 18110 SE 34th St Bldg 2 Suite 250
 Vancouver, WA 98683
 USA
 Tel: 1-360-944-7551

Europe Headquarters
 Pulse GmbH & Do, KG
 Zeppelinstrasse 15
 Herrenberg, Germany
 Tel: 49 7032 7806 0

Pulse (Suzhou) Wireless Products Co, Inc.
 99 Huo Ju Road(#29 Bldg,4th Phase
 Suzhou New District
 Jiangsu Province, Suzhou 215009 PR China
 Tel: 86 512 6807 9998



Description: 8060 UWB 3.1~4.8GHz Chip Antenna

PART NUMBER: ANT8060LL31R4000A

MECHANICAL DRAWING

Dimensions	
L (mm)	8.1 ±0.2
W (mm)	6.0 ±0.2
T (mm)	1.2 ±0.2
A(mm)	2.0±0.1mm
B(mm)	0.3±0.1mm

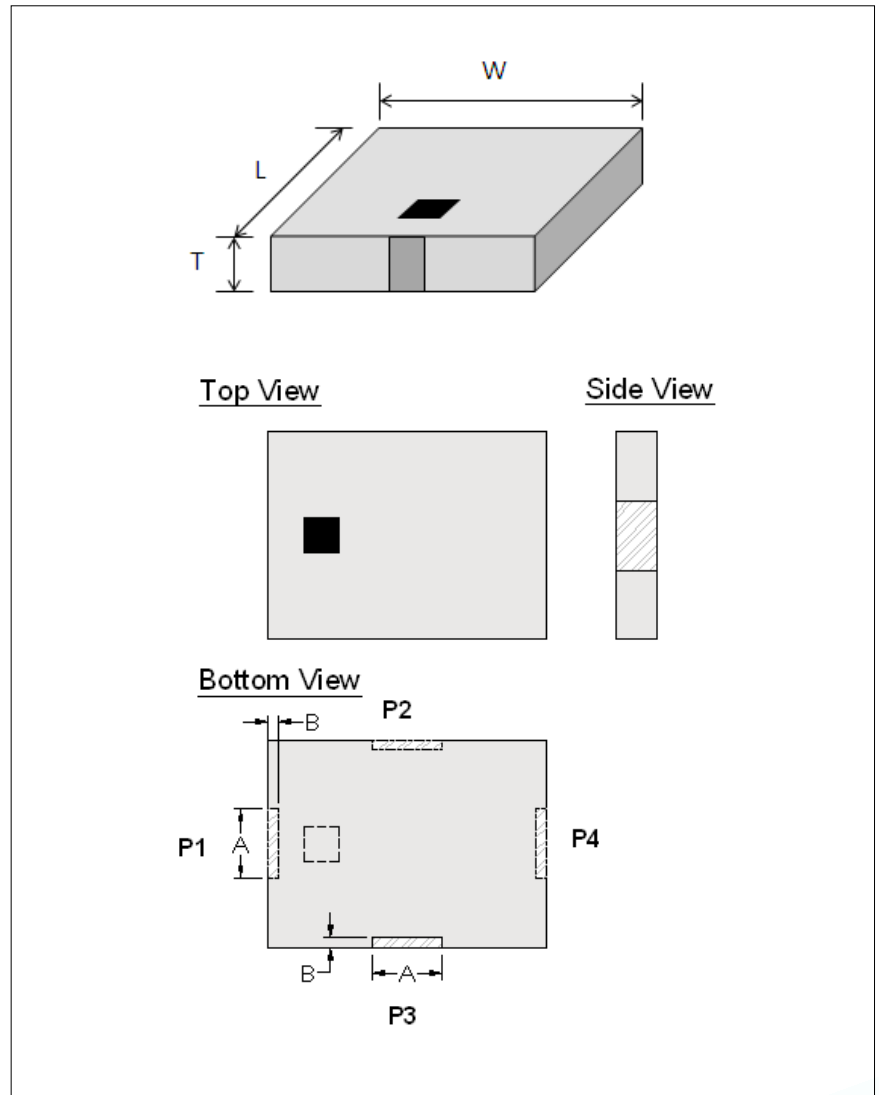


Fig. 1 Antenna outlines

Termination configuration	
P1	Feeding point
P2 - P4	Soldering point

Description: 8060 UWB 3.1~4.8GHz Chip Antenna

PART NUMBER: ANT8060LL31R4000A

REFERENCE DESIGN OF EVALUATION BOARD

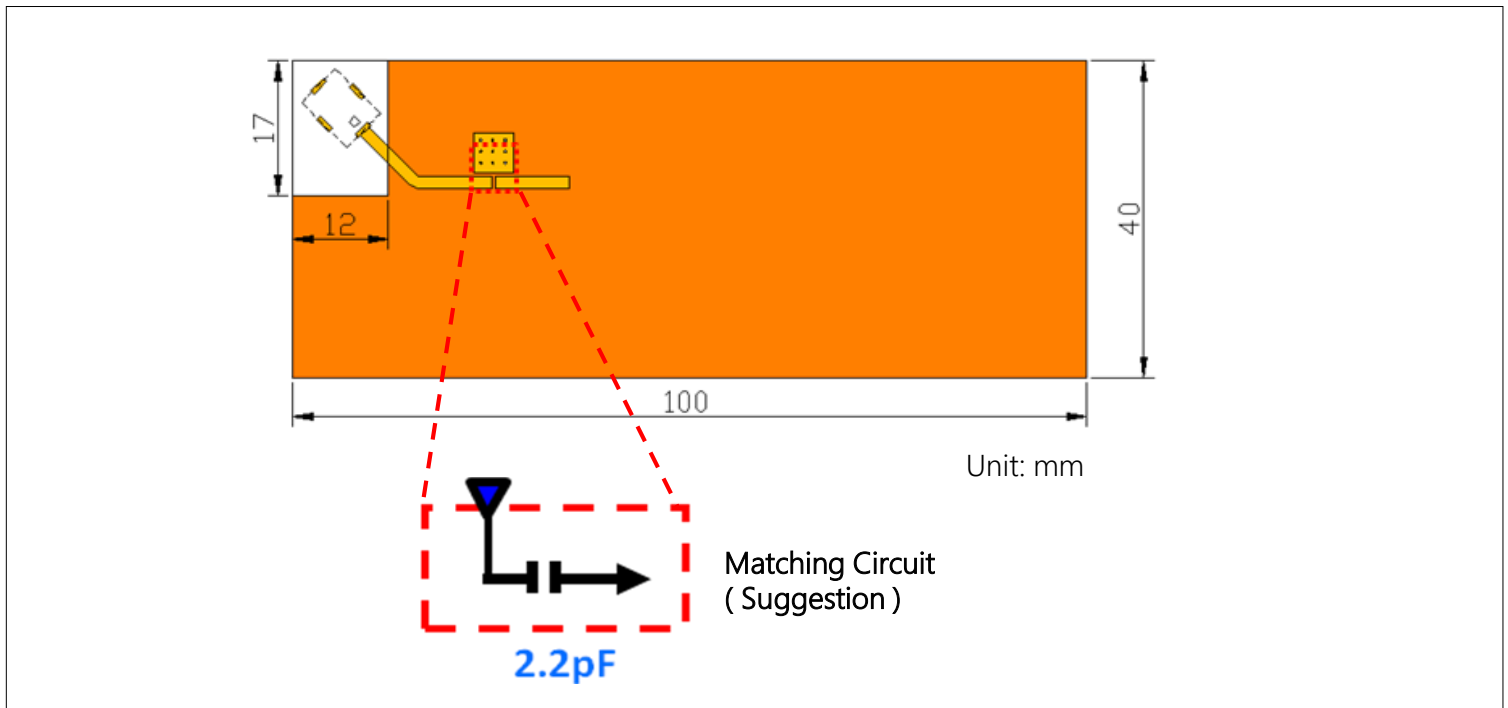


Fig. 2 Outlook and dimension of evaluation board

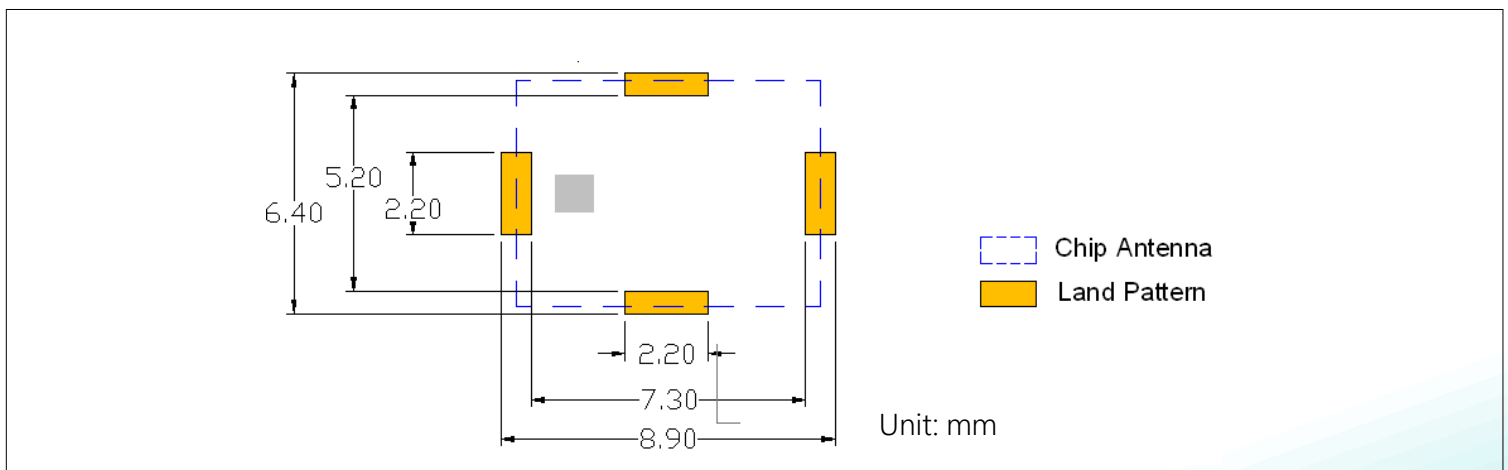


Fig. 3 Details of soldering Pad

In the effort to improve our products, we reserve the right to make changes judged to be necessary.

CONFIDENTIAL AND PROPRIETARY INFORMATION

This document contains confidential and proprietary information of Pulse Electronics, Inc. (Pulse) and is protected by copyright, trade secret and other state and federal laws. Its receipt or possession does not convey any rights to reproduce, disclose its contents, or to manufacture, use or sell anything it may describe. Reproduction, disclosure or use without specific written authorization of Pulse is strictly forbidden.

Description: 8060 UWB 3.1~4.8GHz Chip Antenna

PART NUMBER: ANT8060LL31R4000A

ELECTRICAL PERFORMANCES

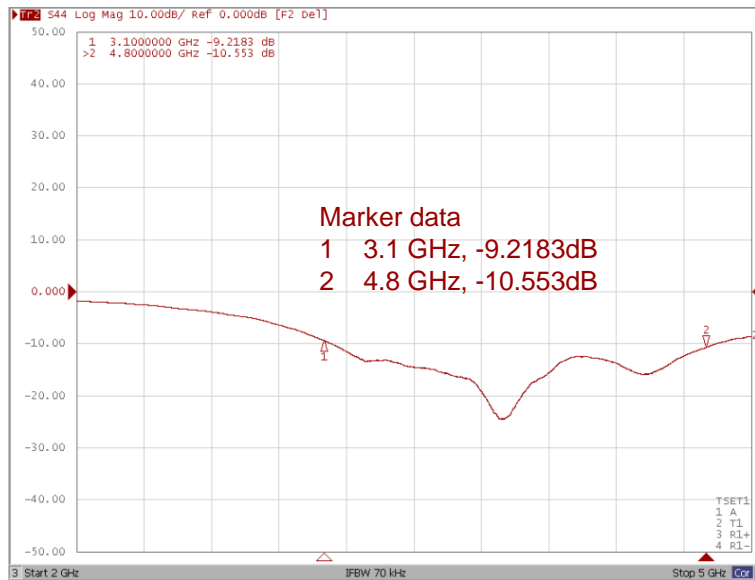


Fig. 4 Return loss

The X-Y-Z Plane Definition for the Evaluation Board

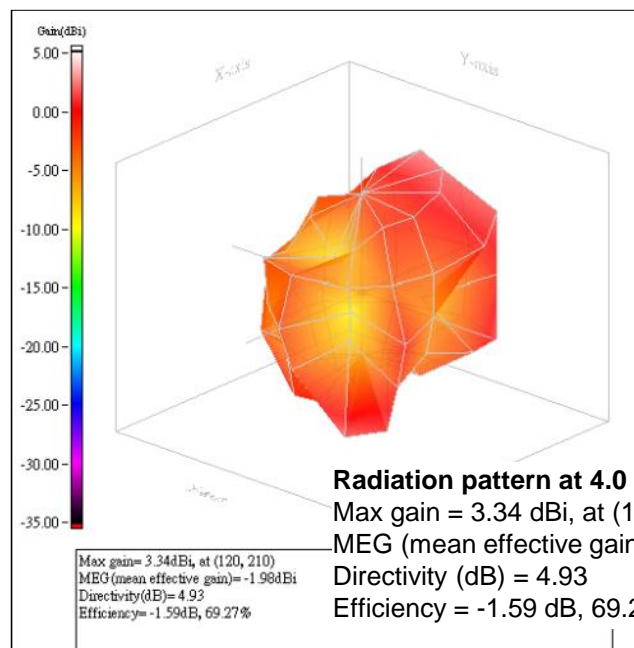
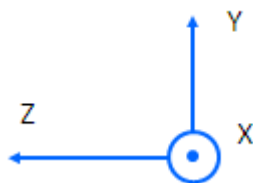



Fig. 5 Radiation pattern

In the effort to improve our products, we reserve the right to make changes judged to be necessary.

CONFIDENTIAL AND PROPRIETARY INFORMATION

This document contains confidential and proprietary information of Pulse Electronics, Inc. (Pulse) and is protected by copyright, trade secret and other state and federal laws. Its receipt or possession does not convey any rights to reproduce, disclose its contents, or to manufacture, use or sell anything it may describe. Reproduction, disclosure or use without specific written authorization of Pulse is strictly forbidden.

Description: 8060 UWB 3.1~4.8GHz Chip Antenna

PART NUMBER: ANT8060LL31R4000A

REVISION HISTORY

Revision	Date	Description
Version 01	Feb. 17, 2021	- New issue

In the effort to improve our products, we reserve the right to make changes judged to be necessary.

CONFIDENTIAL AND PROPRIETARY INFORMATION

This document contains confidential and proprietary information of Pulse Electronics, Inc. (Pulse) and is protected by copyright, trade secret and other state and federal laws. Its receipt or possession does not convey any rights to reproduce, disclose its contents, or to manufacture, use or sell anything it may describe. Reproduction, disclosure or use without specific written authorization of Pulse is strictly forbidden.