

G

F

E

D

C

B

A

G

F

E

D

C

B

A

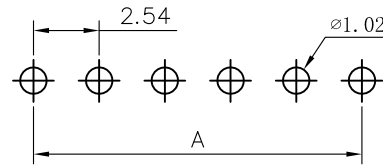
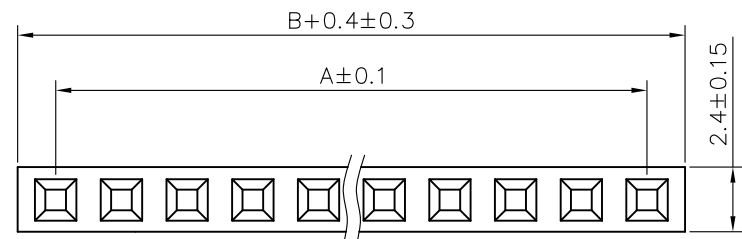
SPECIFICATIONS

Current Rating: 3Amps
 Insulation Resistance: 1000MΩ Min
 Contact Resistance: 20mΩ Max
 Withstanding Voltage: AC 1000V
 Operation Temperature: -40° to +105°
 Contact Material: Brass
 Standard: 6T
 Insulator Material: Polyester
 Contact Plating: Gold Flash
 Max. Processing Temp: 200° C for 30-60seconds
 (260° C for 5seconds)

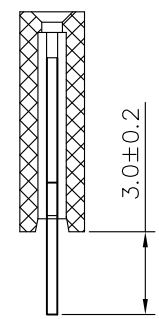
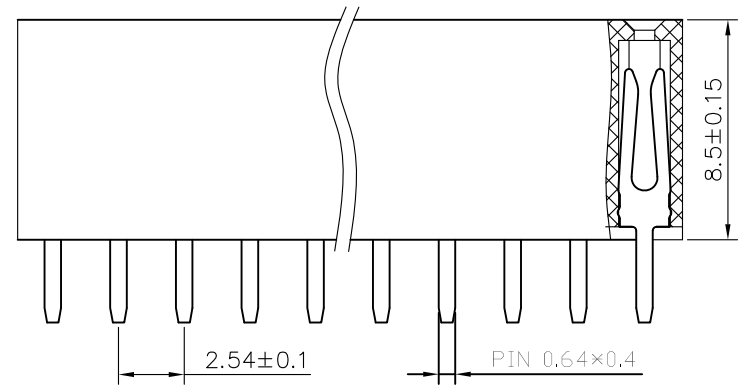
Code Description

HC-2.54-FH-1-XX-85-S-32-25-G0-Y-A

- (1) Pin Spacing: 254=2.54mm
- (2) Product Name: FH=Female Header
- (3) No. of Rows: 1=Single Row ; 2=Dual Row
- (4) No. of Pins Per Row: 1~40
- (5) Insulator Material Height: 50=5.0mm; 85=8.5mm
- (6) Connector Type: S=Straight; R=Right Angle; M=SMT
- (7) Connector Material Length: 30=3.0mm; 32=3.2mm
- (8) Insulator Material Width: 50=5.0mm; 55=5.5mm
- (9) Contact Plating: G0=Gold Flash; AU15=Au 1.5u"
- (10) Connector Material Type: U=U Type; Y=Y Type
- (11) Insulator Material Option:
 A=BK-PBT; B=BK-PA6T; C=BK-PA46; D=KB-LCP; S=Special



RECOMMEND P. C. B LAYOUT
 PCB TOLERANCE: ±0.05 (TOP VIEW)



深圳市虹电子有限公司

| No. of | DIM. A | DIM. B | No. of | DIM. A | DIM. B | No. of | DIM. A | DIM. B | No. of | DIM. A | DIM. B |
|--------|--------|--------|--------|--------|--------|--------|--------|--------|--------|--------|--------|
| 1 | 0.00 | 2.54 | 11 | 25.40 | 27.94 | 21 | 50.80 | 53.34 | 31 | 76.20 | 78.74 |
| 2 | 2.54 | 5.08 | 12 | 27.94 | 30.48 | 22 | 53.34 | 55.88 | 32 | 78.74 | 81.28 |
| 3 | 5.08 | 7.62 | 13 | 30.48 | 33.02 | 23 | 55.88 | 58.42 | 33 | 81.28 | 83.82 |
| 4 | 7.62 | 10.16 | 14 | 33.02 | 35.56 | 24 | 58.42 | 60.96 | 34 | 83.82 | 86.36 |
| 5 | 10.16 | 12.70 | 15 | 35.56 | 38.10 | 25 | 60.96 | 63.50 | 35 | 86.36 | 88.90 |
| 6 | 12.70 | 15.24 | 16 | 38.10 | 40.64 | 26 | 63.50 | 66.04 | 36 | 88.90 | 91.44 |
| 7 | 15.24 | 17.78 | 17 | 40.64 | 43.18 | 27 | 66.04 | 68.58 | 37 | 91.44 | 93.98 |
| 8 | 17.78 | 20.32 | 18 | 43.18 | 45.72 | 28 | 68.58 | 71.12 | 38 | 93.98 | 96.52 |
| 9 | 20.32 | 22.86 | 19 | 45.72 | 48.26 | 29 | 71.12 | 73.66 | 39 | 96.52 | 99.06 |
| 10 | 22.86 | 25.40 | 20 | 48.26 | 50.80 | 30 | 73.66 | 76.20 | 40 | 99.06 | 101.60 |

UNLESS OTHERWISE SPECIFIED TOLERANCE
 X : ±0.3 X° : ±5°
 X.X : ±0.2 X.X° : ±1°
 X.XX : ±0.1 X.XX° : ±0.5°

DRAWN NAME: 2.54FH 1xnPin H8.5 DIP PC3.0

| | | | | | |
|------|----|-------|-----|------------|---------------------|
| SIZE | A4 | SCALE | N:1 | PROUCT NO. | HC-PM254-1x17-8.5HZ |
| REV | A | UNIT | mm | PROJECT | PAGE 1/1 |

CHECKED: LU JING NUAN 19/12/14 CHECKED: APPROVED: / /