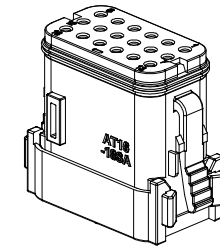
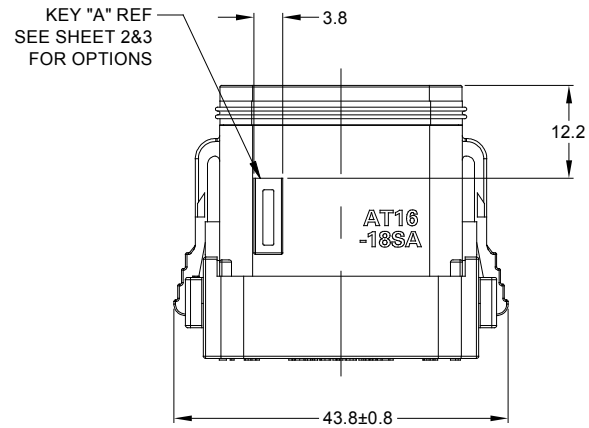
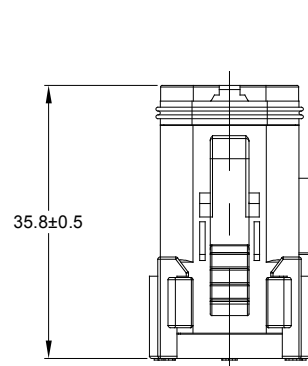
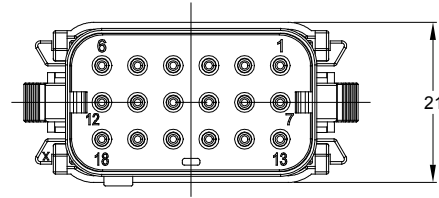
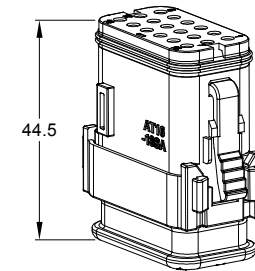


REVISIONS					
REV	ECO	DESCRIPTION	DATE	BY	APPR
B1	-	RELEASE	28JUN2020	ZENIN	TOMMY



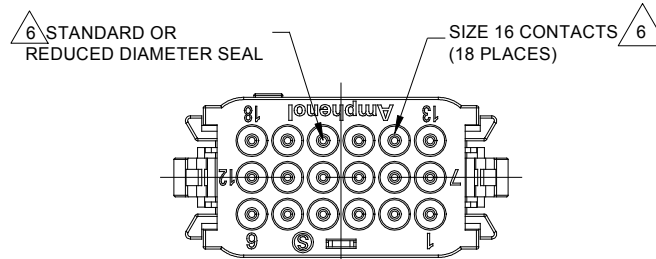
SHOWN WITH END CAP



SHOWN WITH STRAIN RELIEF

NOTES: UNLESS OTHERWISE SPECIFIED

- MATERIAL:
HOUSING: THERMOPLASTIC; COLOR: SEE CHART
END CAP: THERMOPLASTIC; COLOR: BLACK
STRAIN RELIEF CAP: THERMOPLASTIC; COLOR: BLACK
SEALS: SILICONE RUBBER; COLOR: RED, RD COLOR: GREEN
- MODIFICATIONS: END CAP, STRAIN RELIEF CAP (OPT), STANDARD SEAL, REDUCED DIAMETER SEAL (OPT).
- SPECIFICATIONS:
3.1 CURRENT RATING: 13 AMPS
3.2 OPERATING TEMPERATURE: -55°C TO +125°C
3.3 DIELECTRIC WITHSTANDING VOLTAGE: LESS THAN 2 MILLIAMPS CURRENT LEAKAGE @ 1500 VOLTS AC.
3.4 INSULATION RESISTANCE: 1000 MEGOHMS MIN @ 25°C.
3.5 MOISTURE RESISTANCE:
IP68(1M OF WATER FOR A PERIOD OF 24 HOURS , MATED CONDITION)
IP69K(MATED CONDITION)
3.6 MATING CYCLE DURABILITY: 100 CYCLES
3.7 RoHS COMPLIANT
- MATING PART: AT16-18PX-* RECEPTACLES
(X = A,B,C,D,E KEYS; * = MODIFICATIONS AND COLORS)
- ALL DIMENSIONS ARE FOR REFERENCE USE ONLY.



CONTACT SIZE AND REAR SEAL WIRE RANGE

REDUCED DIAMETER SEAL:

CONTACT SIZE	MIN. INSUL O.D.	MAX. INSUL O.D.	TYPICAL WIRE RANGE
16	1.35 mm (.053 in)	3.05 mm (.120 in)	14 - 20 AWG

STANDARD SEAL:

CONTACT SIZE	MIN. INSUL O.D.	MAX. INSUL O.D.	TYPICAL WIRE RANGE
16	2.24 mm (.088 in)	3.68 mm (.145 in)	14 - 20 AWG

QUANTITY	SEE PIN CHART	PART NUMBER	DESCRIPTION	ITEM
<p>MATERIALS LIST</p> <p>SINE Systems Corporation A Subsidiary of Amphenol Corporation 44724 Morley Drive Clinton Township, MI 48036</p> <p>18 POSITION PLUG, SOCKET, AT SERIES</p>				
<p>UNLESS OTHERWISE SPECIFIED</p> <p>1) All dimensions are in metric(mm).</p> <p>2) Tolerances are as follows: 1 PL DEC ±0.30 2 PL DEC ±0.15 3 PL DEC ±0.08</p> <p>Fractions ±1/64 Angles ±1°</p> <p>3) Note reference = </p>				
SIGNATURES		DATE		
DRAWN: ZENIN,DENG		28JUN20		
CHECKED: ORION,LI		28JUN20		
ENGINEER:		APPROVAL: TOMMY,XIE		
APPROVAL:		DATE: 30JUN20		
MATERIAL SPECIFICATIONS:		CUSTOMER:		
PROCESS SPECIFICATIONS:		THIS DRAWING IS SUPPLIED FOR INFORMATION ONLY. DESIGN FEATURES, SPECIFICATIONS AND PERFORMANCE DATA SHOWN HEREON ARE THE PROPERTY OF THE AMPHENOL CORPORATION. NO RIGHTS OF REPRODUCTION ARE IMPLIED. ALL DIMENSIONS ARE SUBJECT TO NORMAL MANUFACTURING VARIATIONS.		
NEXT ASSY:		SIZE B C- AT16-18SX-XXXXXX B1		
		SCALE NONE		
		SHEET 1 OF 3		

TITLE: AT SERIES, PLUG, 18 SOCKET

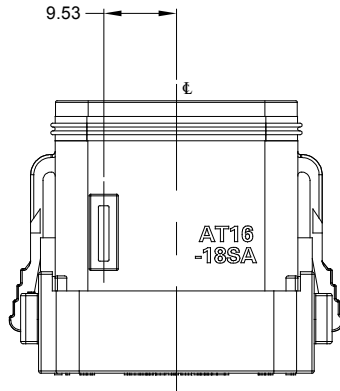
DWG NO.: AT16-18SX-XXXXXX

REV: B1

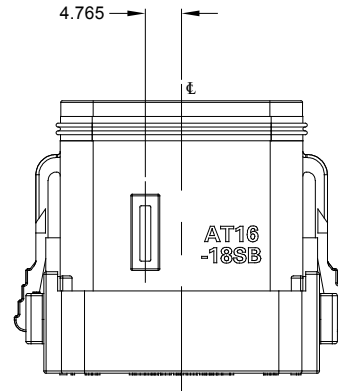
SH: 1

OF: 3

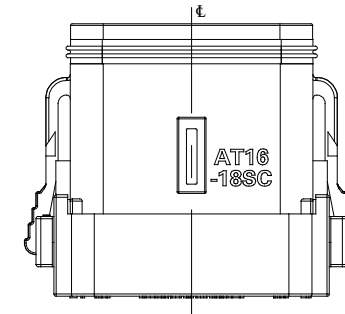
REVISIONS					
REV	ECO	DESCRIPTION	DATE	BY	APPR
B1	-	RELEASE	28JUN2020	ZENIN	TOMMY



KEY-A CONFIGURATION			
PART NUMBER	STRAIN RELIEF	COLOR	SEAL
AT16-18SA-K004	NO	BLACK	REDUCED DIA.
AT16-18SA-EK02	NO	GRAY	REDUCED DIA.
AT16-18SA-SR02	YES	BLACK	REDUCED DIA.
AT16-18SA-EKSR02	YES	GRAY	REDUCED DIA.
AT16-18SA-K005	NO	BLACK	STANDARD
AT16-18SA-EK03	NO	GRAY	STANDARD
AT16-18SA-SR03	YES	BLACK	STANDARD
AT16-18SA-EKSR03	YES	GRAY	STANDARD



KEY-B CONFIGURATION			
PART NUMBER	STRAIN RELIEF	COLOR	SEAL
AT16-18SB-K004	NO	BLACK	REDUCED DIA.
AT16-18SB-SR02	YES	BLACK	REDUCED DIA.
AT16-18SB-K005	NO	BLACK	STANDARD
AT16-18SB-SR03	YES	BLACK	STANDARD



KEY-C CONFIGURATION			
PART NUMBER	STRAIN RELIEF	COLOR	SEAL
AT16-18SC-K004	NO	BLACK	REDUCED DIA.
AT16-18SC-EK02	NO	GREEN	REDUCED DIA.
AT16-18SC-SR02	YES	BLACK	REDUCED DIA.
AT16-18SC-EKSR02	YES	GREEN	REDUCED DIA.
AT16-18SC-K005	NO	BLACK	STANDARD
AT16-18SC-EK03	NO	GREEN	STANDARD
AT16-18SC-SR03	YES	BLACK	STANDARD
AT16-18SC-EKSR03	YES	GREEN	STANDARD

SEE P/N CHART		DESCRIPTION		ITEM
QUANTITY	PART NUMBER	MATERIALS LIST		
UNLESS OTHERWISE SPECIFIED 1) All dimensions are in metric(mm). 2) Tolerances are as follows: 1 PL DEC ±0.30 Fractions ±1/64 2 PL DEC ±0.15 Angles ±1° 3 PL DEC ±0.08 3) Note reference =				
SIGNATURES		DATE		
DRAWN: ZENINDENG		28JUN20		
CHECKED: ORIONLI		28JUN20		
ENGINEER:				
APPROVAL: TOMMYXIE		30JUN20		
CUSTOMER:				
MATERIAL SPECIFICATIONS:		THIS DRAWING IS SUPPLIED FOR INFORMATION ONLY. DESIGN FEATURES, SPECIFICATIONS AND PERFORMANCE DATA SHOWN HEREON ARE THE PROPERTY OF THE AMPHENOL CORPORATION. NO RIGHTS OF REPRODUCTION ARE IMPLIED. ALL DIMENSIONS ARE SUBJECT TO NORMAL MANUFACTURING VARIATIONS.		
PROCESS SPECIFICATIONS:		SCALE: NONE		
NEXT ASSY:		SHEET 2 OF 3		

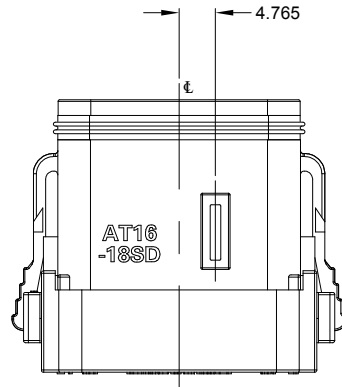
SINE Systems Corporation
 A Subsidiary of Amphenol Corporation
 44724 Morley Drive
 Clinton Township, MI 48036

18 POSITION PLUG, SOCKET, AT SERIES

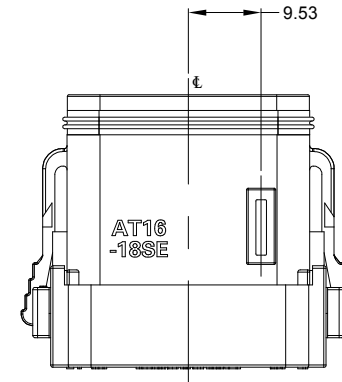
SIZE: B C- AT16-18SX-XXXXXX B1
 REVISION: B1

TITLE: AT SERIES, PLUG, 18 SOCKET
 DWG NO.: AT16-18SX-XXXXXX
 REV: B1
 SH: 2
 OF: 3

REVISIONS					
REV	ECO	DESCRIPTION	DATE	BY	APPR
B1	-	RELEASE	28JUN2020	ZENIN	TOMMY



KEY-D CONFIGURATION			
PART NUMBER	STRAIN RELIEF	COLOR	SEAL
AT16-18SD-K004	NO	BLACK	REDUCED DIA.
AT16-18SD-EK02	NO	BROWN	REDUCED DIA.
AT16-18SD-SR02	YES	BLACK	REDUCED DIA.
AT16-18SD-EKSR02	YES	BROWN	REDUCED DIA.
AT16-18SD-K005	NO	BLACK	STANDARD
AT16-18SD-EK03	NO	BROWN	STANDARD
AT16-18SD-SR03	YES	BLACK	STANDARD
AT16-18SD-EKSR03	YES	BROWN	STANDARD



KEY-E CONFIGURATION			
PART NUMBER	STRAIN RELIEF	COLOR	SEAL
AT16-18SE-K004	NO	BLACK	REDUCED DIA.
AT16-18SE-EK02	NO	GRAY	REDUCED DIA.
AT16-18SE-SR02	YES	BLACK	REDUCED DIA.
AT16-18SE-EKSR02	YES	GRAY	REDUCED DIA.
AT16-18SE-K005	NO	BLACK	STANDARD
AT16-18SE-EK03	NO	GRAY	STANDARD
AT16-18SE-SR03	YES	BLACK	STANDARD
AT16-18SE-EKSR03	YES	GRAY	STANDARD

SEE P/N CHART		DESCRIPTION		ITEM
QUANTITY	PART NUMBER	MATERIALS LIST		
UNLESS OTHERWISE SPECIFIED 1) All dimensions are in metric(mm). 2) Tolerances are as follows: 1 PL DEC ±0.30 2 PL DEC ±0.15 3 PL DEC ±0.08 Fractions ±1/64 Angles ±1° 3) Note reference =		SIGNATURES DRAWN: ZENIN,DENG 28JUN20 CHECKED: ORIONLI 28JUN20 ENGINEER: APPROVAL: TOMMY,XIE 30JUN20 CUSTOMER:		SINE Systems Corporation A Subsidiary of Amphenol Corporation 44724 Morley Drive Clinton Township, MI 48036
MATERIAL SPECIFICATIONS: PROCESS SPECIFICATIONS: NEXT ASSY:		THIS DRAWING IS SUPPLIED FOR INFORMATION ONLY. DESIGN FEATURES, SPECIFICATIONS AND PERFORMANCE DATA SHOWN HEREON ARE THE PROPERTY OF THE AMPHENOL CORPORATION. NO RIGHTS OF REPRODUCTION ARE IMPLIED. ALL DIMENSIONS ARE SUBJECT TO NORMAL MANUFACTURING VARIATIONS.		18 POSITION PLUG, SOCKET, AT SERIES SIZE: B C- AT16-18SX-XXXXXX B1 SCALE: NONE SHEET 3 OF 3

TITLE: AT SERIES, PLUG, 18 SOCKET
 DWG NO.: AT16-18SX-XXXXXX
 REV: B1
 SH: 3
 OF: 3

A Series™ - Contact Size 16 Options (Works with: AT, ATV, AHD-9, ARC, DuraMate and PanelMate Series)

Machined Contacts, Sockets & Pins				
Part Number	Description	Size	AWG	Type
AT60-215-1631	Male Contact - Pin, Gold-plated	16	14	Machined
AT62-209-1631	Female Contact - Socket, Gold-plated	16	14	Machined
AT60-215-16141	Male Contact - Pin, Nickel-plated	16	14	Machined
AT62-209-16141	Female Contact - Socket, Nickel-plated	16	14	Machined
AT60-202-1631	Male Contact - Pin, Gold-plated	16	16-20	Machined
AT62-201-1631	Female Contact - Socket, Gold-plated	16	16-20	Machined
AT60-202-16141	Male Contact - Pin, Nickel-plated	16	16-20	Machined
AT62-201-16141	Female Contact - Socket, Nickel-plated	16	16-20	Machined
AT60-202-1631-22	Male Contact - Pin, Gold-plated	16	22-24	Machined
AT62-201-1631-22	Female Contact - Socket, Gold-plated	16	22-24	Machined
AT60-202-16141-22	Male Contact - Pin, Nickel-plated	16	22-24	Machined
AT62-201-16141-22	Female Contact - Socket, Nickel-plated	16	22-24	Machined

Tooling - Machined Contacts	
Part Number	Description
AUTK-16	Hand Crimp Tool, Size 16
AUTK-100	Universal Heavy Duty Contact Crimping Tool Kit, Size 12/16/20
CA-5D12	Universal Hand Crimp Tool, Size 12/16/20
CA-5E12	Pneumatic Crimp Tool, Size 12/16/20

Contact Removal Tools (For both Machined or Stamped & Formed Contacts)	
Part Number	Description
ATRT-100	Contact and Wedgelock Extraction Tool
AT11-310-1605	Contact Removal Tool, Plastic, Size 16

Sealing Plugs (For both Machined or Stamped & Formed Contacts)	
Part Number	Description
A114017	Sealing Plug, Size 16, White
A114017-SR	Sealing Plug, Size 16, SR01 Series, Black
AT13-217-1605	Locking Sealing Plug, Size 16, Grey
AT13-217-1605-SR	Locking Sealing Plug, Size 16, SR01 Series, Red

Stamped & Formed Contacts, Sockets & Pins				
Part Number	Description	Size	AWG	Type
AT60-14-0122	Male Contact - Pin, Nickel-plated	16	14-18	Stamped & Formed
AT62-14-0122	Female Contact - Socket, Nickel-plated	16	14-18	Stamped & Formed
AT60-14-0144	Male Contact - Pin, Gold-plated	16	14-18	Stamped & Formed
AT62-14-0144	Female Contact - Socket, Gold-plated	16	14-18	Stamped & Formed
AT60-16-0122	Male Contact - Pin, Nickel-plated	16	16-18	Stamped & Formed
AT62-16-0122	Female Contact - Socket, Nickel-plated	16	16-18	Stamped & Formed
AT60-16-0144	Male Contact - Pin, Gold-plated	16	16-18	Stamped & Formed
AT62-16-0144	Female Contact - Socket, Gold-plated	16	16-18	Stamped & Formed
AT60-16-0622	Male Contact - Pin, Nickel-plated	16	16-20	Stamped & Formed
AT62-16-0622	Female Contact - Socket, Nickel-plated	16	16-20	Stamped & Formed
AT60-16-0644	Male Contact - Pin, Gold-plated	16	16-20	Stamped & Formed
AT62-16-0644	Female Contact - Socket, Gold-plated	16	16-20	Stamped & Formed
AT60-16-0677	Male Contact - Pin, Tin-plated	16	16-20	Stamped & Formed
AT62-16-0677	Female Contact - Socket, Tin-plated	16	16-20	Stamped & Formed
AT60-16-0822	Male Contact - Pin, Nickel-plated	16	20-22	Stamped & Formed
AT62-16-0822	Female Contact - Socket, Nickel-plated	16	20-22	Stamped & Formed
AT60-16-0844	Male Contact - Pin, Gold-plated	16	20-22	Stamped & Formed
AT62-16-0844	Female Contact - Socket, Gold-plated	16	20-22	Stamped & Formed

Tooling - Stamped & Formed Contacts	
MFX-3950	Crimp Die - Size 16, 18-20AWG
MFX-3953	Crimp Die - Size 16, 16-18AWG
MFX-3975	Crimp Die - Size 16, 14-16AWG
MFX-3990	Crimp Die - Size 16, 20-22AWG
ATT-16-00	Hand Crimp Tool - Size 16, 14-16AWG
ATT-16-01	Hand Crimp Tool - Size 16, 18-20AWG
ATT-1612-03	Hand Crimp Tool - Size 16, 20-22AWG