

DTM04-08PA-E005 ✓ ACTIVE

DEUTSCH | DEUTSCH DT, DEUTSCH DTM

TE Internal #: DTM04-08PA-E005

Housing for Male Terminals, Wire-to-Wire, 8 Position, .165 in [4.19 mm] Centerline, Sealable, Black, Wire & Cable, Power & Signal, Hybrid

[View on TE.com >](#)



Connectors > Automotive Connectors > Automotive Housings > DEUTSCH DTM Housings



Connector System: **Wire-to-Wire**

Number of Positions: **8**

Connector & Housing Type: **Housing for Male Terminals**

Centerline (Pitch): **4.19 mm [.165 in]**

Sealable: **Yes**

[All DEUTSCH DTM Housings \(109\)](#)

Features

Product Type Features

| | |
|-----------------------------------|----------------------------|
| Mixed & Hybrid Connector | No |
| Connector Shape | Rectangular |
| Connector System | Wire-to-Wire |
| Connector & Housing Type | Housing for Male Terminals |
| Sealable | Yes |
| Connector & Contact Terminates To | Wire & Cable |
| Primary Locking Feature | Integrated in Housing |

Configuration Features

| | |
|------------------------|---------|
| Blank Cavity Position | 0 |
| Connector Modification | End Cap |
| Number of Positions | 8 |
| Number of Rows | 2 |

Electrical Characteristics

| | |
|------------------------------|------------------|
| Operating Voltage | 250 VAC |
| Nominal Voltage Architecture | 12 V, 24 V, 48 V |

Body Features

| | |
|------------------|------|
| Cable Exit Angle | 180° |
|------------------|------|



| | |
|-----------------------|-------|
| Primary Product Color | Black |
|-----------------------|-------|

| | |
|-------------------------|---|
| Connector & Keying Code | A |
|-------------------------|---|

Contact Features

| | |
|--------------|---------|
| Contact Size | Size 20 |
|--------------|---------|

| | |
|--------------|-----|
| Contact Type | Pin |
|--------------|-----|

| | |
|---------------------|-----------------|
| Mating Pin Diameter | 1.02 mm[.04 in] |
|---------------------|-----------------|

| | |
|------------------------------|-------|
| Contact Current Rating (Max) | 7.5 A |
|------------------------------|-------|

Mechanical Attachment

| | |
|-----------------------------|-----|
| Terminal Position Assurance | Yes |
|-----------------------------|-----|

| | |
|---------------|------------------|
| Strain Relief | Add By Accessory |
|---------------|------------------|

| | |
|-----------------------|-------|
| Mating Alignment Type | Keyed |
|-----------------------|-------|

| | |
|------------------|------|
| Mating Alignment | With |
|------------------|------|

| | |
|-------------------------|----------------------------|
| Connector Mounting Type | Cable Mount (Free-Hanging) |
|-------------------------|----------------------------|

Housing Features

| | |
|------------------|-------|
| Housing Material | PA GF |
|------------------|-------|

| | |
|--------------------|------------------|
| Centerline (Pitch) | 4.19 mm[.165 in] |
|--------------------|------------------|

Dimensions

| | |
|------------------|--------------------|
| Connector Height | 31.62 mm[1.245 in] |
|------------------|--------------------|

| | |
|---------------|-------------------|
| Product Width | 20.22 mm[.796 in] |
|---------------|-------------------|

| | |
|----------------|-------------------|
| Product Length | 45.21 mm[1.78 in] |
|----------------|-------------------|

| | |
|--------------------|-----------------|
| Row-to-Row Spacing | 7.11 mm[.28 in] |
|--------------------|-----------------|

| | |
|--------------------------------------|-------------------------------|
| Compatible Insulation Diameter Range | 1.35 – 3.05 mm[.053 – .12 in] |
|--------------------------------------|-------------------------------|

Usage Conditions

| | |
|-----------------------------|----------------|
| Operating Temperature (Max) | 125 °C[257 °F] |
|-----------------------------|----------------|

| | |
|-----------------------------|----------------------------|
| Operating Temperature Range | -55 – 125 °C[-67 – 257 °F] |
|-----------------------------|----------------------------|

Operation/Application

| | |
|---------------------|----------------|
| Circuit Application | Power & Signal |
|---------------------|----------------|

Industry Standards

| | |
|----------------------|--------------|
| Degree of Protection | IP68, IP6K9K |
|----------------------|--------------|

| | |
|---|-----------|
| Compatible With Agency/Standards Products | SAE J2030 |
|---|-----------|

| | |
|------------------------|------------------------------------|
| UL Flammability Rating | 20mm Flame Test per Standard UL-94 |
|------------------------|------------------------------------|



Packaging Features

| | |
|--------------------|-----|
| Packaging Quantity | 500 |
| Packaging Method | Box |

Other

| | |
|--------------------------------------|-----|
| Serviceable | Yes |
| Connector Position Assurance Capable | No |

Product Compliance

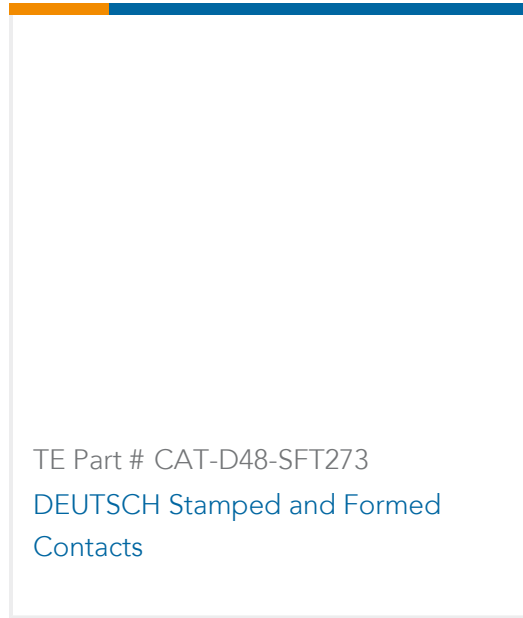
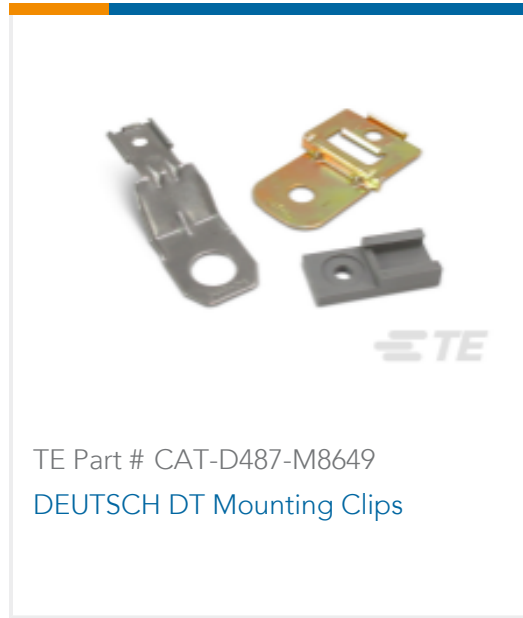
[For compliance documentation, visit the product page on TE.com>](#)

| | |
|---|--|
| EU RoHS Directive 2011/65/EU | Compliant |
| EU ELV Directive 2000/53/EC | Compliant |
| China RoHS 2 Directive MIIT Order No 32, 2016 | No Restricted Materials Above Threshold |
| EU REACH Regulation (EC) No. 1907/2006 | <p>Current ECHA Candidate List: JUNE 2023 (235)</p> <p>Candidate List Declared Against: JUNE 2023 (235)</p> <p>SVHC > Threshold:</p> <p>Octamethylcyclotetrasiloxane (D4) (.5% in Component Part)</p> <p>Dodecamethylcyclohexasiloxane (D6) (.5% in Component Part)</p> <p>Decamethylcyclopentasiloxane (D5) (.5% in Component Part)</p> <p>Article Safe Usage Statements: Wash thoroughly after handling. Recycle if possible and dispose of the article by following all applicable governmental regulations relevant to your geographic location.</p> |
| Halogen Content | Not Low Halogen - contains Br or Cl > 900 ppm. |
| Solder Process Capability | Not reviewed for solder process capability |


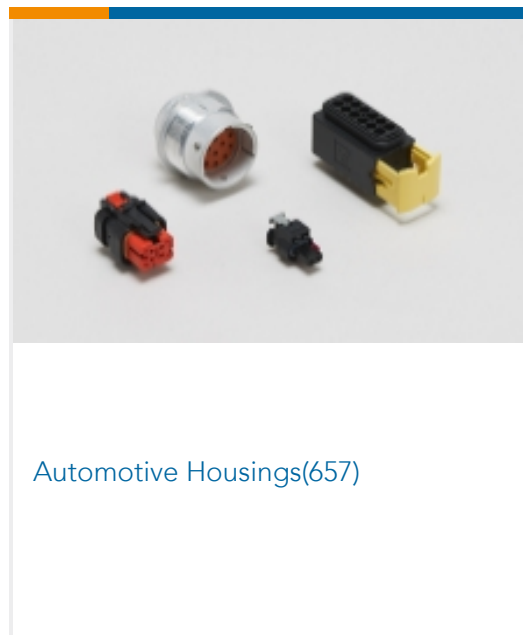
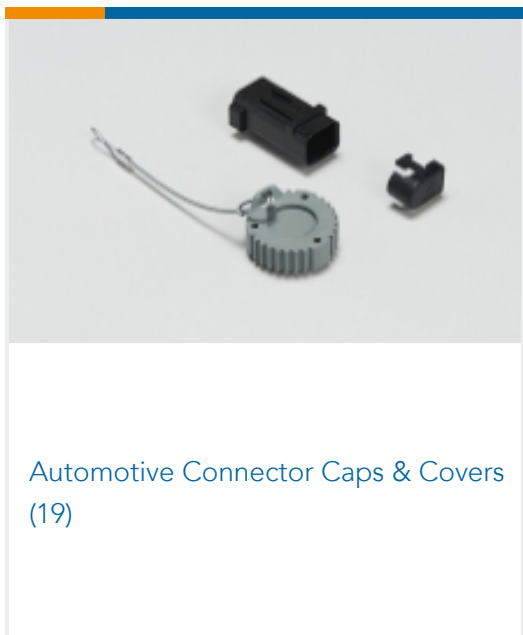
Product Compliance Disclaimer


This information is provided based on reasonable inquiry of our suppliers and represents our current actual knowledge based on the information they provided. This information is subject to change. The part numbers that TE has identified as EU RoHS compliant have a maximum concentration of 0.1% by weight in homogenous materials for lead, hexavalent chromium, mercury, PBB, PBDE, DBP, BBP, DEHP, DIBP, and 0.01% for cadmium, or qualify for an exemption to these limits as defined in the Annexes of Directive 2011/65/EU (RoHS2). Finished electrical and electronic equipment products will be CE marked as required by Directive 2011/65/EU. Components may not be CE marked. Additionally, the part numbers that TE has identified as EU ELV compliant have a maximum concentration of 0.1% by weight in homogenous materials for lead, hexavalent chromium, and mercury, and 0.01% for cadmium, or qualify for an exemption to these limits as defined in the Annexes of Directive 2000/53/EC (ELV). Regarding the REACH Regulation, the information TE provides on SVHC in articles for this part number is based on the latest European Chemicals Agency (ECHA) 'Guidance on requirements for substances in articles' posted at this URL: <https://echa.europa.eu/guidance-documents/guidance-on-reach>

Compatible Parts



Also in the Series | **DEUTSCH DT**

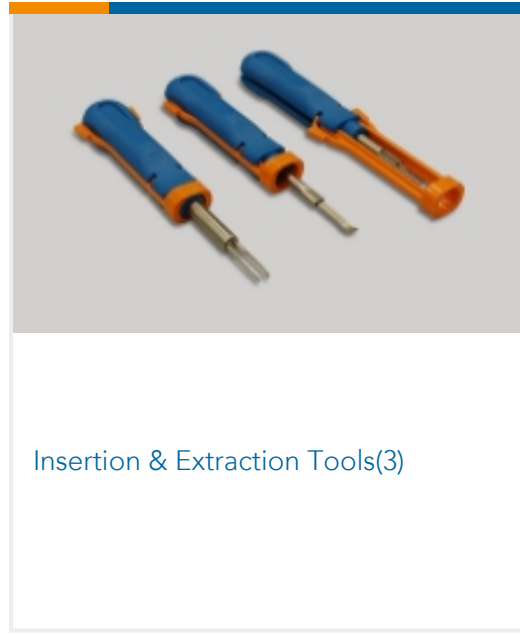





Connector Seals & Cavity Plugs(6)



Connector Strain Relief(28)



Insertion & Extraction Tools(3)

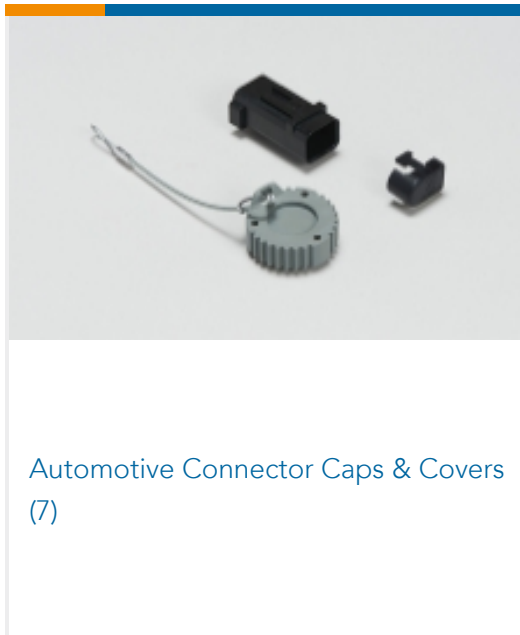


Other Automotive Connector Accessories(27)



PCB Headers & Receptacles(103)

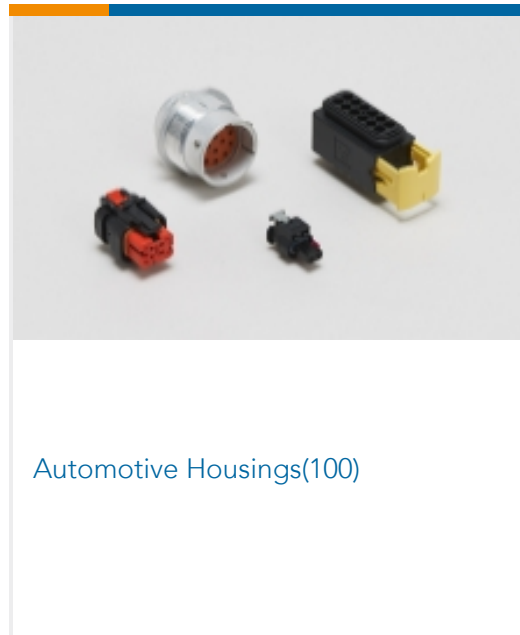
Also in the Series | DEUTSCH DTM




Automotive Connector Caps & Covers (7)



Automotive Connector Locks & Position Assurance(17)



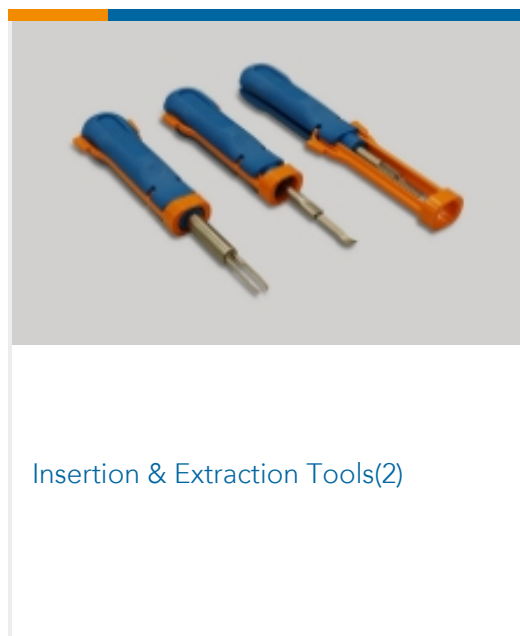
Automotive Housings(100)



Connector Backshells(6)



Connector Strain Relief(28)



Insertion & Extraction Tools(2)



PCB Headers & Receptacles(36)

Customers Also Bought



Documents

Product Drawings

REC, 8P, BLK, N, CAP, A

English

CAD Files

3D PDF

3D

Customer View Model

[ENG_CVM_CVM_DTM04-08PA-E005_A.2d_dxf.zip](#)

English

Customer View Model

[ENG_CVM_CVM_DTM04-08PA-E005_A.3d_igs.zip](#)

English

Customer View Model

[ENG_CVM_CVM_DTM04-08PA-E005_A.3d_stp.zip](#)

English

By downloading the CAD file I accept and agree to the [Terms and Conditions](#) of use.

Datasheets & Catalog Pages



[ICT Terminals and Connectors Catalogue](#)

English

[CONNECTOR SELECTOR](#)

English

[Product Specifications](#)

[Application Specification](#)

English

[Agency Approvals](#)

[UL Report](#)

English