

DTP10-4P ✓ ACTIVE

DEUTSCH | DEUTSCH DT, DEUTSCH DTP

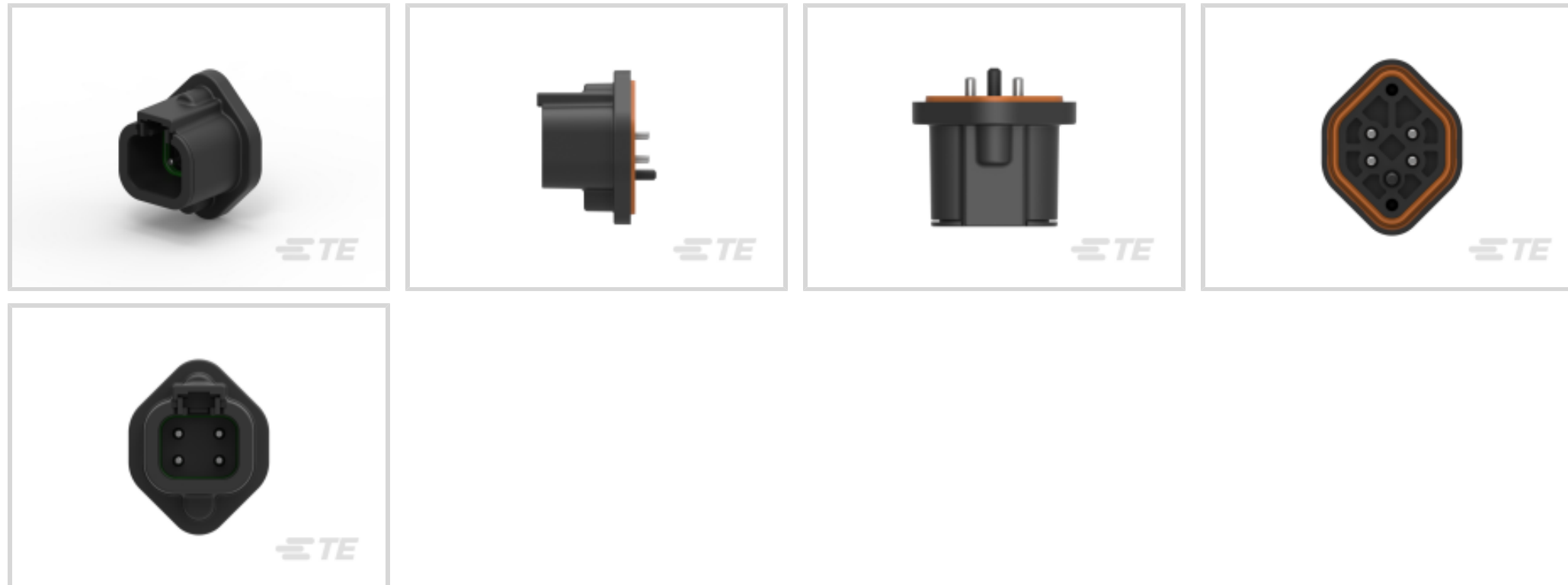
TE Internal #: DTP10-4P

PCB Mount Header, Vertical, Wire-to-Board, 4 Position, 10.16 mm [.4 in] Centerline, Fully Shrouded, Tin, Through Hole - Solder, Sealable, Hybrid

[View on TE.com >](#)



Connectors > PCB Connectors > PCB Headers & Receptacles > DEUTSCH DTP Headers



Connector System: **Wire-to-Board**

Number of Positions: **4**

Centerline (Pitch): **10.16 mm [.4 in]**

Sealable: **Yes**

PCB Mount Orientation: **Vertical**

[All DEUTSCH DTP Headers \(3\)](#)

Features

Product Type Features

Mixed & Hybrid Header	No
Connector Shape	Rectangular
PCB Connector Assembly Type	PCB Mount Header
Header Type	Fully Shrouded
Connector System	Wire-to-Board
Sealable	Yes
Connector & Contact Terminates To	Wire & Cable

Configuration Features

Number of Sections	1
Number of Signal Positions	0
Number of Positions	4
PCB Mount Orientation	Vertical
Number of Rows	2



Electrical Characteristics

Voltage Rating (Max)	250 VAC
Nominal Voltage Architecture	12 V, 24 V
Operating Voltage	250 VAC

Body Features

Primary Product Color	Black
-----------------------	-------

Contact Features

Contact Size	Size 12
Contact Type	Pin
Mating Pin Diameter	2.39 mm[.094 in]
Contact Mating Area Plating Material	Tin
Contact Current Rating (Max)	25 A

Termination Features

Termination Method to Printed Circuit Board	Through Hole - Solder
---	-----------------------

Mechanical Attachment

Mounting Holes	With
Mating Alignment Type	Not Keyed
Mating Retention	With
Mating Alignment	Without
PCB Mount Alignment	With
Panel Mount Feature	With
PCB Mount Retention	With
PCB Mount Retention Type	Mounting Screw
Mating Retention Type	Locking Interface
Connector Mounting Type	Panel Mount

Housing Features

Centerline (Pitch)	10.16 mm[.4 in]
--------------------	-----------------

Dimensions

Connector Length	26.8 mm[1.055 in]
Connector Width	34.93 mm[1.375 in]
PCB Thickness (Recommended)	.78 – 3.18 mm[.031 – .125 in]
Profile Height from PCB	26.8 mm[1.055 in]



Usage Conditions

Operating Temperature (Max)	125 °C[257 °F]
Operating Temperature Range	-55 – 125 °C[-67 – 257 °F]

Operation/Application

Shielded	No
Circuit Application	Power

Industry Standards

Degree of Protection	IP68, IP6K9K
UL Flammability Rating	Not tested

Packaging Features

Packaging Type	Box
Packaging Quantity	384

Other

Interface Number	DTP04-4P
------------------	----------

Product Compliance

[For compliance documentation, visit the product page on TE.com>](#)

EU RoHS Directive 2011/65/EU	Compliant with Exemptions
EU ELV Directive 2000/53/EC	Compliant with Exemptions
China RoHS 2 Directive MIIT Order No 32, 2016	Restricted Materials Above Threshold
EU REACH Regulation (EC) No. 1907/2006	<p>Current ECHA Candidate List: JUNE 2023 (235)</p> <p>Candidate List Declared Against: JUNE 2023 (235)</p> <p>SVHC > Threshold:</p> <p>Octamethylcyclotetrasiloxane (D4) (.5% in Component Part)</p> <p>Dodecamethylcyclohexasiloxane (D6) (.5% in Component Part)</p> <p>Decamethylcyclopentasiloxane (D5) (.5% in Component Part)</p> <p>Pb (1.2% in Component Part)</p> <p>Article Safe Usage Statements: Do not eat, drink or smoke when using this product. Wash thoroughly after handling. Recycle if possible and dispose of the article by following all applicable governmental regulations relevant to your geographic location.</p>
Halogen Content	Not Low Halogen - contains Br or Cl > 900 ppm.
Solder Process Capability	Not reviewed for solder process capability

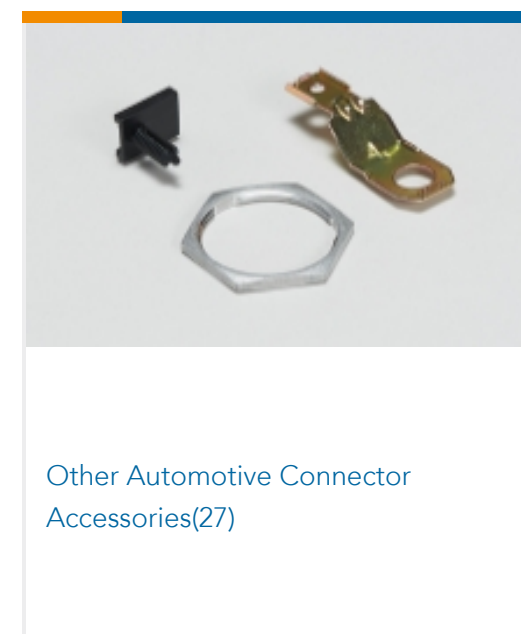
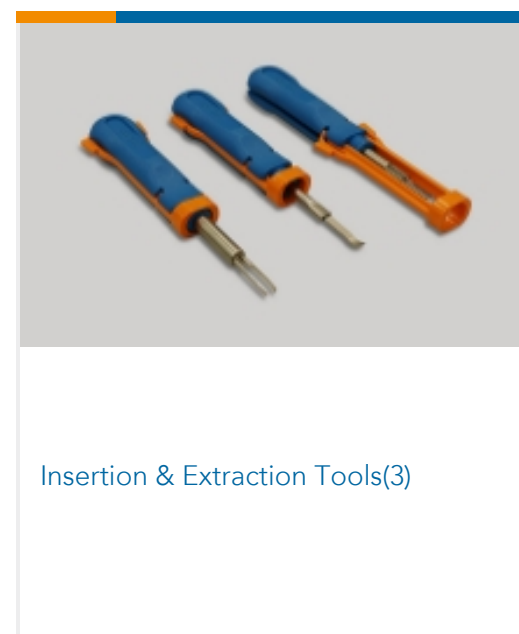


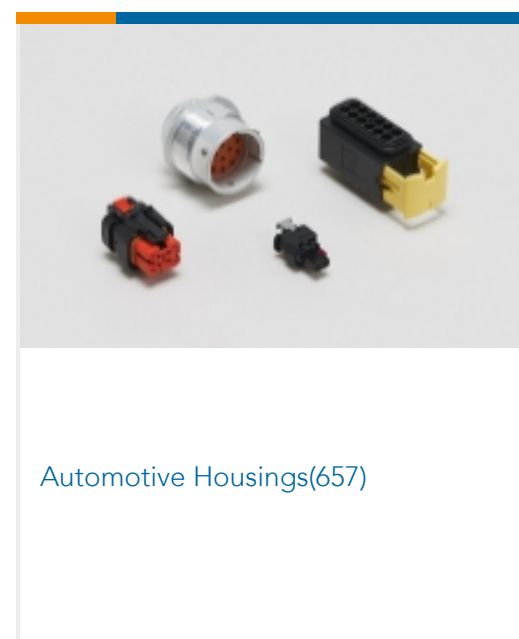
Product Compliance Disclaimer

This information is provided based on reasonable inquiry of our suppliers and represents our current actual knowledge based on the information they provided. This information is subject to change. The part numbers that TE has identified as EU RoHS compliant have a maximum concentration of 0.1% by weight in homogenous materials for lead, hexavalent chromium, mercury, PBB, PBDE, DBP, BBP, DEHP, DIBP, and 0.01% for cadmium, or qualify for an exemption to these limits as defined in the Annexes of Directive 2011/65/EU (RoHS2). Finished electrical and electronic equipment products will be CE marked as required by Directive 2011/65/EU. Components may not be CE marked. Additionally, the part numbers that TE has identified as EU ELV compliant have a maximum concentration of 0.1% by weight in homogenous materials for lead, hexavalent chromium, and mercury, and 0.01% for cadmium, or qualify for an exemption to these limits as defined in the Annexes of Directive 2000/53/EC (ELV). Regarding the REACH Regulation, the information TE provides on SVHC in articles for this part number is based on the latest European Chemicals Agency (ECHA) 'Guidance on requirements for substances in articles' posted at this URL: <https://echa.europa.eu/guidance-documents/guidance-on-reach>

Compatible Parts




Also in the Series | DEUTSCH DT






PCB Headers & Receptacles(103)

Also in the Series | DEUTSCH DTP



Automotive Connector Locks & Position Assurance(4)




Automotive Housings(34)



Connector Backshells(1)



Insertion & Extraction Tools(3)



PCB Headers & Receptacles(4)

Customers Also Bought



TE Part #DT15-08PC
DEUTSCH DT Headers



TE Part #1825910-3
FSM2JAH=6MM TACT SWITCH, HIGH TEMP



TE Part #DRC20-60P05
DEUTSCH DRC Headers



TE Part #DRC26-50BT
BOOT, 50P, 20SZ, PLG/REC, ST, BLK



TE Part #HUM-A-900-PRO-CAS
Module HUM-PRO-A 900MHz FHSS FM XCVR FCC



Documents

Product Drawings

[HDR, 4P, BLK, ST, SN/NI/CU](#)

English

CAD Files

[3D PDF](#)

3D

Customer View Model

[ENG_CVM_CVM_DTP10-4P_B.2d_dxf.zip](#)

English

Customer View Model

[ENG_CVM_CVM_DTP10-4P_B.3d_igs.zip](#)

English

Customer View Model

[ENG_CVM_CVM_DTP10-4P_B.3d_stp.zip](#)

English

By downloading the CAD file I accept and agree to the [Terms and Conditions](#) of use.

Datasheets & Catalog Pages

[ICT Terminals and Connectors Catalogue](#)

English

[CONNECTOR SELECTOR](#)

English

Product Specifications

[Product Specification](#)

English