

104503-4 ✓ ACTIVE

AMPMODU | AMPMODU MTE

TE Internal #: 104503-4

Housing, Plug, Wire-to-Board, 5 Position, .1 in [2.54 mm]


Centerline, Crimp / Insulation Displacement (IDC), 1 Row, Black,

Wire & Cable, AMPMODU MTE

[View on TE.com >](#)



Connectors > PCB Connectors > Wire-to-Board Connectors > Wire-to-Board Connector Assemblies & Housings



Connector Product Type: **Housing**

Connector & Housing Type: **Plug**

Connector System: **Wire-to-Board**

Number of Positions: **5**

Centerline (Pitch): **2.54 mm [.1 in]**

Features

Product Type Features

Connector Product Type	Housing
Connector & Housing Type	Plug
Connector System	Wire-to-Board
Sealable	No
Connector & Contact Terminates To	Wire & Cable

Configuration Features

Number of Positions	5
Number of Rows	1

Electrical Characteristics

Dielectric Withstanding Voltage (Max)	600 VAC
Insulation Resistance	5000 MΩ
Operating Voltage	267 V

Body Features

Primary Product Color	Black
-----------------------	-------



Contact Features

Contact Layout	Inline
Contact Type	Pin
Contact Base Material	Phosphor Bronze
Contact Current Rating (Max)	3 A

Termination Features

Termination Method to Wire & Cable	Crimp, Insulation Displacement (IDC)
------------------------------------	--------------------------------------

Mechanical Attachment

Strain Relief	Without
Panel Mount Feature	Without
PCB Mount Retention	Without
Mating Retention	Without
Connector Mounting Type	Cable Mount (Free-Hanging)

Housing Features

Housing Entry Configuration	Both Ends Closed
Housing Material	Thermoplastic
Centerline (Pitch)	2.54 mm [.1 in]

Dimensions

Connector Length	12.64 mm
Connector Height	2.48 mm
Wire Size	.05 – .3 mm ²
Row-to-Row Spacing	2.54 mm [.1 in]

Usage Conditions

Operating Temperature Range	-65 – 105 °C [-85 – 221 °F]
-----------------------------	-----------------------------

Operation/Application

Circuit Application	Signal
---------------------	--------

Industry Standards

UL Flammability Rating	UL 94V-0
------------------------	----------

Packaging Features

Packaging Quantity	1
Packaging Method	Package



Product Compliance

[For compliance documentation, visit the product page on TE.com>](#)

EU RoHS Directive 2011/65/EU	Compliant
EU ELV Directive 2000/53/EC	Compliant
China RoHS 2 Directive MIIT Order No 32, 2016	No Restricted Materials Above Threshold
EU REACH Regulation (EC) No. 1907/2006	Current ECHA Candidate List: JUNE 2023 (235) Candidate List Declared Against: JUNE 2023 (235) Does not contain REACH SVHC
Halogen Content	Not Low Halogen - contains Br or Cl > 900 ppm.
Solder Process Capability	Not applicable for solder process capability

Product Compliance Disclaimer

This information is provided based on reasonable inquiry of our suppliers and represents our current actual knowledge based on the information they provided. This information is subject to change. The part numbers that TE has identified as EU RoHS compliant have a maximum concentration of 0.1% by weight in homogenous materials for lead, hexavalent chromium, mercury, PBB, PBDE, DBP, BBP, DEHP, DIBP, and 0.01% for cadmium, or qualify for an exemption to these limits as defined in the Annexes of Directive 2011/65/EU (RoHS2). Finished electrical and electronic equipment products will be CE marked as required by Directive 2011/65/EU. Components may not be CE marked. Additionally, the part numbers that TE has identified as EU ELV compliant have a maximum concentration of 0.1% by weight in homogenous materials for lead, hexavalent chromium, and mercury, and 0.01% for cadmium, or qualify for an exemption to these limits as defined in the Annexes of Directive 2000/53/EC (ELV). Regarding the REACH Regulation, the information TE provides on SVHC in articles for this part number is based on the latest European Chemicals Agency (ECHA) 'Guidance on requirements for substances in articles' posted at this URL: <https://echa.europa.eu/guidance-documents/guidance-on-reach>

Compatible Parts

 <p>TE Part # 103682-4 05 MTE PANEL MOUNT SR</p>	 <p>TE Part # 5-104506-4 MTE PIN 28-32 AWG PLTD</p>	 <p>TE Part # 5-104505-4 MTE PIN 22-26 AWG PLTD</p>	 <p>TE Part # 5-104505-2 MTE PIN 22-26 AWG PLTD</p>
---	--	--	--



TE Part # 5-103961-4
4X5 MTE RCPT SR LATCH .100CL




TE Part # 5-103960-4
4X5 MTE RCPT SR LATCH .100CL

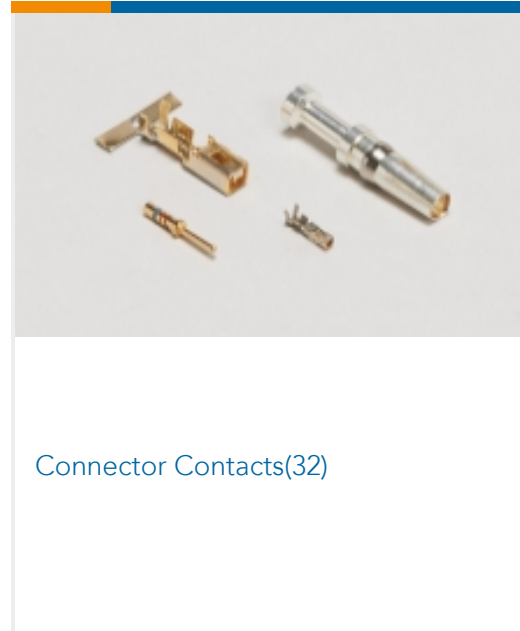


TE Part # 5-103958-4
4X5 MTE RCPT SR LATCH .100CL

Also in the Series | AMPMODU MTE



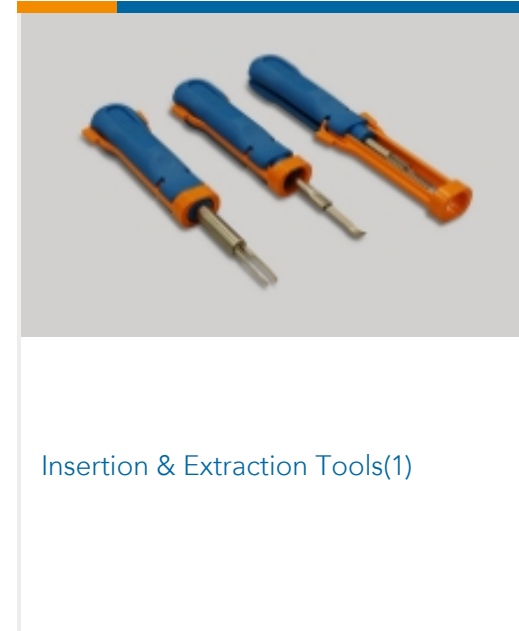
Connector Caps & Covers(40)



Connector Contacts(32)




Connector Hardware(1)



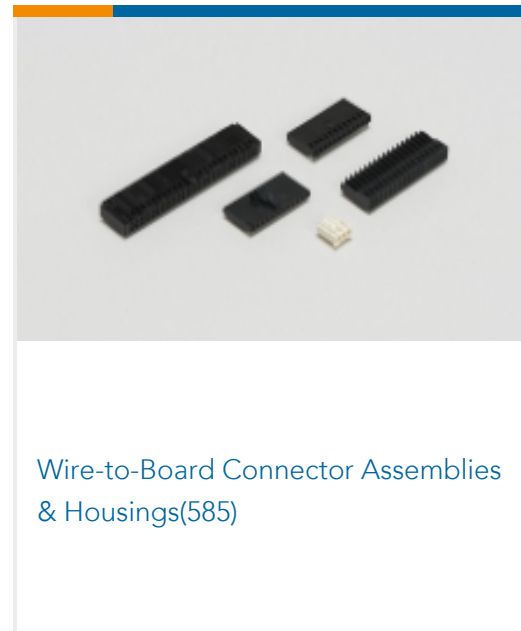
Insertion & Extraction Tools(1)



PCB Headers & Receptacles(763)




Standard Rectangular Connectors(2)



Wire-to-Board Connector Assemblies & Housings(585)

Customers Also Bought



TE Part #1-1991253-5
15 WAY LOW COST D SUB BACKSHEL



TE Part #103653-4
05 MTE SHRD PIN HSG SR LATCH



TE Part #4-1393483-8
V42254A1115C215=SUB D STIFTLI



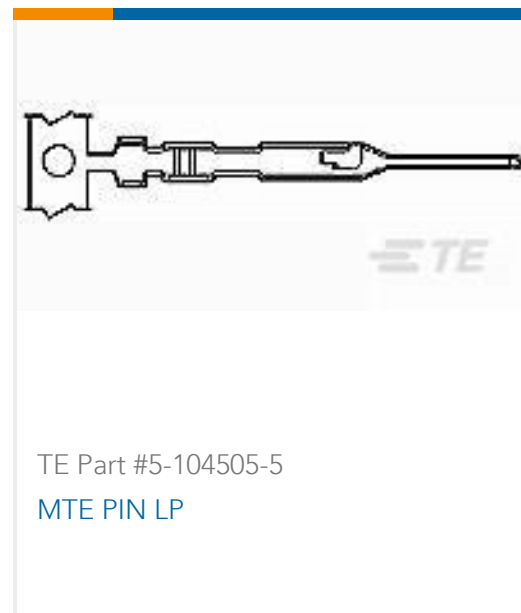
TE Part #104257-7
08 MTE RCPT HSG SR LATCH .100



TE Part #6-103639-3
14 MTE HDR SRST LATCH .100CL



TE Part #867052-2
LOCKING CLIP CONT ASSY .025 SQ



TE Part #5-104505-5
MTE PIN LP



TE Part #6-103908-3
14 MTE HDR SRST LATCH W/HLDWN



TE Part #8638624002
RNF-3000-18/6-0-SP

Documents

Product Drawings

[05 MTE PIN HSG SR RIB .100CL](#)

English

CAD Files

Customer View Model

[ENG_CVM_104503-4_G.3d_igs.zip](#)

English

Customer View Model

[ENG_CVM_104503-4_G.3d_stp.zip](#)

English

[3D PDF](#)

English

Customer View Model

[ENG_CVM_104503-4_G.2d_dxf.zip](#)

English

By downloading the CAD file I accept and agree to the [Terms and Conditions](#) of use.

Datasheets & Catalog Pages

[AMP MODU MTE Section of Catalog 1307819](#)

English

[AMPMODU_INTERCONNECTION_SYSTEM_SECTION5_CONT](#)

English

[AMPMODU MTE INTERCONNECT SYSTEM](#)

English

Product Specifications

[Application Specification](#)

English