

NOTES:

1) MATERIAL:

- "BLANK" = NYLON 6/6, 94V-2, COLOR: NATURAL.
- "BL" = NYLON 6/6, 94V-2, COLOR: BLACK.
- "BU" = NYLON 6/6, 94V-2, COLOR: BLUE.
- "RE" = NYLON 6/6, 94V-2, COLOR: RED.
- "210" = NYLON 6/6, 94V-0, COLOR: NATURAL.
- "400" = NYLON 6/6, 94V-0, COLOR: BLACK.

2) FINISH: NOT APPLICABLE

3) PRODUCT SPECIFICATION: PS-5556-001

4) PACKAGING: BULK PACKED PER PK-5559-001

5) PART MATES WITH MOLEX RECEPTACLE #5557.

6) PART TO BE USED WITH MOLEX MALE TERMINAL #5558.

7) PART IS NOT DESIGNED FOR CURRENT SHARING.

8) CONNECTORS ARE NOT TO BE MATED OR UNMATED WHILE CIRCUITS ARE LIVE.

9) WIRES ARE TO BE DRESSED IN SUCH A MANNER TO ALLOW THE TERMINALS TO FLOAT FREELY IN THE POCKET.

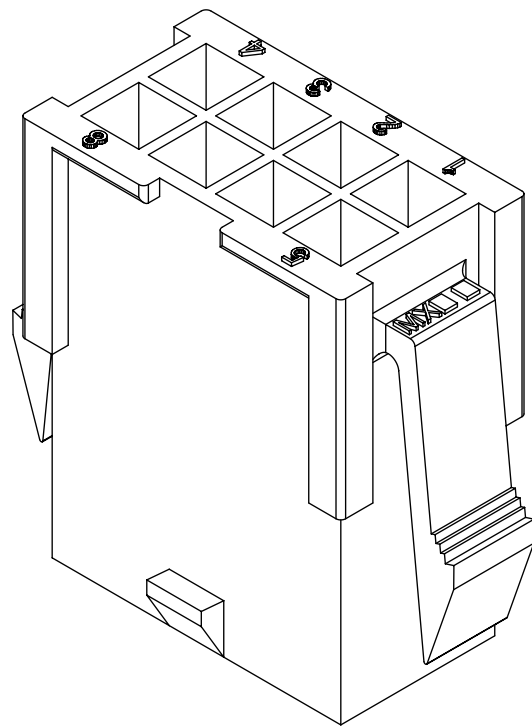
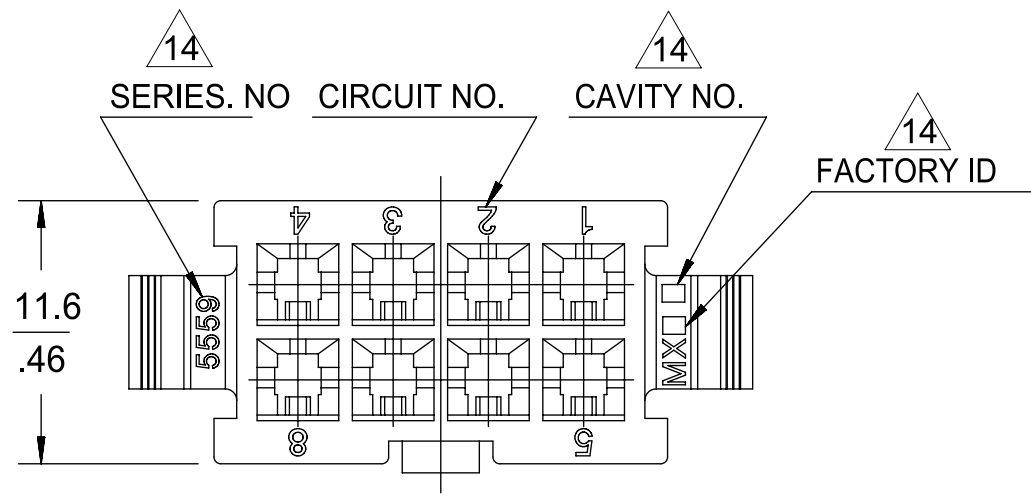
10) PART CONFORMS TO CLASS "B" REQUIREMENTS OF COSMETIC SPECIFICATION PS-45499-002 WITH THE EXCEPTION OF DISCOLORATION, FLASH AND SINK MEET CLASS "C" REQUIREMENTS.

11) ON 2 CIRCUITS PARTS THIS DIMENSION IS ALLOWABLE UP TO "D" DIMENSION.

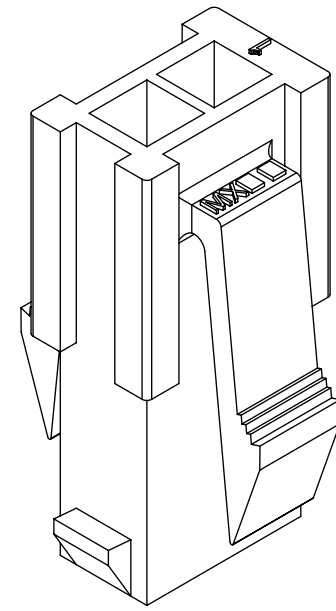
12) PANEL HOLE TO BE PUNCHED OUT IN THE SAME DIRECTION AS INSERTION INTO THE PANEL.

13) TO BE MEASURED AT SURFACE -A-

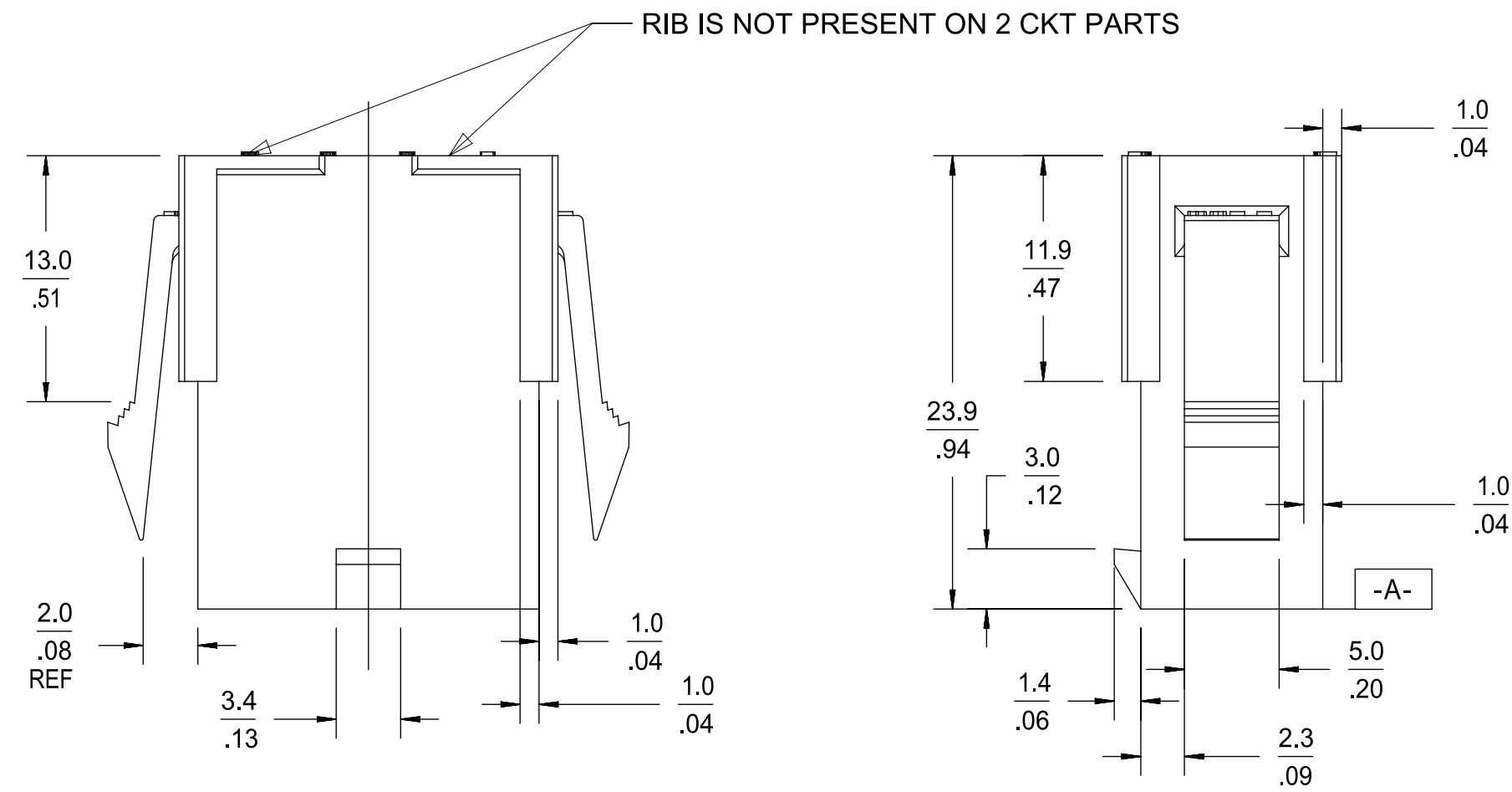
14) TEXT ON PART IS FOR REFERENCE ONLY. TEXT AND TEXT LOCATION MAY VARY DEPENDING ON PART NUMBER AND/OR TOOL.



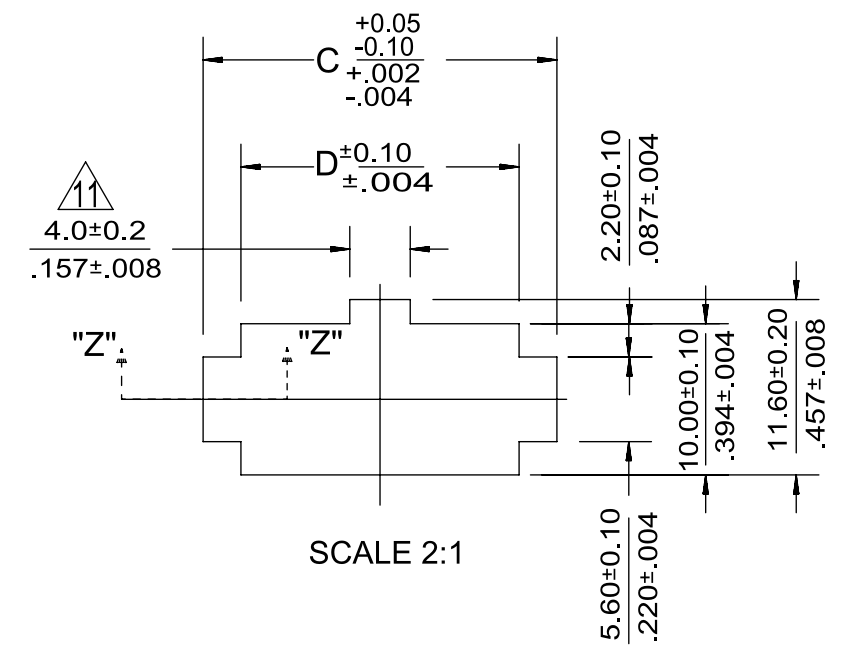
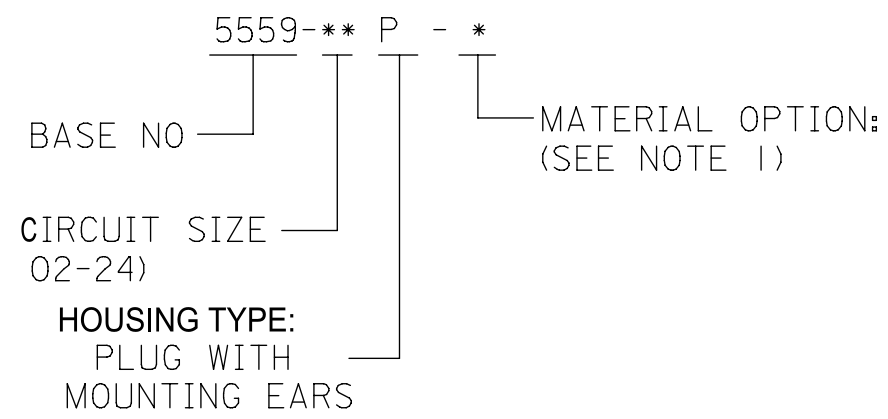
8 CKT SHOWN



2 CKT SHOWN



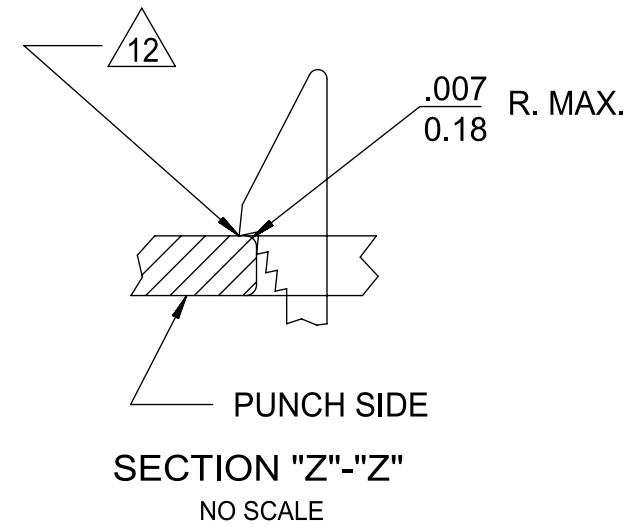
LEGEND



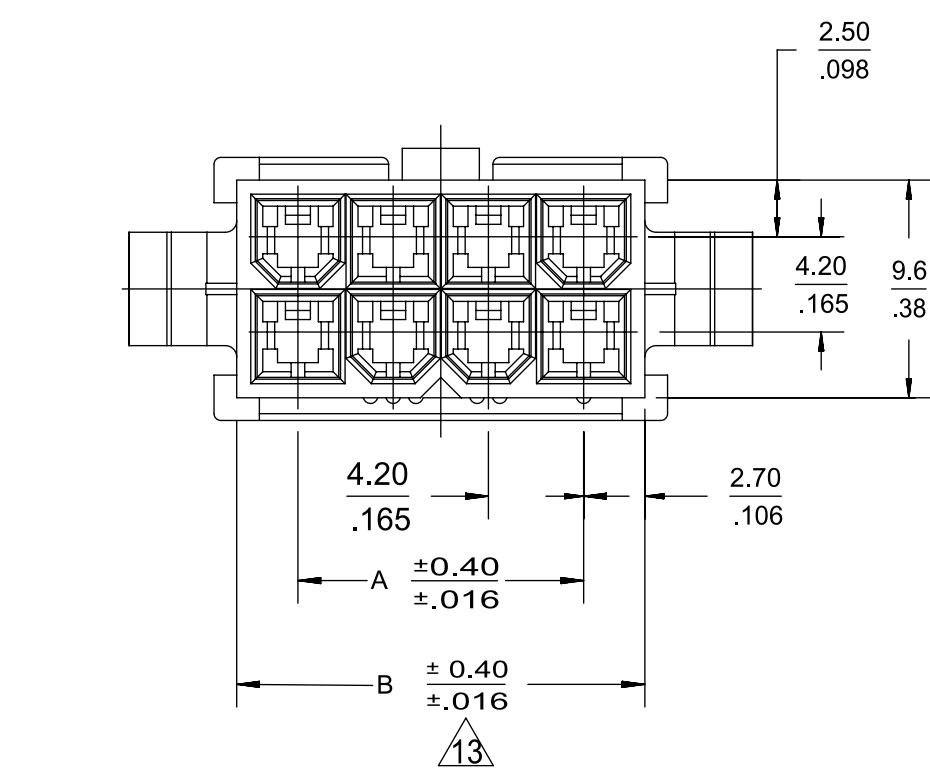
SCALE 2:1

12) RECOMMENDED PANEL HOLE DIMENSIONS
(THICKNESS : 0.8-2.0/.032-.079)

52.1/2.051	57.0/2.244	51.6/2.031	46.2/1.819	24
47.9/1.886	52.8/2.079	47.4/1.866	42.0/1.654	22
43.7/1.720	48.6/1.913	43.2/1.701	37.8/1.488	20
39.5/1.555	44.4/1.748	39.0/1.535	33.6/1.323	18
35.3/1.390	40.2/1.583	34.8/1.370	29.4/1.158	16
31.1/1.224	36.0/1.417	30.6/1.205	25.2/.992	14
26.8/1.055	31.8/1.252	26.4/1.039	21.0/.827	12
22.6/.890	27.6/1.087	22.2/.874	16.8/.661	10
18.4/.724	23.4/.921	18.0/.709	12.6/.496	8
14.2/.559	19.2/.756	13.8/.543	8.4/.331	6
10.0/.394	15.0/.591	9.6/.378	4.2/.165	4
5.8/.228	10.8/.425	5.4/.213	—	2
D	C	B	A	CIRCUIT

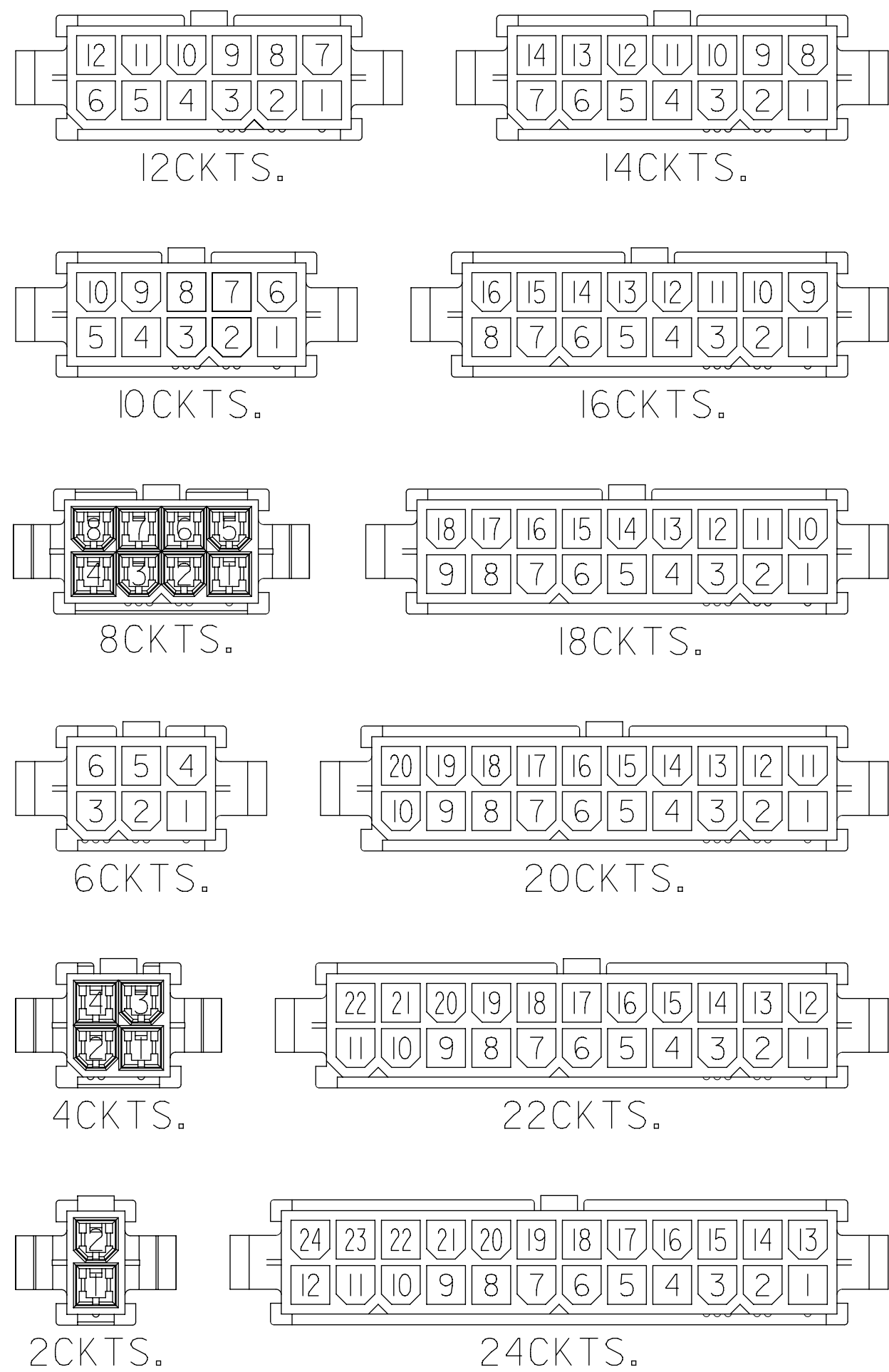


SECTION "Z"-Z"
NO SCALE



THIS DRAWING REPLACES SD-5559-NP

THIS DRAWING CONTAINS INFORMATION THAT IS PROPRIETARY TO MOLEX ELECTRONIC TECHNOLOGIES, LLC AND SHOULD NOT BE USED WITHOUT WRITTEN PERMISSION					
DIMENSION UNITS		SCALE		CURRENT REV DESC:	
IN/MM		NTS			
GENERAL TOLERANCES (UNLESS SPECIFIED)					
	MM	INCH			
4 PLACES	±	±			
3 PLACES	±	± 0.012			
2 PLACES	±	0.3 ± 0.016			
1 PLACE	±	0.4 ±			
0 PLACES	±	±			
ANGULAR TOL	±	3.0 °			
DRAFT WHERE APPLICABLE MUST REMAIN WITHIN DIMENSIONS		THIRD ANGLE PROJECTION		DRAWING SERIES	
		C-SIZE		5559	
EC NO: 732242		DRWN: JERRYW8		2022/12/15	
CHK'D: XQZHANG		APPR: XQZHANG		2022/12/16	
INITIAL REVISION:		DRWN: H.HIRAMOTO		1998/10/14	
		APPR: E.ENOMOTO		1988/10/24	
DOCUMENT NUMBER		DOC TYPE		DOC PART	
55590020-SD		PSD		000	
MATERIAL NUMBER		CUSTOMER		SHEET NUMBER	
SEE TABLE		GENERAL MARKET		1 OF 2	



CIRCUIT SIZE LAYOUT (SCALE : 2-1)

V-2 BLACK			V-0 BLACK		
EDP NO.	ENG. NO.	CIRCUIT	EDP NO.	ENG. NO.	CIRCUIT
46999-0157	5559-24P-BL	24	46999-0304	5559-24P-400	24
		22	46999-0303	5559-22P-400	22
39-02-8205	5559-20P-BL	20	46999-0302	5559-20P-400	20
		18	46999-0301	5559-18P-400	18
		16	46999-0300	5559-16P-400	16
		14	46999-0299	5559-14P-400	14
		12	46999-0298	5559-12P-400	12
		10	46999-0297	5559-10P-400	10
		8	46999-0296	5559-08P-400	8
39-02-8065	5559-06P-BL	6	46999-0295	5559-06P-400	6
		4	46999-0294	5559-04P-400	4
		2	46999-0293	5559-02P-400	2

V-2 BLUE			V-2 RED			V-0 NATURAL			V-2 NATURAL		
EDP NO.	ENG. NO.	CIRCUIT	EDP NO.	ENG. NO.	CIRCUIT	EDP NO.	ENG. NO.	CIRCUIT	EDP NO.	ENG. NO.	CIRCUIT
		24			24	39-01-2246	5559 -24P-210	24	39-01-2241	5559-24P	24
		22			22	▲ -2226	▲ -22P-210	22	▲ -2221	▲ -22P	22
		20			20	-2206	-20P-210	20	-2201	-20P	20
		18			18	-2186	-18P-210	18	-2181	-18P	18
		16			16	-2166	-16P-210	16	-2161	-16P	16
		14			14	-2146	-14P-210	14	-2141	-14P	14
		12			12	-2126	-12P-210	12	-2121	-12P	12
		10			10	-2106	-10P-210	10	-2101	-10P	10
		8			8	-2086	-08P-210	8	-2081	-08P	8
		6			6	-2066	-06P-210	6	-2061	-06P	6
		4			4	▼ -2046	▼ -04P-210	4	▼ -2041	▼ -04P	4
		2			2	39-01-2026	5559 -02P-210	2	39-01-2021	5559-02P	2

THIS DRAWING CONTAINS INFORMATION THAT IS PROPRIETARY TO MOLEX ELECTRONIC TECHNOLOGIES, LLC AND SHOULD NOT BE USED WITHOUT WRITTEN PERMISSION

DIMENSION UNITS	SCALE	CURRENT REV DESC:	molex
IN/MM	NTS		
GENERAL TOLERANCES (UNLESS SPECIFIED)			
	MM	INCH	
4 PLACES	±	±	EC NO: 732242 DRWN: JERRYW8 2022/12/15 CHK'D: XQZHANG 2022/12/16 APPR: XQZHANG 2022/12/16
3 PLACES	±	± 0.012	
2 PLACES	±	0.3 ± 0.016	
1 PLACE	±	0.4 ±	
0 PLACES	±	±	INITIAL REVISION: DRWN: H.HIRAMOTO 1998/10/14 APPR: E.ENOMOTO 1988/10/24
ANGULAR TOL	±	3.0 °	
DRAFT WHERE APPLICABLE MUST REMAIN WITHIN DIMENSIONS	THIRD ANGLE PROJECTION	DRAWING	SERIES
		C-SIZE	5559
DOCUMENT NUMBER	DOC TYPE	DOC PART	REVISION
55590020-SD	PSD	000	A2
MATERIAL NUMBER	CUSTOMER	SHEET NUMBER	
SEE TABLE	GENERAL MARKET	2 OF 2	