

# DTP04-2P-C015 ✓ ACTIVE

DEUTSCH | DEUTSCH DT, DEUTSCH DTP

TE Internal #: DTP04-2P-C015

Housing for Male Terminals, Wire-to-Wire, 2 Position, .264 in [6.71 mm] Centerline, Sealable, Gray, Wire & Cable, Power & Signal, Hybrid

[View on TE.com >](#)



Connectors > Automotive Connectors > Automotive Housings > DEUTSCH DTP Housings



Connector System: **Wire-to-Wire**

Number of Positions: **2**

Connector & Housing Type: **Housing for Male Terminals**

Centerline (Pitch): **6.71 mm [ .264 in ]**

Sealable: **Yes**

[All DEUTSCH DTP Housings \(34\)](#)

## Features

### Product Type Features

Mixed & Hybrid Connector	No
Connector Shape	Rectangular
Connector System	Wire-to-Wire
Connector & Housing Type	Housing for Male Terminals
Sealable	Yes
Connector & Contact Terminates To	Wire & Cable
Primary Locking Feature	Integrated in Housing

### Configuration Features

Blank Cavity Position	0
Connector Seal Code	E Seal
Number of Positions	2
Number of Rows	1

### Electrical Characteristics

Operating Voltage	200 VAC
Nominal Voltage Architecture	12 V, 24 V, 48 V

### Body Features



Cable Exit Angle	180°
Primary Product Color	Gray

### Contact Features

Contact Size	Size 12
Contact Type	Pin
Mating Pin Diameter	2.39 mm[.094 in]
Contact Current Rating (Max)	25 A

### Mechanical Attachment

Terminal Position Assurance	Yes
Strain Relief	Add By Accessory
Mating Alignment Type	Polarized
Mating Alignment	With
Connector Mounting Type	Cable Mount (Free-Hanging)

### Housing Features

Housing Material	PA GF
Centerline (Pitch)	6.71 mm[.264 in]

### Dimensions

Connector Height	21.54 mm[.848 in]
Product Width	22.15 mm[.872 in]
Product Length	47.27 mm[1.861 in]
Compatible Insulation Diameter Range	2.46 – 4.01 mm[.097 – .158 in]

### Usage Conditions

Operating Temperature (Max)	125 °C[257 °F]
Operating Temperature Range	-55 – 125 °C[-67 – 257 °F]

### Operation/Application

Circuit Application	Power & Signal
---------------------	----------------

### Industry Standards

Degree of Protection	IP68
Compatible With Agency/Standards Products	SAE J2030
UL Flammability Rating	20mm Flame Test per Standard UL-94

### Packaging Features

--	--



Packaging Quantity	550
--------------------	-----

Packaging Method	Box
------------------	-----

### Other

Serviceable	Yes
-------------	-----

Connector Position Assurance Capable	No
--------------------------------------	----

## Product Compliance

[For compliance documentation, visit the product page on TE.com>](#)

EU RoHS Directive 2011/65/EU	Compliant
------------------------------	-----------

EU ELV Directive 2000/53/EC	Compliant
-----------------------------	-----------

China RoHS 2 Directive MIIT Order No 32, 2016	No Restricted Materials Above Threshold
---	---

EU REACH Regulation (EC) No. 1907/2006	<p>Current ECHA Candidate List: JUNE 2023 (235)  Candidate List Declared Against: JUNE 2023 (235)  SVHC &gt; Threshold:  Octamethylcyclotetrasiloxane (D4) (.5% in Component Part)  Dodecamethylcyclohexasiloxane (D6) (.5% in Component Part)  Decamethylcyclopentasiloxane (D5) (.5% in Component Part)</p>
--	---

**Article Safe Usage Statements:**

Wash thoroughly after handling. Recycle if possible and dispose of the article by following all applicable governmental regulations relevant to your geographic location.

Halogen Content	Not Low Halogen - contains Br or Cl > 900 ppm.
-----------------	--

Solder Process Capability	Not reviewed for solder process capability
---------------------------	--

### Product Compliance Disclaimer

This information is provided based on reasonable inquiry of our suppliers and represents our current actual knowledge based on the information they provided. This information is subject to change. The part numbers that TE has identified as EU RoHS compliant have a maximum concentration of 0.1% by weight in homogenous materials for lead, hexavalent chromium, mercury, PBB, PBDE, DBP, BBP, DEHP, DIBP, and 0.01% for cadmium, or qualify for an exemption to these limits as defined in the Annexes of Directive 2011/65/EU (RoHS2). Finished electrical and electronic equipment products will be CE marked as required by Directive 2011/65/EU. Components may not be CE marked. Additionally, the part numbers that TE has identified as EU ELV compliant have a maximum concentration of 0.1% by weight in homogenous materials for lead, hexavalent chromium, and mercury, and 0.01% for cadmium, or qualify for an exemption to these limits as defined in the Annexes of Directive 2000/53/EC (ELV). Regarding the REACH Regulation, the information TE provides on SVHC in articles for this part number is based on the latest European Chemicals Agency (ECHA) 'Guidance on requirements for substances in articles' posted at this URL: <https://echa.europa.eu/guidance-documents/guidance-on-reach>


## Compatible Parts



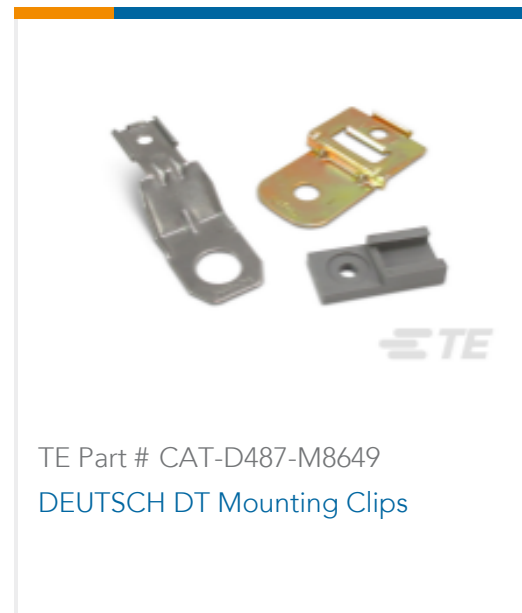
TE Part # CAT-D48-SP729  
DEUTSCH Sealing Plugs



TE Part # CAT-D486-CH8172  
DEUTSCH DTP Housings



TE Part # CAT-D48-ST273  
DEUTSCH Solid Contacts




TE Part # CAT-D487-M8649  
DEUTSCH DT Mounting Clips



TE Part # 1924487-2  
MOUNTING CLIP, AMPSEAL 16



TE Part # DT-RT1  
EXT TOOL, FRONT RELEASE



TE Part # 1060-12-0144  
PIN, SF, SIZE 12, 12-14, AU/SN



TE Part # WP-2P  
WEDGE LOCK, 2P, REC, ORG, DTP



TE Part # 1011-120-0205  
SEAL RET, 2P, GRY, DTP



TE Part # DTP2P-BT  
BOOT, 2P, REC, ST, GRY



TE Part # 1060-12-0222  
PIN, SF, SIZE 12, 10, NI/NI



TE Part # 1060-12-0166  
PIN, SF, SIZE 12, 12-14, NI/SN



TE Part # 1010-079-0206  
SEAL, INTF, 2P, RED-ORG, DTP



TE Part # DTP2P-BT-BK  
BOOT, 2P, REC, ST, BLK

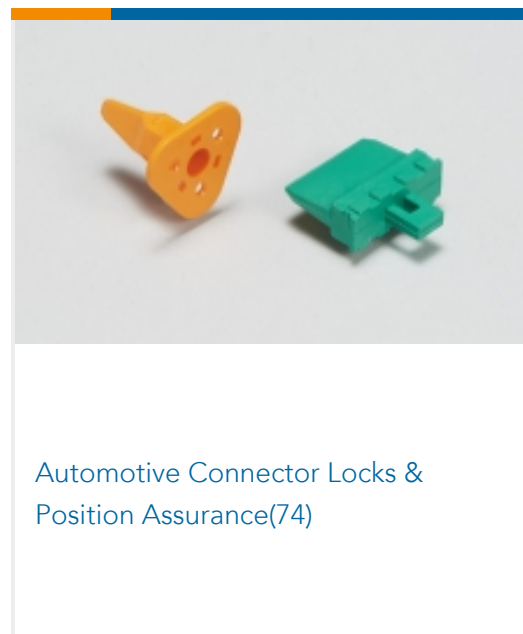


TE Part # 1060-12-0244  
PIN, SF, SIZE 12, 10, AU/SN

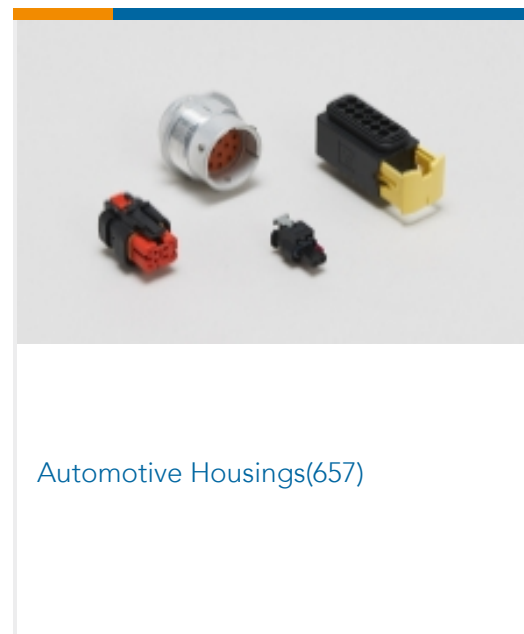
Also in the Series | **DEUTSCH DT**




Automotive Connector Caps & Covers  
(19)




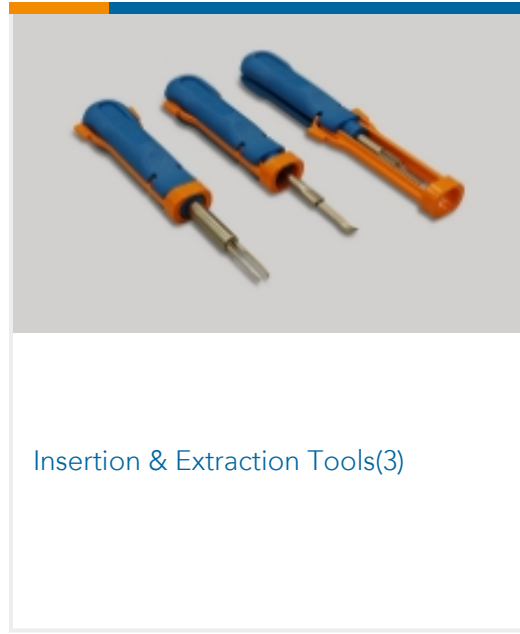


Automotive Connector Locks &  
Position Assurance(74)



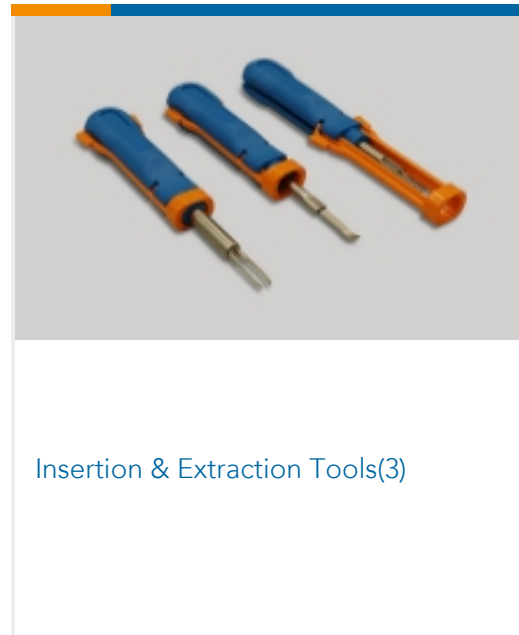

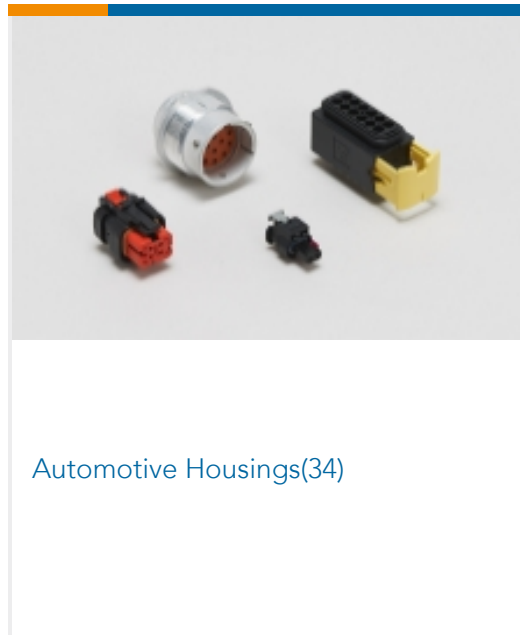
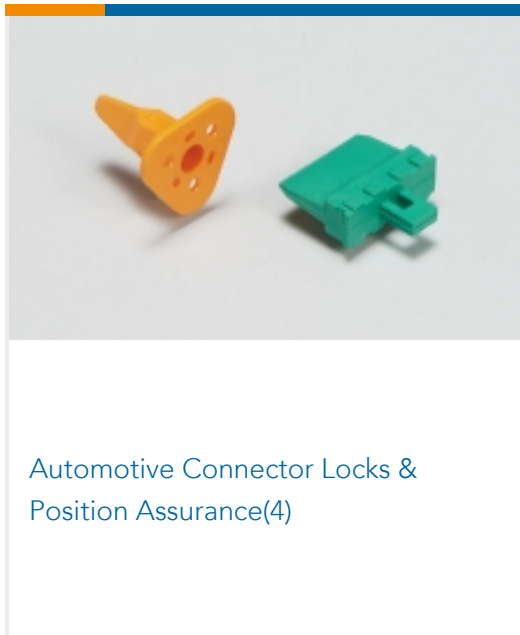
Automotive Housings(657)




Connector Backshells(58)



## Also in the Series | DEUTSCH DTP



## Customers Also Bought



## Documents

### Product Drawings

REC, 2P, GRY, E

English

### CAD Files

3D PDF

3D

Customer View Model

[ENG\\_CVM\\_CVM\\_DTP04-2P-C015\\_99\\_c-dtp04-2p-c015-99.2d\\_dxf.zip](#)

English

Customer View Model

[ENG\\_CVM\\_CVM\\_DTP04-2P-C015\\_99\\_c-dtp04-2p-c015-99.3d\\_igs.zip](#)

English

Customer View Model

[ENG\\_CVM\\_CVM\\_DTP04-2P-C015\\_99\\_c-dtp04-2p-c015-99.3d\\_stp.zip](#)

English

By downloading the CAD file I accept and agree to the [Terms and Conditions](#) of use.

### Datasheets & Catalog Pages

ICT Terminals and Connectors Catalogue

English

CONNECTOR SELECTOR

English

### Product Specifications

Engineering Report

English



[Agency Approvals](#)

[UL Report](#)

English