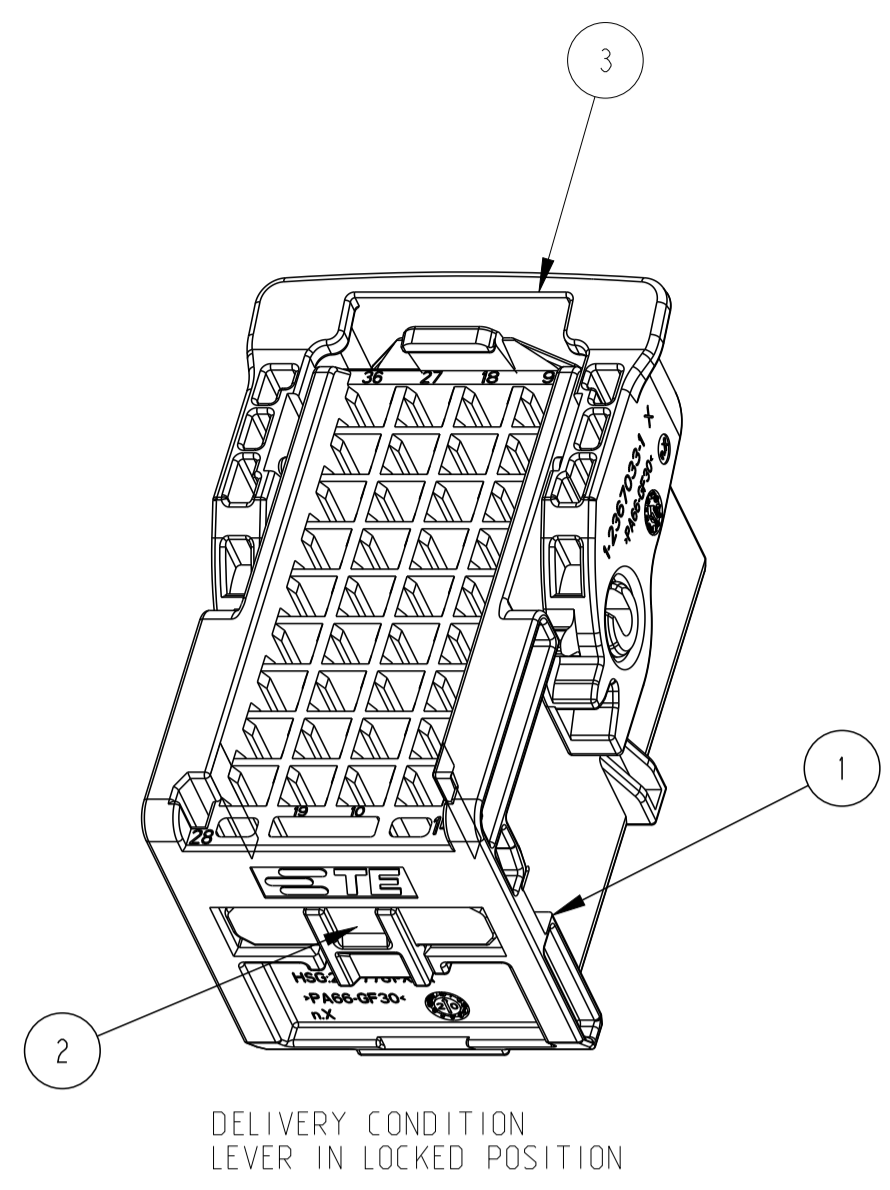
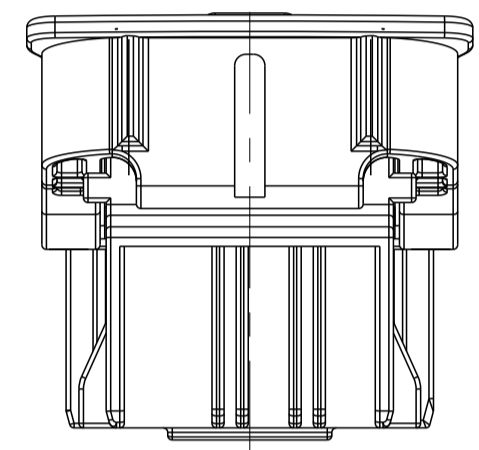
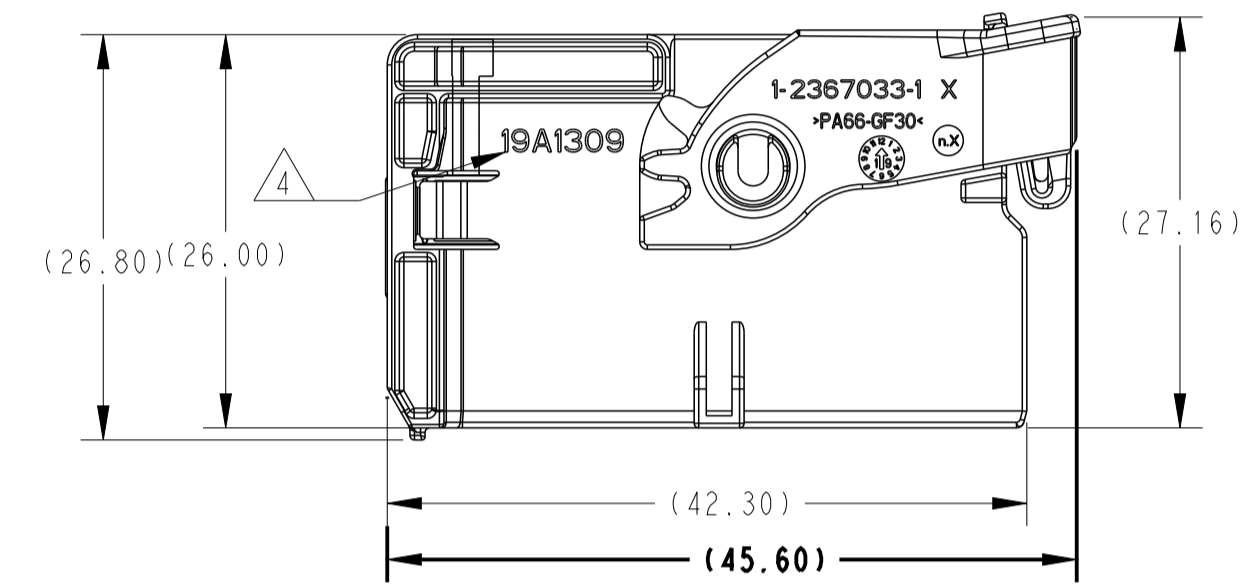
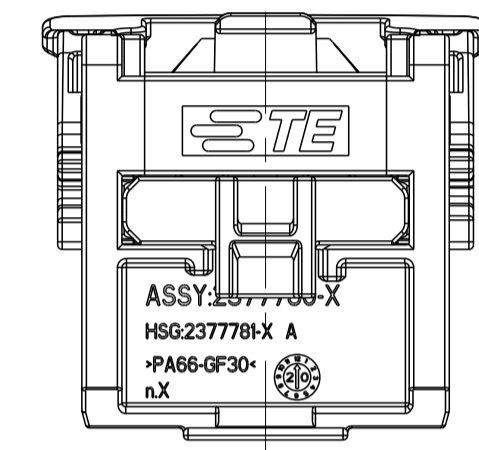
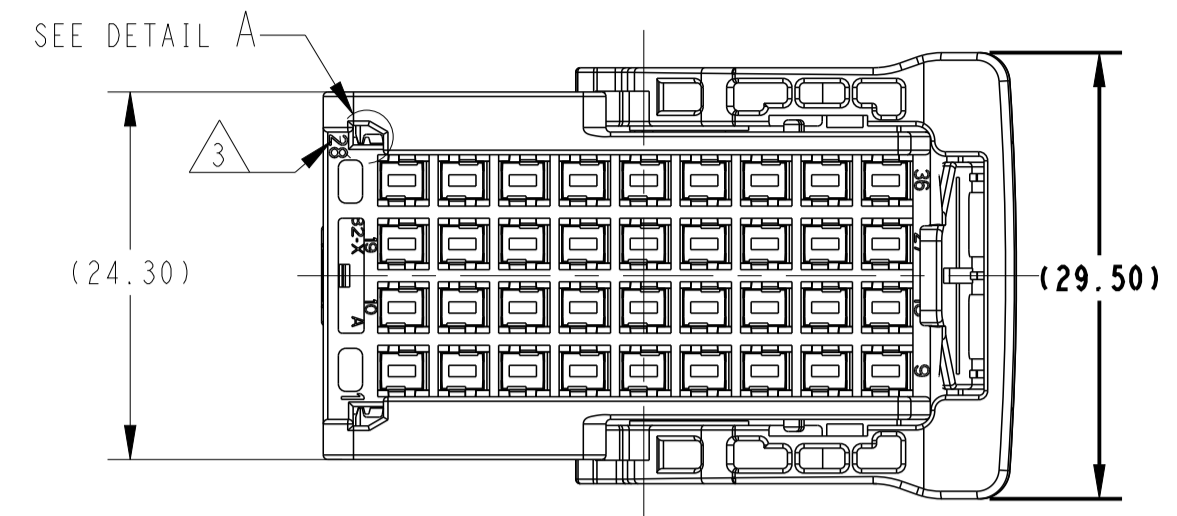
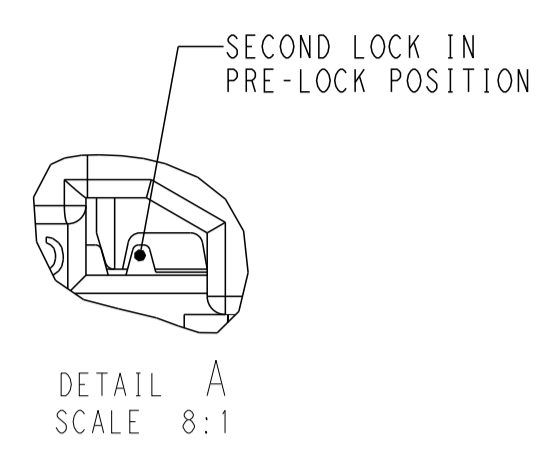
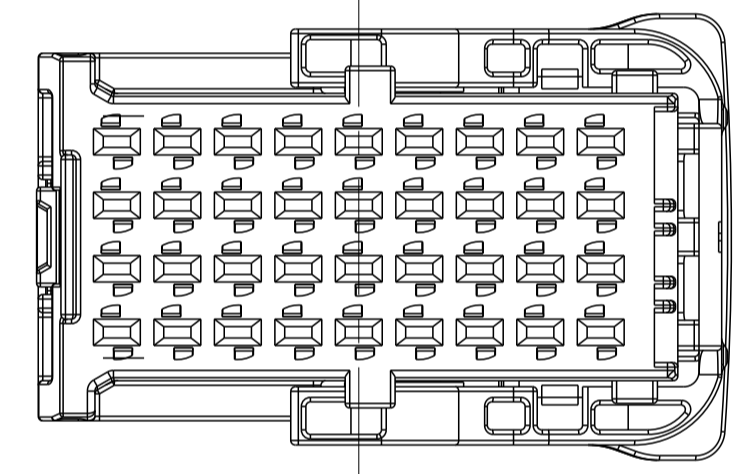
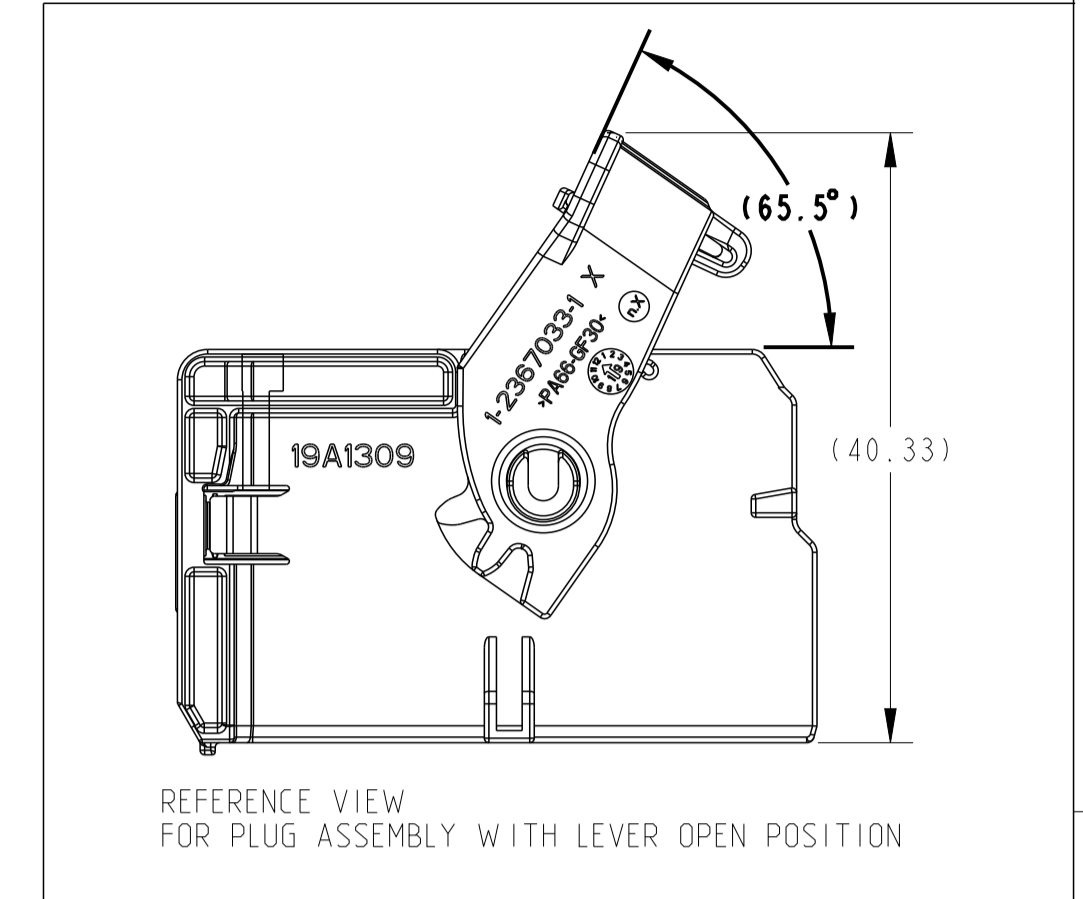


237780-1 SHOWN AS



REVISIONS				
P	LTN	DESCRIPTION	DATE	OWN APVD
A3		SEE ECR-21-003179	16MAR2021	L.G I.Y
A4		SEE ECR-23-169808	16FEB2023	Z.F Z.Z
A5		SEE ECN-23-231461	11SEP2023	W.W Z.Z
A6		SEE ECN-23-234499	10OCT2023	W.W Z.Z



NOTES:

- THIS PLUG MATES WITH TAB 237783-X. (X=1, 2, 3, 4, 5, 6 FOR VARIOUS CODE).
- MATERIAL: SEE TABLE.
- IDENTIFICATION FOR CABLE PINOUT.
- DATE CODE: IDENTIFIES THE YEAR, MONTH, DAY AND HOUR OF ASSEMBLY. SUCH AS :19A1309
 19: YEAR. FIRST AND SECOND DIGITS (19=2019)
 A: MONTH, THIRD DIGIT, EXCLUDING 1, A=JAN, B=FEB, C=MARCH...H=AUGUST, J=SEPTEMBER...
 13: DAY, FOURTH AND FIFTH DIGITS(14=14th DAY)
 09: HOUR, SIXTH AND SEVENTH DIGITS(11=11AM)
- INSTALL LEVER AND SECOND LOCK ONTO HOUSING AS SHOWN. THE ASSEMBLY PROCESS MUST NOT DAMAGE HOUSING AND SECOND LOCK AND LEVER.
- VERIFY THE SECOND LOCK SEATED ON PRE-LOCK POSITION FOR DELIVERY. PULL SECOND LOCK TO PRE-LOCK BEFORE TERMINAL INSERTION IN CASE OF SECOND LOCK BEING HIT TO END-LOCK POSITION.
- REFER TO 114-18386, FOR MCP 1.5K CONTACT SYSTEM APPLICATION SPECIFICATION. APPLICABLE TERMINAL PART NUMBERS AND WIRE SIZE SHOWN AS BELOW FOR RECOMMEND. CONSULT TE CONNECTIVITY FOR MORE APPLICATION INFORMATION.

TERMINAL PN	TERMINAL PLATING	WIRE SIZE (mm ²)	WIRE INSULATION OD (mm)
1534334-1	TIN	1.5	Ø2.2-Ø2.4
1241374-1	TIN	0.5-1.0	Ø1.4-Ø2.1

CODE A PN 237780-1 RIBS 1+2+6+8	CODE B PN 237780-2 RIBS 3+4+6+8	CODE C PN 237780-3 RIBS 1+4+6+8	CODE D PN 237780-4 RIBS 2+3+6+8	CODE E PN 237780-5 RIBS 1+2+6+7	CODE F PN 237780-6 RIBS 3+4+6+7

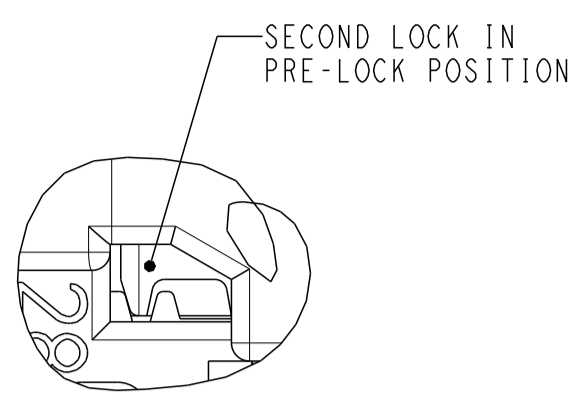
QTY	REQD PER ASSY	DESCRIPTION	MATERIAL	COLOUR	ITEM NO				
1	1	LEVER A	PA66-GF30	YELLOW	3				
1	1	SECOND LOCK	PA66-GF30	YELLOW	2				
1		HOUSING.CODE F	PA66-GF30	ORANGE	1				
	1	HOUSING.CODE E	PA66-GF30	GREY					
		HOUSING.CODE D	PA66-GF30	BLUE					
	1	HOUSING.CODE C	PA66-GF30	GREEN					
		HOUSING.CODE B	PA66-GF30	PURPLE					
	1	HOUSING.CODE A	PA66-GF30	BROWN					
-6	-5	-4	-3	-2	-1	DESCRIPTION	MATERIAL	COLOUR	ITEM NO
F	E	D	C	B	A	CODING			
A	A	A	A	A	A	REVISION OF EACH ASSY NO (WHEN BLANK, USE DWG REVISION)			
17.4	17.4	17.4	17.4	17.4	17.4	WEIGHT OF EACH ASSY NO [g]			
QTY REQD PER ASSY						PARTS LIST			

THIS DRAWING IS A CONTROLLED DOCUMENT.

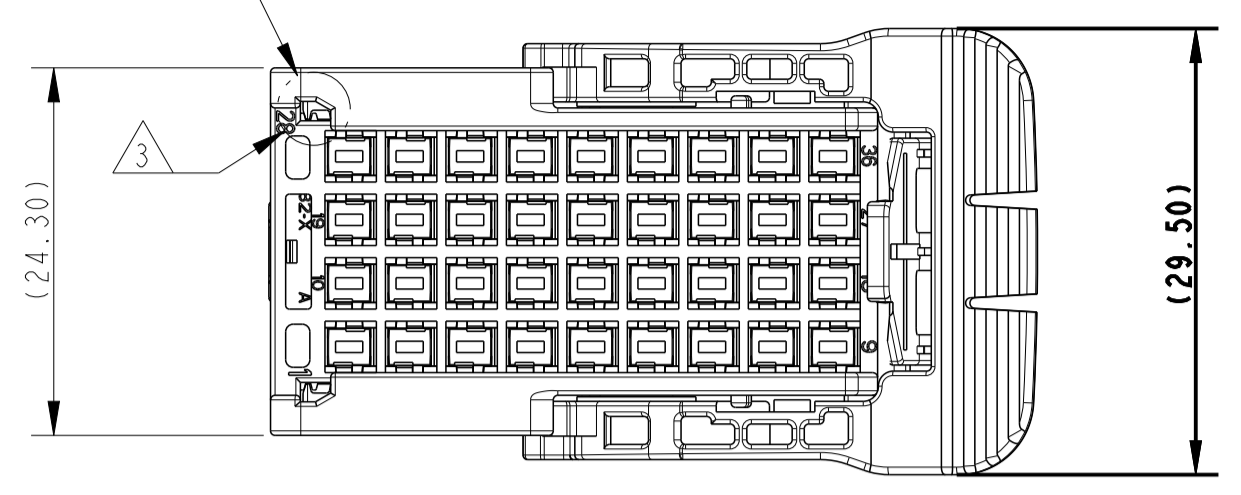
OWN: L.GAO	23AUG2020	TE Connectivity NAME: 36POS, MCP 1.5K, PLUG HSG ASSY PRODUCT SPEC: 108-18957 APPLICATION SPEC: 114-160127 WEIGHT: - CUSTOMER DRAWING
CHK: E.JIANG	23AUG2020	
APVD: J.YIN	23AUG2020	
DATE: 23AUG2020		
DIMENSIONS:	TOLERANCES UNLESS OTHERWISE SPECIFIED:	SIZE: A
mm	0 PLC ±0.5 1 PLC ±0.3 2 PLC ±0.20 3 PLC ±0.100 4 PLC ±0.0500 ANGLES ±0.0500	CAGE CODE: 00779
MATERIAL:	FINISH:	DRAWING NO: 2377780
		SHEET 1 OF 2
		SCALE: 2:1
		REV: A6

REVISIONS				
P	LTN	DESCRIPTION	DATE	APPD
		SEE SHEET 1		

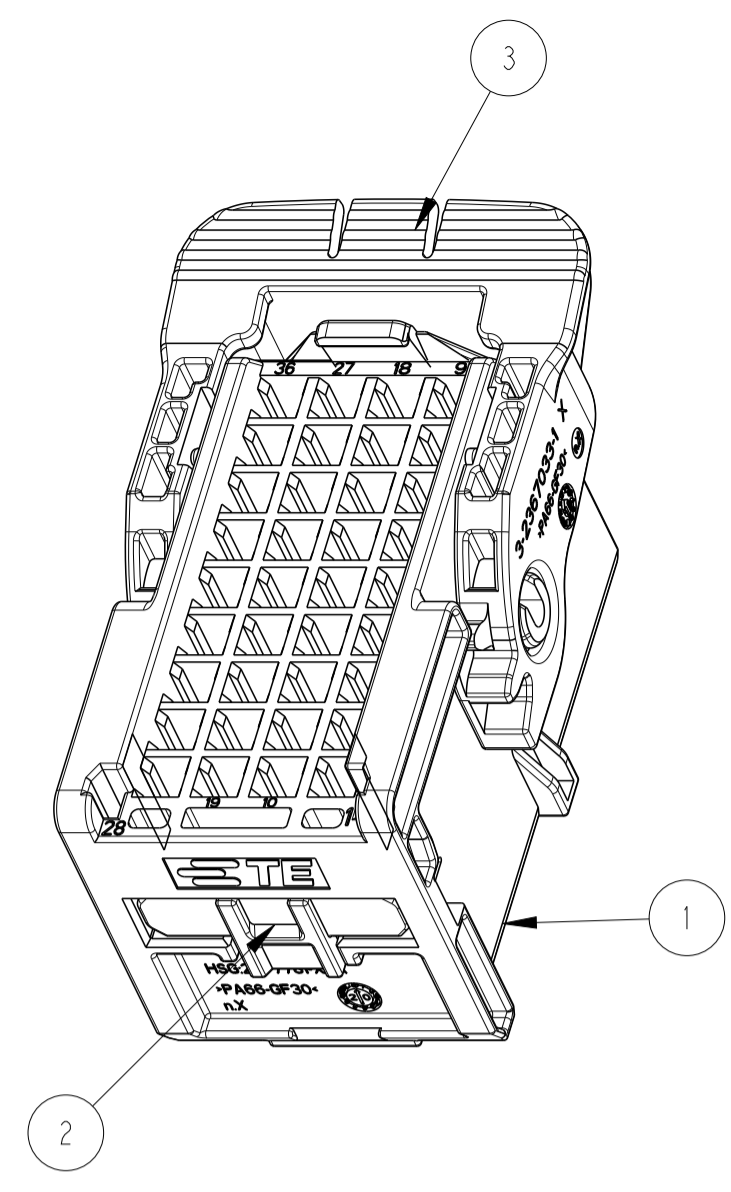
1-2377780-1 SHOWN AS



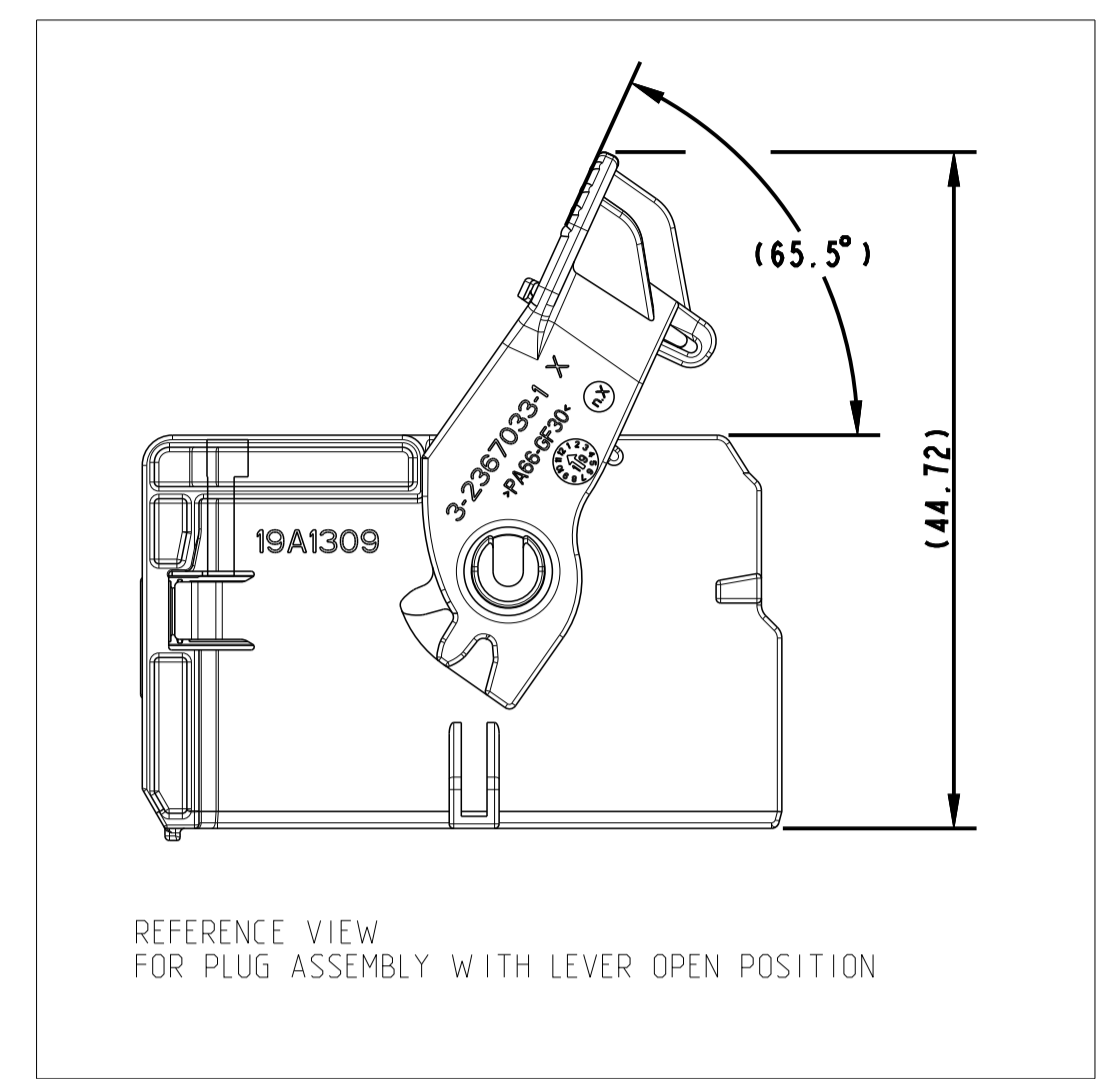
SEE DETAIL B



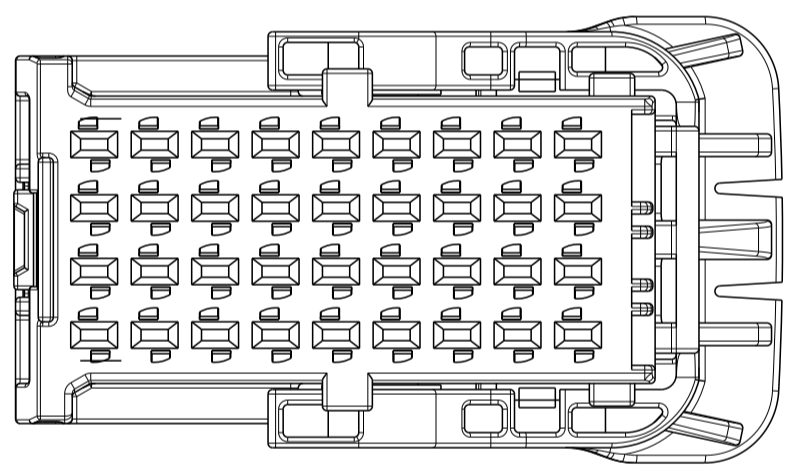
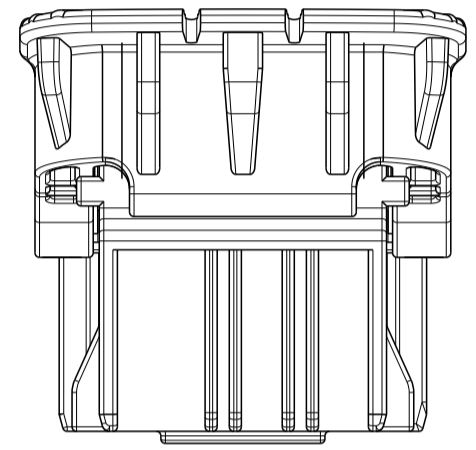
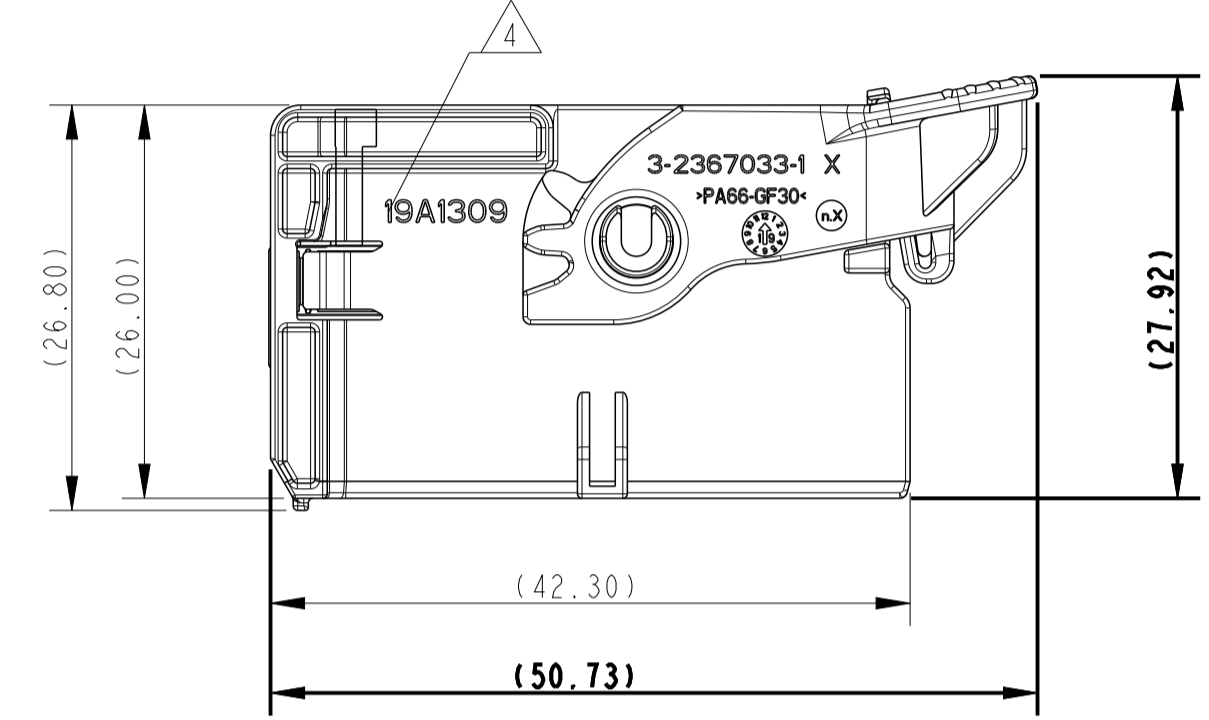
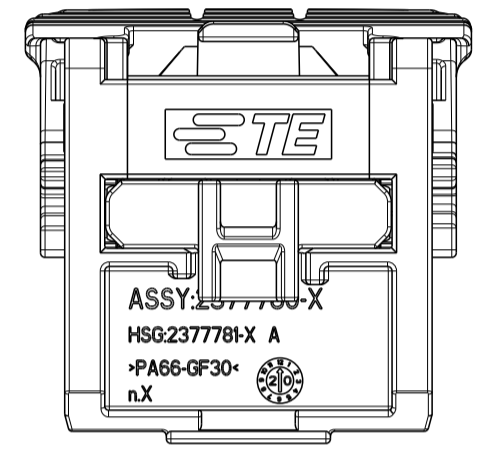
DETAIL B
SCALE 8:1



DELIVERY CONDITION
LEVER IN LOCKED POSITION



REFERENCE VIEW
FOR PLUG ASSEMBLY WITH LEVER OPEN POSITION



NOTES:

- THIS PLUG MATES WITH TAB 2377783-X. (X=1, 2, 3, 4, 5, 6 FOR VARIOUS CODE).
- MATERIAL: SEE TABLE.
- IDENTIFICATION FOR CABLE PINOUT.
- DATE CODE: IDENTIFIES THE YEAR, MONTH, DAY AND HOUR OF ASSEMBLY.
SUCH AS :19A1309
19: YEAR. FIRST AND SECOND DIGITS (19=2019)
A: MONTH, THIRD DIGIT, EXCLUDING 1. A=JAN, B=FEB, C=MARCH...H=AUGUST, J=SEPTEMBER...
13: DAY. FOURTH AND FIFTH DIGITS(14=14th DAY)
09: HOUR. SIXTH AND SEVENTH DIGITS(11=11AM)
- INSTALL LEVER AND SECOND LOCK ONTO HOUSING AS SHOWN.
THE ASSEMBLY PROCESS MUST NOT DAMAGE HOUSING AND SECOND LOCK AND LEVER.
- VERIFY THE SECOND LOCK SEATED ON PRE-LOCK POSITION FOR DELIVERY.
PULL SECOND LOCK TO PRE-LOCK BEFORE TERMINAL INSERTION IN CASE OF SECOND LOCK BEING HIT TO END-LOCK POSITION.
- REFER TO 114-18386, FOR MCP 1.5K CONTACT SYSTEM APPLICATION SPECIFICATION.
APPLICABLE TERMINAL PART NUMBERS AND WIRE SIZE SHOWN AS BELOW FOR RECOMMEND.
CONSULT TE CONNECTIVITY FOR MORE APPLICATION INFORMATION.

1534334-1	TIN	1.5	Ø2.2-Ø2.4
1241374-1	TIN	0.5-1.0	Ø1.4-Ø2.1
TERMINAL PN	TERMINAL PLATING	WIRE SIZE (mm ²)	WIRE INSULATION OD (mm)

1-2377780-1 CODE A RIBS 1+2+6+8	1-2377780-2 CODE B RIBS 3+4+6+8	1-2377780-3 CODE C RIBS 1+4+6+8	1-2377780-4 CODE D RIBS 2+3+6+8	1-2377780-5 CODE E RIBS 1+2+6+7	1-2377780-6 CODE F RIBS 3+4+6+7

1	1	1	1	1	1	LEVER B	PA66-GF30	ORANGE	3	
1	1	1	1	1	1	SECOND LOCK	PA66-GF30	YELLOW	2	
1						HOUSING.CODE F	PA66-GF30	ORANGE	1	
	1					HOUSING.CODE E	PA66-GF30	GREY		
		1				HOUSING.CODE D	PA66-GF30	BLUE		
			1			HOUSING.CODE C	PA66-GF30	GREEN		
				1		HOUSING.CODE B	PA66-GF30	PURPLE		
					1	HOUSING.CODE A	PA66-GF30	BROWN		
1-6	1-5	1-4	1-3	1-2	1-1	DESCRIPTION	MATERIAL	COLOUR	ITEM NO	
F	E	D	C	B	A	CODING				
A	A	A	A	A	A	REVISION OF EACH ASSY NO (WHEN BLANK, USE DWG REVISION)				
17.98	17.98	17.98	17.98	17.98	17.98	WEIGHT OF EACH ASSY NO (g)				
QTY REQD PER ASSY							PARTS LIST			

THIS DRAWING IS A CONTROLLED DOCUMENT.

APPROVED: **TE Connectivity**

DATE: 23AUG2020

NAME: 36POS, MCP 1.5K, PLUG HSG ASSY

PRODUCT SPEC: 108-18957

APPLICATION SPEC: 114-160127

WEIGHT: -

CUSTOMER DRAWING

SCALE: 2:1

SHEET 2 OF 2

REV A6