

280633 ✓ ACTIVE

AMPMODU | AMPMODU IV/V

TE Internal #: 280633

Housing, Plug, Wire-to-Board, 10 Position, .1 in [2.54 mm]

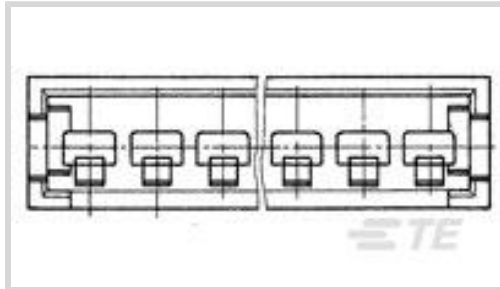
Centerline, Crimp, 1 Row, Black, Mating Retention, Wire & Cable,

Signal, AMPMODU IV/V

[View on TE.com >](#)



Connectors > PCB Connectors > Wire-to-Board Connectors > Wire-to-Board Connector Assemblies & Housings



Connector Product Type: **Housing**

Connector & Housing Type: **Plug**

Connector System: **Wire-to-Board**

Number of Positions: **10**

Centerline (Pitch): **2.54 mm [.1 in]**

## Features

### Product Type Features

Connector Product Type	Housing
Connector & Housing Type	Plug
Connector System	Wire-to-Board
Connector & Contact Terminates To	Wire & Cable

### Configuration Features

Number of Positions	10
Number of Rows	1

### Body Features

Primary Product Color	Black
-----------------------	-------

### Contact Features

Contact Layout	Inline
Contact Type	Pin
Contact Current Rating (Max)	3 A

### Termination Features

Termination Method to Wire & Cable	Crimp
------------------------------------	-------

### Mechanical Attachment

Panel Mount Feature	Without
PCB Mount Retention	With



Mating Retention Type	Lock
Mating Retention	With
Connector Mounting Type	Cable Mount (Free-Hanging)

### Housing Features

Housing Entry Configuration	Both Ends Closed
Housing Material	LCP (Liquid Crystal Polymer)
Centerline (Pitch)	2.54 mm[.1 in]

### Dimensions

Connector Length	7.1 mm
Connector Height	3.1 mm[.12 in]
Row-to-Row Spacing	2.54 mm[.1 in]

### Usage Conditions

Operating Temperature Range	-40 – 80 °C[-40 – 176 °F]
-----------------------------	---------------------------

### Operation/Application

Circuit Application	Signal
---------------------	--------

### Industry Standards

Glow Wire Rating	Standard Part - Not Glow Wire
UL Flammability Rating	UL 94V-0

### Packaging Features

Packaging Quantity	1000
Packaging Method	Bag

### Product Compliance

[For compliance documentation, visit the product page on TE.com>](#)

EU RoHS Directive 2011/65/EU	Compliant
EU ELV Directive 2000/53/EC	Compliant
China RoHS 2 Directive MIIT Order No 32, 2016	No Restricted Materials Above Threshold
EU REACH Regulation (EC) No. 1907/2006	Current ECHA Candidate List: JUNE 2023 (235) Candidate List Declared Against: JUNE 2023 (235) Does not contain REACH SVHC
Halogen Content	Low Halogen - Br, Cl, F, I < 900 ppm per homogenous material. Also BFR/CFR/PVC

Free

Solder Process Capability

Not applicable for solder process capability

Product Compliance Disclaimer

This information is provided based on reasonable inquiry of our suppliers and represents our current actual knowledge based on the information they provided. This information is subject to change. The part numbers that TE has identified as EU RoHS compliant have a maximum concentration of 0.1% by weight in homogenous materials for lead, hexavalent chromium, mercury, PBB, PBDE, DBP, BBP, DEHP, DIBP, and 0.01% for cadmium, or qualify for an exemption to these limits as defined in the Annexes of Directive 2011/65/EU (RoHS2). Finished electrical and electronic equipment products will be CE marked as required by Directive 2011/65/EU. Components may not be CE marked. Additionally, the part numbers that TE has identified as EU ELV compliant have a maximum concentration of 0.1% by weight in homogenous materials for lead, hexavalent chromium, and mercury, and 0.01% for cadmium, or qualify for an exemption to these limits as defined in the Annexes of Directive 2000/53/EC (ELV). Regarding the REACH Regulation, the information TE provides on SVHC in articles for this part number is based on the latest European Chemicals Agency (ECHA) 'Guidance on requirements for substances in articles' posted at this URL: <https://echa.europa.eu/guidance-documents/guidance-on-reach>

### Compatible Parts




TE Part # CAT-F439-P65254  
2.54mm FFC Connectors Pin Contacts




TE Part # 280362  
AMPMODU II REC. HSG, SINGLE ROW, 10 POS.


### Also in the Series | AMPMODU IV/V




Automotive Housings(1)



Backplane Connector Housings(1)




Connector Caps & Covers(18)




Connector Contacts(322)



Connector Hardware(13)



Connector Strain Relief(3)




Insertion & Extraction Tools(4)




PCB Headers & Receptacles(931)



Rectangular Connector Housings(5)


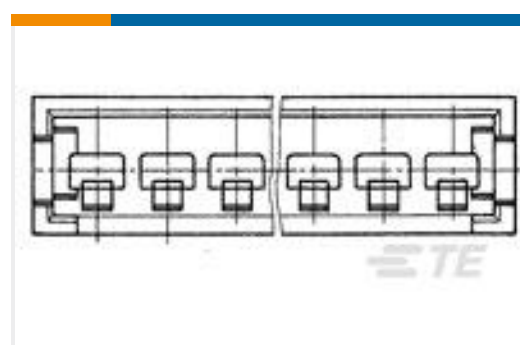

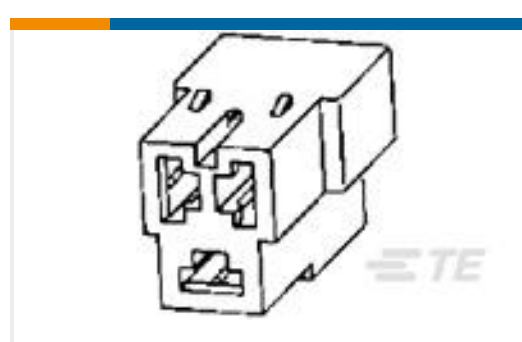


Standard Rectangular Connectors(8)



Wire-to-Board Connector Assemblies &amp; Housings(444)

## Customers Also Bought

TE Part #86561-6  
ROUND WIRE PIN L.P.TE Part #280522-2  
2X12P MODU II SHRD HDR, RT ANG, AUTE Part #5103309-6  
A/L LOW PRO HDR 26P VERT BLACKTE Part #280360  
AMPMODU II REC. HSG, SINGLE ROW 6 POSTE Part #826632-3  
3P AMPMODU II PIN HDR.TE Part #280629  
AMPMODU II COSI PIN HSG, SGL ROW, 4 POS.TE Part #794606-1  
MICRO MNL RPT CNT STRIP 20-24TE Part #280001-9  
250 FASTON, REC., 14-17 AWG, TPBRTE Part #180941-5  
FF 250 REC HSG 3P NYLON BLACK

## Documents

### Product Drawings

[AMPMODU II COSI PIN HSG, SGL ROW, 10 POS](#)

English

### CAD Files

[3D PDF](#)

[3D](#)

[Customer View Model](#)

[ENG\\_CVM\\_CVM\\_280633\\_J.2d\\_dxf.zip](#)



English

Customer View Model

[ENG\\_CVM\\_CVM\\_280633\\_J.3d\\_igs.zip](#)

English

Customer View Model

[ENG\\_CVM\\_CVM\\_280633\\_J.3d\\_stp.zip](#)

English

**3D PDF**

English

Customer View Model

[ENG\\_CVM\\_280633\\_H2.3d\\_igs.zip](#)

English

Customer View Model

[ENG\\_CVM\\_280633\\_H2.3d\\_stp.zip](#)

English

Customer View Model

[ENG\\_CVM\\_280633\\_H2.2d\\_dxf.zip](#)

English

By downloading the CAD file I accept and agree to the [Terms and Conditions](#) of use.

## Product Specifications

[Product Specification](#)

English