



AMP | AMPSEAL 16

TE Internal #: 2320924-2

Housing for Female Terminals, Wire-to-Wire / Wire-to-Device, 8 Position, .177 in [4.5 mm] Centerline, Sealable, Gray, Wire & Cable, AMPSEAL 16

[View on TE.com >](#)

Connectors > Automotive Connectors > Automotive Housings > AMPSEAL 16 Housings



Connector System: **Wire-to-Device, Wire-to-Wire**

Number of Positions: **8**

Connector & Housing Type: **Housing for Female Terminals**

Centerline (Pitch): **4.5 mm [.177 in]**

Sealable: **Yes**

[All AMPSEAL 16 Housings \(226\)](#)

Features

Product Type Features

Mixed & Hybrid Connector	No
Connector Shape	Rectangular
Connector System	Wire-to-Device, Wire-to-Wire
Connector & Housing Type	Housing for Female Terminals
Sealable	Yes
Connector & Contact Terminates To	Wire & Cable
Primary Locking Feature	Integrated in Housing

Configuration Features

Blank Cavity Position	0
Number of Positions	8
Number of Rows	2

Electrical Characteristics

--	--



Operating Voltage	250 VAC
-------------------	---------

Nominal Voltage Architecture	12 V
------------------------------	------

Body Features

Cable Exit Angle	180°
------------------	------

Primary Product Color	Gray
-----------------------	------

Connector & Keying Code	2
-------------------------	---

Contact Features

Contact Size	Size 16
--------------	---------

Contact Type	Socket
--------------	--------

Mating Pin Diameter	1.59 mm [.062 in]
---------------------	-------------------

Contact Current Rating (Max)	13 A
------------------------------	------

Mechanical Attachment

Terminal Position Assurance	Yes
-----------------------------	-----

Strain Relief	Add By Accessory
---------------	------------------

Mating Alignment Type	Keyed
-----------------------	-------

Mating Alignment	With
------------------	------

Connector Mounting Type	Cable Mount (Free-Hanging)
-------------------------	----------------------------

Housing Features

Housing Material	PBT GF
------------------	--------

Centerline (Pitch)	4.5 mm [.177 in]
--------------------	------------------

Dimensions

Connector Height	31.5 mm [1.24 in]
------------------	-------------------

Product Width	29.33 mm [1.155 in]
---------------	---------------------

Product Length	36.8 mm [1.449 in]
----------------	--------------------

Row-to-Row Spacing	5.3 mm [.209 in]
--------------------	------------------

Usage Conditions

Operating Temperature (Max)	150 °C [302 °F]
-----------------------------	-----------------

Operating Temperature Range	-40 – 150 °C [-40 – 302 °F]
-----------------------------	-----------------------------

Operation/Application

Circuit Application	Power, Signal
---------------------	---------------

Industry Standards

Degree of Protection	IP67
----------------------	------



UL Flammability Rating UL 94V-0

Packaging Features

Packaging Method Box

Other

Serviceable Yes

Connector Position Assurance Capable Yes

Product Compliance

[For compliance documentation, visit the product page on TE.com>](#)

EU RoHS Directive 2011/65/EU Compliant

EU ELV Directive 2000/53/EC Compliant

China RoHS 2 Directive MIIT Order No 32, 2016 No Restricted Materials Above Threshold

EU REACH Regulation (EC) No. 1907/2006 Current ECHA Candidate List: JUNE 2023 (235)
Candidate List Declared Against: JUNE 2023 (235)
SVHC > Threshold:
Octamethylcyclotetrasiloxane (D4) (.5% in Component part)
Decamethylcyclopentasiloxane (D5) (.5% in Component part)
Dodecamethylcyclohexasiloxane (D6) (.5% in Component part)

Article Safe Usage Statements:
Wash thoroughly after handling. Recycle if possible and dispose of the article by following all applicable governmental regulations relevant to your geographic location.

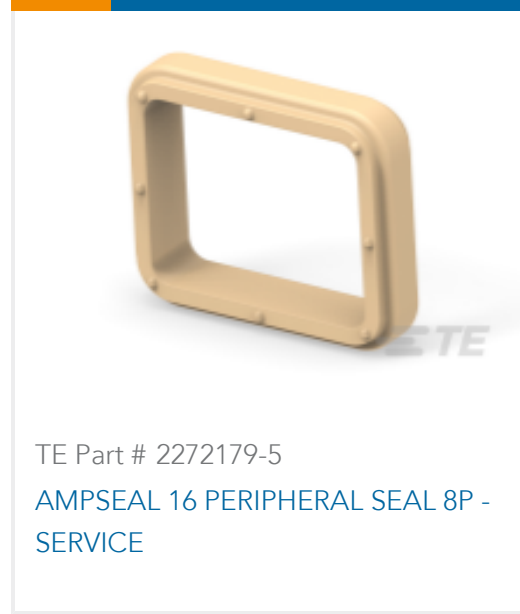
Halogen Content Not Low Halogen - contains Br or Cl > 900 ppm.

Solder Process Capability Not reviewed for solder process capability





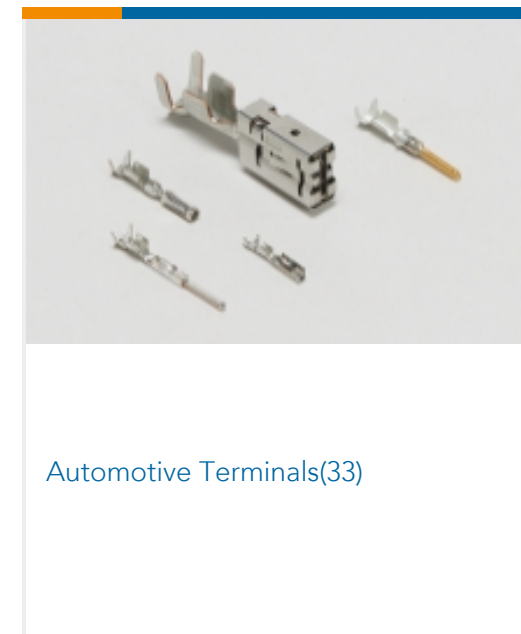
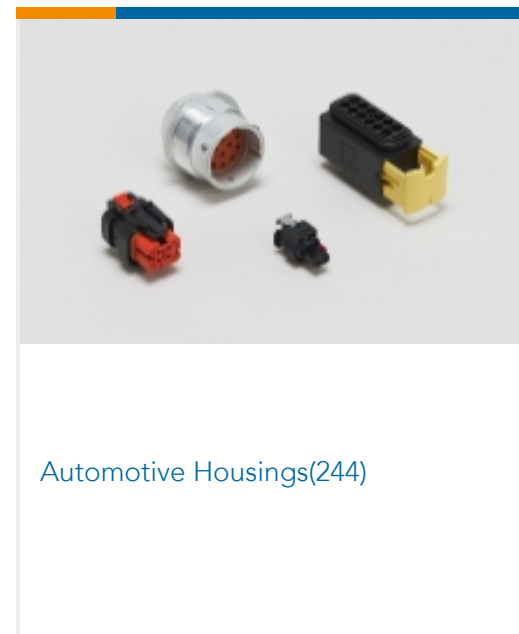
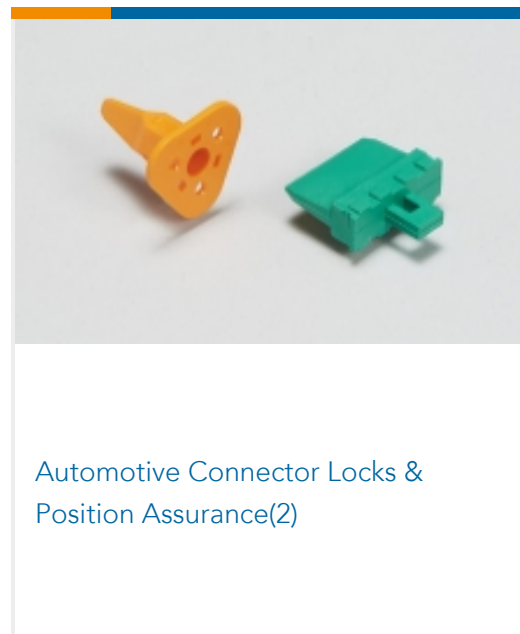

Product Compliance Disclaimer

This information is provided based on reasonable inquiry of our suppliers and represents our current actual knowledge based on the information they provided. This information is subject to change. The part numbers that TE has identified as EU RoHS compliant have a maximum concentration of 0.1% by weight in homogenous materials for lead, hexavalent chromium, mercury, PBB, PBDE, DBP, BBP, DEHP, DIBP, and 0.01% for cadmium, or qualify for an exemption to these limits as defined in the Annexes of Directive 2011/65/EU (RoHS2). Finished electrical and electronic equipment products will be CE marked as required by Directive 2011/65/EU. Components may not be CE marked. Additionally, the part numbers that TE has identified as EU ELV compliant have a maximum concentration of 0.1% by weight in homogenous materials for lead, hexavalent chromium, and mercury, and 0.01% for cadmium, or qualify for an exemption to these limits as defined in the Annexes of Directive 2000/53/EC (ELV). Regarding the REACH Regulation, the information TE provides on SVHC in articles for this part number is based on the latest European Chemicals Agency (ECHA) 'Guidance on requirements for substances in articles' posted at this URL: <https://echa.europa.eu/guidance-documents/guidance-on-reach>

Compatible Parts



Also in the Series | AMPSEAL 16



Customers Also Bought



TE Part #788189-2
CPC 17-3 RCPT ASY, REV SEX



TE Part #2-330648-1
PIDG 22-16 22-18 MIL R 4; TAPE



TE Part #2177090-3
STEEL, OUTER FERRULE, 8MM HV,
25SQMM



TE Part #1-1633961-2
CRIMPER, INSULATION F PREMIUM
25SQMM




TE Part #1587940-3
CABLE SEAL RETAINER, SIZE C




TE Part #2103013-3
CABLE SEAL RETAINER, SIZE 2, OR,
HVA280



TE Part #2208669-3
8MM HV, CONTACT, ASSY



TE Part #4-1633932-0
ANVIL, COMBINATION



TE Part #464291-5
ANVIL, SAND-BLASTED 12-10



TE Part #YHV280-2PM-P-4MM-B
HVA280-2pnm, pass, 4sqmm, Key B

Documents

Product Drawings

8POS, AMPSEAL 16, SOC HSG ASSY, SLD, COD 2

English

CAD Files

3D PDF

3D

Customer View Model

[ENG_CVM_CVM_2320924-2_A.2d_dxf.zip](#)

English

Customer View Model

[ENG_CVM_CVM_2320924-2_A.3d_igs.zip](#)

English

Customer View Model

[ENG_CVM_CVM_2320924-2_A.3d_stp.zip](#)

English

By downloading the CAD file I accept and agree to the [Terms and Conditions](#) of use.

Product Specifications



Application Specification

English