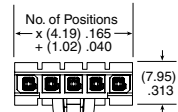


| SERIES | PINS PER ROW | WIRE GAUGE | K | ASSEMBLED LENGTH | END OPTION | LATCH OPTION |
|--|--|------------------------------------|-----------------------------------|---|--|---|
| PMSD = Double Row PVC Cable | -02, | -16 | -K = Keyed Polarization | -"XX.XX" = Wire length in inches (88.90 mm) 03.50" min. | -S = Single Ended | -LUS = Plastic Latch up, straight |
| PMSDT = Double Row Blue *Teflon™ Fluoropolymer Cable (24 AWG only) | -03, -04, | -18 | | | -D = Double Ended (Latch Required) | -LDS = Plastic Latch down, straight |
| PMSS = Single Row PVC Cable | -05, -08, | -206 (20 AWG/ 600 volts) | | | | -LUX* = Plastic Latch up, crossed |
| PMSST = Single Row Blue *Teflon™ Fluoropolymer Cable (24 AWG) | -10, -15* (Standard sizes) *Only available for double row | -22 | | | | -LDX* = Plastic Latch down, crossed |
| | | -24 | | | | *(PMSD/PMSDT only) |

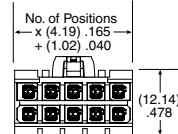
PMSD, PMSDT, PMSS, PMSST
Board Mates:
IPBT

SPECIFICATIONS

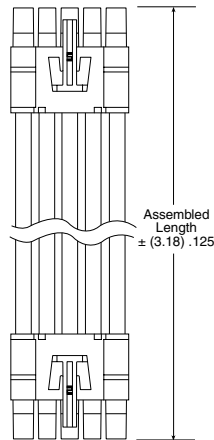
Insulator Material: Valox 457
Contact Material: Phosphor Bronze
Plating: Sn over 50 μ" (1.27 μm) Ni
Operating Temp Range: -10 °C to +105 °C (PVC)
 -40 °C to +105 °C (Teflon™ Fluoropolymer)



PMSD/PMSST



PMSS/PMSSD



| PMSD/IPBT | | |
|------------|--------------------------|-------------------------|
| WIRE GAUGE | CURRENT RATING (PER PIN) | VOLTAGE RATING |
| 16 AWG | *10.3 A | 424 VAC/600 VDC (PVC) |
| 18 AWG | *8.8 A | |
| 22 AWG | *5.7 A | 300 VAC/424 VDC (PVC) |
| 24 AWG | *5.2 A | 424 VAC/600 VDC (PVC) |
| | | 300 VAC/424 VDC (PMSXT) |

*2 PINS POWERED


*Teflon™ is a trademark of The Chemours Company FC, LLC used under license by Samtec.

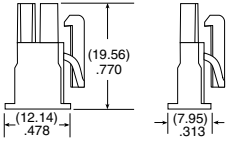
Notes: Teflon™ Fluoropolymer cable is intended for crimp only. Contact Samtec for solderable cable applications.

For wiring option information refer to drawing on web.

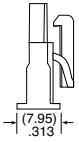
View complete specifications at: samtec.com?PMSD, samtec.com?PMSDT, samtec.com?PMSS & samtec.com?PMSST

| IPBD | POSITIONS PER ROW | ROW OPTION | K | SERIES | WIRE GAUGE | 01 | T | SP |
|------|--|--|-----------------------------------|---|--|----|--------------------|----|
| | -02, -03, -04, -05, -08, -10, -15 (Standard sizes) | -S = Single Row -D = Double Row | -K = Keyed Polarization | CC69L = Contact, Loose CC69R = Contact, Full Reel (4,000 Parts per Reel) | -2024 = 20 to 24 AWG -1620 = 16 to 20 AWG | | -T = Tin | |




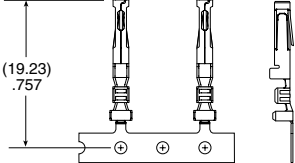


-D



-S





TOOLING

Hand Tool: CAT-HT-169-1620-13 (16-20 AWG)
 Hand Tool: CAT-HT-169-2024-13 (20-24 AWG)

Mini Applicator: CAT-MC-169-1620-XX-02 (16-20 AWG)
 Mini Applicator: CAT-MC-169-2024-XX-01 (20-24 AWG)
 Extraction Tool: CAT-EX-169-01

Note: Some lengths, styles and options are non-standard, non-returnable.

View complete specifications at: samtec.com?IPBD, samtec.com?CC69L & samtec.com?CC69R