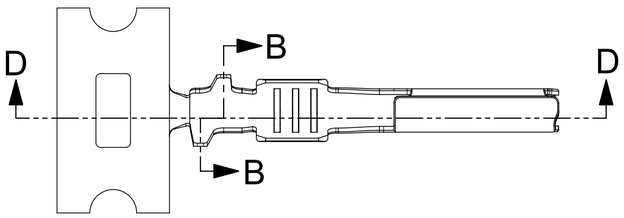

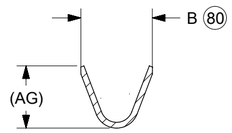

SECTION B-B

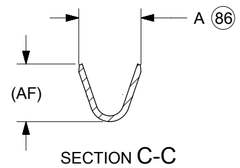

SECTION C-C

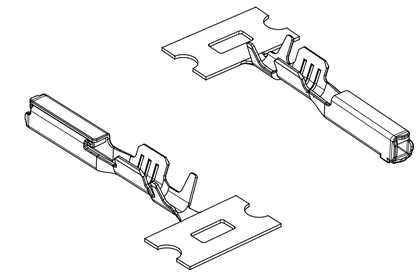

ISO VIEWS
SCALE 3:1

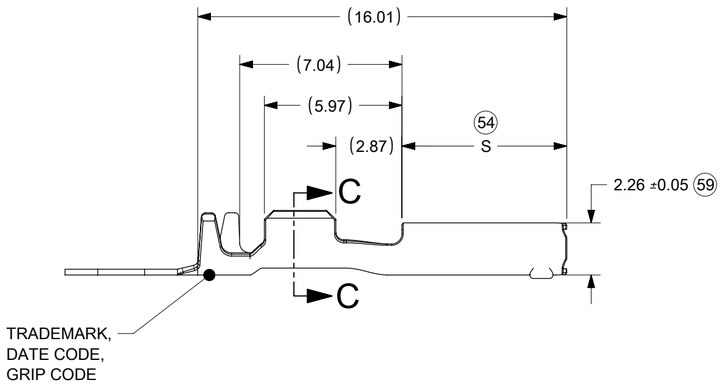

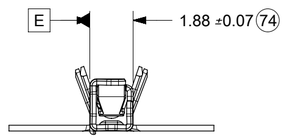

NOTES: (UNLESS OTHERWISE SPECIFIED)

1. MATERIALS: SEE TABLE

2. PACKAGING SPECIFICATION: PK-31300-516
AND PK-30907-759

3. CRIMPING PER APPLICATION SPECIFICATION AS-33468-002

4. CRIMPED LEAD MEETS THE FOLLOWING:
4.1. SAE/USCAR-21, MAY 2002
4.2. SAE/USCAR-2, REV. 3, APRIL 2001
4.3. SAE/USCAR-12, REV. 2
4.4. GMW #3191 AUGUST 22, 2000 (DRAFT)
TEMPERATURE CLASS 3, APPLIES ONLY TO Au PARTS

5. PLATING NOTES:

5.1 TIN PLATING (ENTIRE TERMINAL)

5.1.1 ELECTRO REFLOW 1.90 - 3.30 MICROMETERS TIN OVER 0.25 - 0.76 MICROMETERS NICKEL

5.2 GOLD PLATING

5.2.1 UNDERPLATE OVERALL 1.25-2.25 MICROMETERS DUCTILE SULPHAMATE NICKEL

5.2.2 ELECTRODEPOSITED GOLD 0.76 - 1.5 MICROMETERS IN CONTACT AREAS

5.2.3 ELECTRODEPOSITED TIN MATTE FINISH 2.5 - 4.0 MICROMETERS IN CRIMP AREA

5.3 SILVER PLATING

5.3.1 UNDERPLATE OVERALL 1.25-2.25 MICROMETERS DUCTILE SULPHAMATE NICKEL

5.3.2 ELECTRODEPOSITED PURE SILVER 99.5% PURITY SEMI-BRIGHT FINISH WITH NO BRIGHTENERS OR CHROMATES 1.9 - 3.3 MICROMETERS IN CONTACT AREAS

5.3.3 ANTI-TARNISH TREATMENT FOR SILVER PLATED AREA: SYNTHETIC HYDROCARBON CONTACT SURFACE FINISH OR EQUIVALENT

5.3.4 ELECTRODEPOSITED TIN MATTE FINISH 2.5 - 4.0 MICROMETERS IN CRIMP AREA

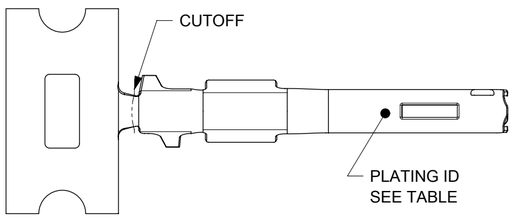

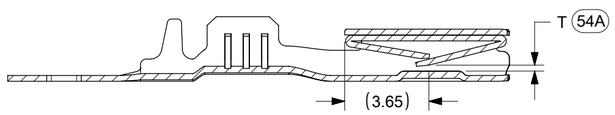

SECTION D-D

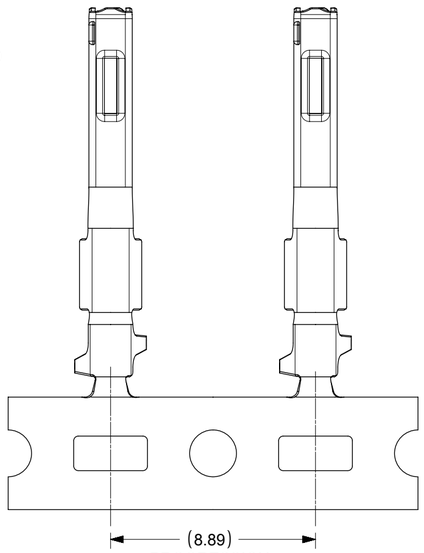

PROGRESSION

WIRE SIZE	GRIP CODE	PART NUMBER	REEL PAYOFF DIRECTION	DIM A	DIM B	DIM S	DIM T	DIM AF	DIM AG	BASE MATERIAL	PLATING ID
0.35 mm²	A	33468-0021	D	2.3	2.8	7.15 ±0.10	0.26 ±0.07	(2.1)	(2.5)	COPPER ALLOY	Sn Lead Free
		33468-0022	B								
		33467-0021	D	2.3	2.8	6.97-7.27	0.26 ±0.07	(2.1)	(2.5)	COPPER ALLOY	Au Lead Free
		33467-0022	B								
		34736-0025	D								Ag Lead Free
		34736-0026	B								
0.5-0.75 mm²	B	33468-0023	D	2.7	3.1	7.15 ±0.10	0.26 ±0.07	(2.5)	(2.7)	COPPER ALLOY	Sn Lead Free
		33468-0024	B								
		33467-0023	D	2.7	3.1	6.97-7.27	0.26 ±0.07	(2.5)	(2.7)	COPPER ALLOY	Au Lead Free
		33467-0024	B								
		34736-0027	D								Ag Lead Free
		34736-0028	B								

SYMBOLS
FA = 0
FC = 0
FD = 0
S = 0
▼ = 0
C = 0
☒ = 0
■ = 0
V = 0

DIMENSION UNITS: mm
SCALE: 5:1

GENERAL TOLERANCES (UNLESS SPECIFIED)

ANGULAR TOL	±	3
4 PLACES	±	
3 PLACES	±	
2 PLACES	±	0.10
1 PLACE	±	0.3
0 PLACES	±	

DRAFT WHERE APPLICABLE MUST REMAIN WITHIN DIMENSIONS

THIS DRAWING CONTAINS INFORMATION THAT IS PROPRIETARY TO MOLEX ELECTRONIC TECHNOLOGIES, LLC AND SHOULD NOT BE USED WITHOUT WRITTEN PERMISSION

CURRENT REV DESC:

EC NO: 601885
DRWN: NVENKATESHSH 2018/06/01
CHK'D: JPRUNEAU 2018/08/09
APPR: TOMSMITH 2018/08/13

INITIAL REVISION:
DRWN: KFERGUSON 2011/10/04
APPR: BMOSER 2011/11/01

THIRD ANGLE PROJECTION
DRAWING: C-SIZE
SERIES: 33468

molex

MX64 ISO
RECEPTACLE TERMINAL

PRODUCT CUSTOMER DRAWING

DOCUMENT NUMBER	DOC TYPE	DOC PART	REVISION
SD-33468-002	PSD	001	B1

MATERIAL NUMBER	CUSTOMER	SHEET NUMBER
SEE TABLE	GENERAL MARKET	1 OF 1

DOCUMENT STATUS	P1	RELEASE DATE	2018/08/13 12:08:32

FORMAT: master-tb-prod-C
REVISION: H
DATE: 2018/01/18