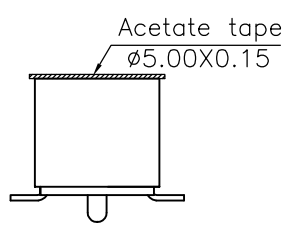
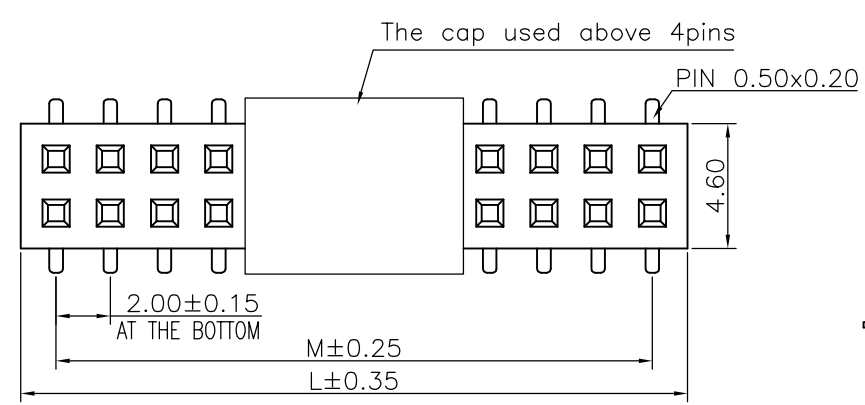


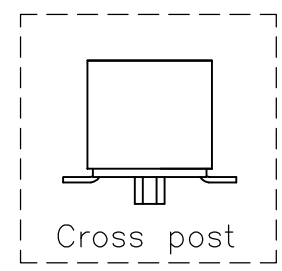
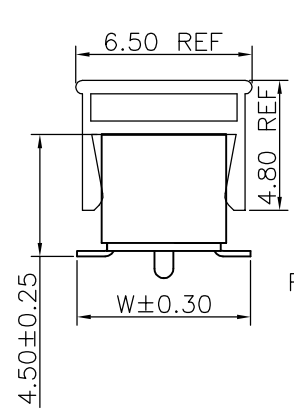
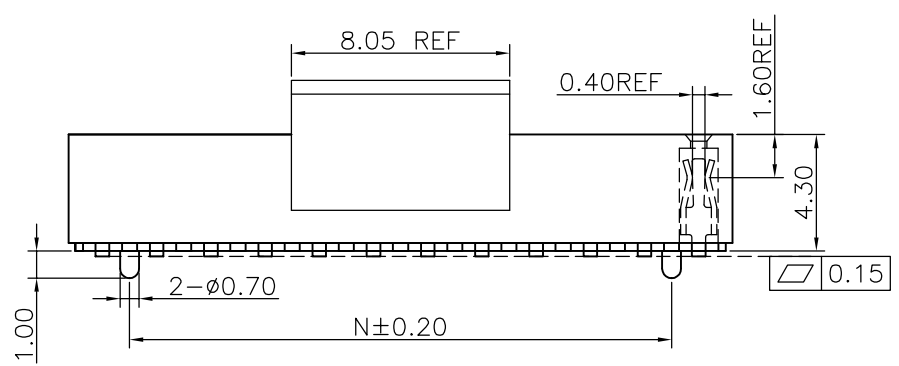
1 2 3 4 5 6 7 8 9

F
E
D
C
B
A

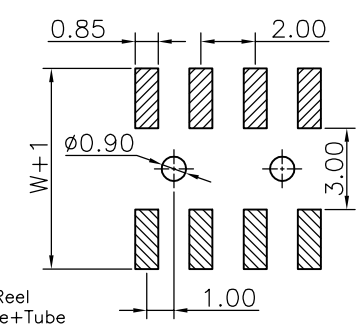
F
E
D
C
B
A



Specifications
 Current Rating:2.0Amp
 Insulation Resistance:1000MΩMin.
 Dielectric Withstanding Voltage:500VAC
 Contact Resistance:20mΩMax.
 Operating Temperature:-40°C to +105°C
 Materials
 Contact Material:Phosphor Bronze
 Insulator Material:
 Nylon(High temperature resistance),
 LCP(High temperature resistance),
 UL 94V-0
 All materials must meet Greenconn
 hazardous substances control standards.



Recommended P.C.Board Layout
 (Tolerance:±0.05)



No. of PIN/ROW	Dimension Information		
	M	L	N
02	2.00	4.60	--
03	4.00	6.60	2.00
04	6.00	8.60	4.00
05	8.00	10.60	6.00
06	10.00	12.60	8.00
07	12.00	14.60	10.00
08	14.00	16.60	12.00
09	16.00	18.60	14.00
10	18.00	20.60	16.00
11	20.00	22.60	18.00
12	22.00	24.60	20.00
13	24.00	26.60	22.00
14	26.00	28.60	24.00
15	28.00	30.60	26.00
16	30.00	32.60	28.00
17	32.00	34.60	30.00
18	34.00	36.60	32.00
19	36.00	38.60	34.00
20	38.00	40.60	36.00
21	40.00	42.60	38.00
22	42.00	44.60	40.00
23	44.00	46.60	42.00
24	46.00	48.60	44.00
25	48.00	50.60	46.00
26	50.00	52.60	48.00
27	52.00	54.60	50.00
28	54.00	56.60	52.00
29	56.00	58.60	54.00
30	58.00	60.60	56.00
31	60.00	62.60	58.00
32	62.00	64.60	60.00
33	64.00	66.60	62.00
34	66.00	68.60	64.00
35	68.00	70.60	66.00
36	70.00	72.60	68.00
37	72.00	74.60	70.00
38	74.00	76.60	72.00
39	76.00	78.60	74.00
40	78.00	80.60	76.00

Ordering Information

CSFC201 - XX XX X XXX C 1 S X

Plastic specifications
 1=Single row
 2=Dual row
 3=Tripe row
 4=Quadruple

Water code

Positioning column information
 A=No locating post
 B=Round post
 C=Cross post

Pin length
 See the drawing

Color
 1=Black
 2=White
 3=Yellow
 E=Beige

Packing code
 A=Box
 B=Tray
 C=Tube
 D=Tape&Reel
 E=Cap+Tube
 F=Cap+Tape&Reel
 G=Acetate Tape+Tube
 H=Acetate Tape+Tape&Reel

No. of Pins per Row
 02~40

Plating code
 01=Tin
 02=Gold Flash
 05=Gold Flash/Tin
 22=Matte Tin

Insulator Material
 R=Nylon(Halogen Free)
 C=LCP

Contact Material
 A/S/K/T=Phosphor Bronze

格稜股份有限公司
Greenconn Corporation

REV. 01	UNIT. mm	SCALE. 4:1	PAGE. 1/1	GENERAL TOLERANCE	DESIGNED:	DATE:	DWG. NO.	TITLE.
				X.*±5.0*			CSFC201-CBXXX	2.00 FEMALE HEADER DUAL ROWS SMT TYPE CONNECTOR
				X.±0.30	CHECKED:	DATE:		
				.X*±3.0*	CO SIGNED:	DATE:	PART NO.	
				.XX*±2.0*	APPROVED:	DATE:	CSFC201-XXXX BXXX X1SX	
				.XXX*±1.0*				

1 2 3 4 5 6 7 8 9