

Product Specification for Approval

WE ARE PLEASED IN SUBMITTING OUR SAMPLES WITH SPECIFICATION TO YOU FOR APPROVAL.

CUSTOMER	:	
DESCRIPTION	:	PLANAR INDUCTOR
MNC P/N	:	MHW1807SG2R0KA
VERSION	:	A0
CUSTOMER P/N	:	
ISSUED DATE	:	2020/6/9
PHOTO OF PRODUCT	:	
WEIGHT	:	8.75g
MADE IN	:	CHINA



APPROVED BY MNC		
PREPARED BY	CHECKED BY	APPROVED BY
Fanny	Renbo Zhu	Zhiliang Gong

APPROVED BY CUSTOMER
SIGNATURE OR STAMP

1. PLEASE SEND BACK US A COPY OF THE SPECIFICATION WITH YOUR STAMP OR SIGNATURE ONCE THE SAMPLES APPROVED.
2. IT WILL BE DEEMED THE SAMPLES TO BE APPROVED IF NO FEEDBACK.

东莞铭普光磁股份有限公司
 Add: Shipai Town, Dongguan City, Guangdong Province, China

TEL: +86-769-86921000
 FAX: +86-769-81701563



东莞铭普光磁股份有限公司
Dongguan Mentech Optical & Magnetic Co., Ltd.

HISTORY FOR REVISED SPECIFICATION

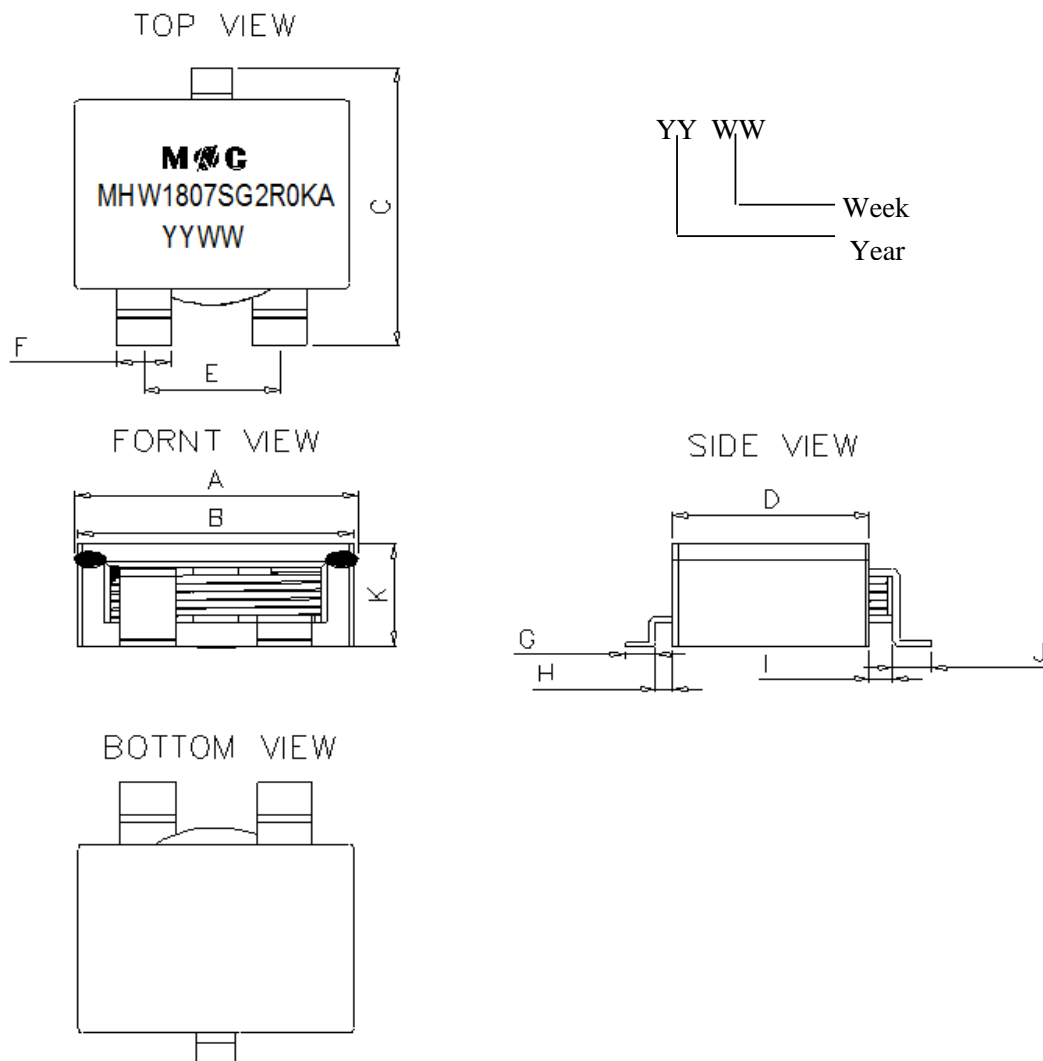
Part No. MHW1807SG2R0KA

INDEX

1. INDEX-----	1
2. CHANGE RECORD-----	1
3. MECHANICAL-----	2
4. SCHEMATIC-----	3
5. PACKING-----	4
6. MATERIAL LIST-----	5
7. RECOMMENDED SOLDERING PROFILE-----	6

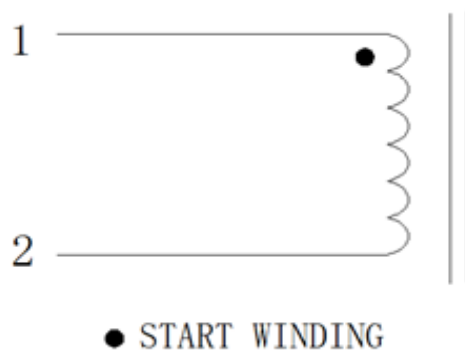
CHANGE RECORD

REV.	DESCRIPTION (Content or Reason For Change)	DATE	REVISOR
A0	Initial release	2020/6/9	Fanny

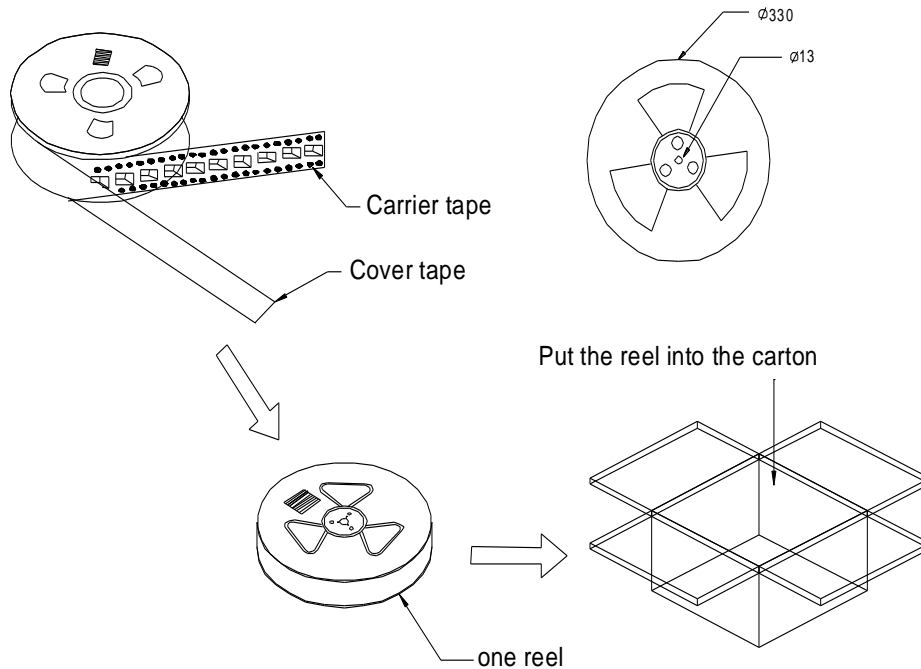
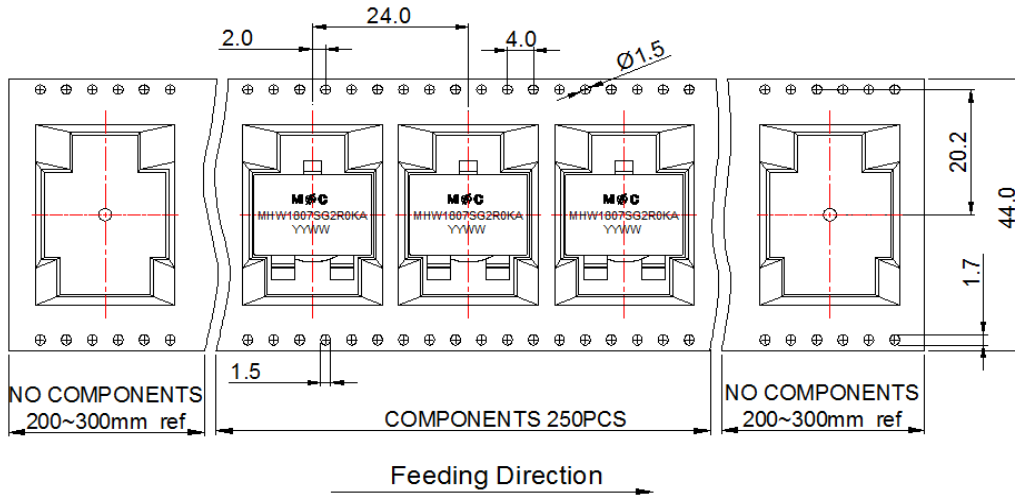
SPECIFICATION
Part No. MHW1807SG2R0KA
A. MECHANICAL: (UNITS: mm)

 1. Unless otherwise specified all tolerances are: $\pm 0.25\text{mm}$

2. All pin length don't include tin icicles

DIM	MILLIMETERS
A	19.00 Max
B	18.20 \pm 0.40
C	20.30 \pm 1.00
D	13.00 \pm 0.40
E	9.00 \pm 0.50
F	3.50 \pm 0.30
G	2.00 \pm 0.50
H	1.30 \pm 0.50
I	1.50 \pm 0.50
J	2.50 \pm 0.50
K	8.50 Max

SPECIFICATION
Part No. MHW1807SG2R0KA
B. SCHEMATIC :

C. ELECTRICAL SPECIFICATION @25°C

ITEM	SPECIFICATION	TEST CONDITION	TEST EQUIPMENT
L: 1-2	2.0uH±10%	100KHz,1V, 25 °C	WK3260B OR EQU.
Isat:1-2	32A (L drop 30%MAX)	100KHz,1V AT 25 °C	WK3260B+3265B
Irms:1-2	25.0A	100KHz,1V AT 25 °C	WK3260B+3265B
DC RESISTANCE: 1-2	3.0mΩ Max	25°C	TH2512B OR EQU.
Hi pot :Coil to core	300VDC	1mA,60S	TH9201S OR EQU
OPERATING TEMPERATURE RANGE	-40°C to 125°C(Including self temperature rise)		
STORAGE TEMPERATURE RANGE	-40°C to 125°C		

SPECIFICATION
Part No. MHW1807SG2R0KA
1. PACKING:
a. PACKAGING AS BELOW (ONLY FOR REFERENCE):

b. Q'TY:

250pcs/reel
5 reel/carton
1250 pcs/carton

c. LABEL:

REMARK:

ABOVE PACKING IS FOR YOUR REFERENCE ONLY, WHICH MIGHT BE CHANGED WITHOUT NOTICE.

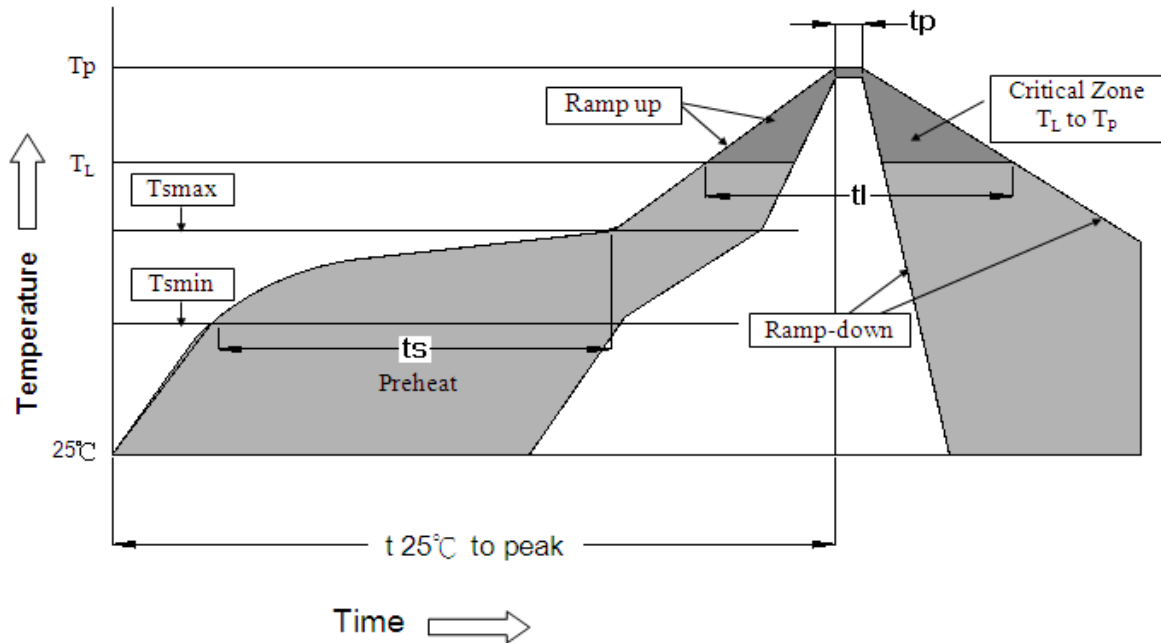
MATERIAL LIST
Part No. MHW1807SG2R0KA
BOM

MATERIAL LIST					
NO.	ITEM	MATERIAL	RATING	SUPPLIER OF MATERIAL	UL
1	CORE	Mn-Zn	-----	JIANUO	N/A
			-----	DMEGC	N/A
2	WIRE	SFT-EI/AIWJ	220°C	WELL ASCENT ELECTRONIC (GANZHOU) CO LTD	E318511
		@*xEI/AIW	220°C	ZHUHAI SUNTEK WIRE CO., LTD.	E234867
3	TERMIAL	C1100	-----	MINGSCHIN	N/A
		C1100	-----	TIANQI	N/A
4	EPOXY	6911 G2	150°C	MIANYANG WELLS	N/A
		2089	150°C	DONGGUANG CHENGGE INSULATION MATERIALS CO., LTD	N/A

RECOMMENDED SOLDERING PROFILE

Part No. MHW1807SG2R0KA

1. RECOMMENDED REFLOW SOLDERING PROFILE:



$T_L = 217^\circ\text{C}$

$T_p = 245^\circ\text{C}$

$t_s = 60-120\text{s}$ $T_s \text{ max} = 200^\circ\text{C}$ $T_s \text{ min} = 150^\circ\text{C}$

$t_l = 60-150\text{s}$ $t_p = 20-40\text{s}$ $T_{25^\circ\text{C to peak}} = 8\text{min max}$

Ramp up rate = 3°C/s max

Ramp down rate = 6°C/s max

*RoHS Compliant

*Solder Paste SAC 305 Sn 96.5/Ag 3.0/Cu 0.5

*Silkscreen thickness: 0.15mm Min

2. MOISTURE SENSITIVE LEVEL:

2.1. Level: 1

2.2. Shelf Life: Unlimited

2.3. Storage Condition: $\leq 30^\circ\text{C}/85\% \text{ RH}$