

SuperTVS –200W Transient Voltage Suppressor





1. Features

- IEC61000-4-2 ESD 30KV Air,30KV contact compliance
- SOD-123F surface mount package
- Protects one I/O line
- Peak power dissipation of 1000W under 8/20 waveform
- Low leakage current
- Working voltage: 5V~220V
- Solid-state silicon avalanche technology
- Lead Free/RoHS compliant.
- Solder reflow temperature: Pure Tin-Sn,260-270°C

2. Application

- Personal digital assistants (PDA)
- Cellular handsets & Accessories
- Portable devices
- Portable instrumentation
- Handhelds and notebooks
- Digital cameras

3. Marking Information

BI- directional	UNI-directional
	
	

4. Maximum Ratings

Ratings at 25° ambient temperature unless otherwise specified

Rating	Symbol	Value	Units
Peak pulse power dissipation at 10/1000us waveform	P _{PP}	200	W
Peak pulse current of at 10/1000us waveform	I _{PPM}	See Table	A
Steady state power dissipation at TA=50°C	P _{M(AV)}	1.0	W
Peak pulse power at 8/20us waveform	P _{PP}	1000	W
ESD voltage (Contact discharge)	V _{ESD}	± 30	kV
ESD voltage (Air discharge)		± 30	
Storage & operating temperature range	T _{STG} , T _J	-65 to 150	°C

SJD12X SERIES

Rev-1.1

5. Electrical Characteristics (TA=25°C)

Part Number	Part Number	Marking		Reverse Stand off Voltage V _R (Volts)	Breakdown Voltage V _{BR} (Volts) @ I _T		Test Current I _T (mA)	Maximum Clamping Voltage V _C @ I _{PP} (V)	Maximum Peak Pulse Current I _{PP} (A)	Maximum Reverse Leakage I _R @ V _R (μA)	ROHS2.0
					MIN	MAX					
Uni	Bi	Uni	Bi								
SJD12A05L01-ES	SJD12C05L01-ES	AE	WE	5	6.4	7	10	9.2	21.7	200	y
SJD12A06L01-ES	SJD12C06L01-ES	AG	WG	6	6.67	7.37	10	10.3	19.4	200	y
SJD12A6.5L01-ES	SJD12C6.5L01-ES	AK	WK	6.5	7.22	7.98	10	11.2	17.9	150	y
SJD12A07L01-ES	SJD12C07L01-ES	AM	WM	7	7.78	8.6	10	12	16.7	75	y
SJD12A7.5L01-ES	SJD12C7.5L01-ES	AP	WP	7.5	8.33	9.21	1	12.9	15.5	50	y
SJD12A08L01-ES	SJD12C08L01-ES	AR	WR	8	8.89	9.83	1	13.6	14.7	25	y
SJD12A8.5L01-ES	SJD12C8.5L01-ES	AT	WT	8.5	9.44	10.4	1	14.4	13.9	20	y
SJD12A09L01-ES	SJD12C09L01-ES	AV	WV	9	10	11.1	1	15.4	13	10	y
SJD12A10L01-ES	SJD12C10L01-ES	AX	WX	10	11.1	12.3	1	17	11.8	5	y
SJD12A11L01-ES	SJD12C11L01-ES	AZ	WZ	11	12.2	13.5	1	18.2	11	1	y
SJD12A12L01-ES	SJD12C12L01-ES	BE	XE	12	13.3	14.7	1	19.9	10.1	1	y
SJD12A13L01-ES	SJD12C13L01-ES	BG	XG	13	14.4	15.9	1	21.5	9.3	1	y
SJD12A14L01-ES	SJD12C14L01-ES	BK	XK	14	15.6	17.2	1	23.2	8.62	1	y
SJD12A15L01-ES	SJD12C15L01-ES	BM	XM	15	16.7	18.5	1	24.4	8.2	1	y
SJD12A16L01-ES	SJD12C16L01-ES	BP	XP	16	17.8	19.7	1	26	7.69	1	y
SJD12A17L01-ES	SJD12C17L01-ES	BR	XR	17	18.9	20.9	1	27.6	7.25	1	y
SJD12A18L01-ES	SJD12C18L01-ES	BT	XT	18	20	22.1	1	29.2	6.85	1	y
SJD12A20L01-ES	SJD12C20L01-ES	BV	XV	20	22.2	24.5	1	32.4	6.17	1	y
SJD12A22L01-ES	SJD12C22L01-ES	BX	XX	22	24.4	26.9	1	35.5	5.63	1	y
SJD12A24L01-ES	SJD12C24L01-ES	BZ	XZ	24	26.7	29.5	1	38.9	5.14	1	y
SJD12A26L01-ES	SJD12C26L01-ES	CE	YE	26	28.9	31.9	1	42.1	4.75	1	y
SJD12A28L01-ES	SJD12C28L01-ES	CG	YG	28	31.1	34.4	1	45.4	4.41	1	y
SJD12A30L01-ES	SJD12C30L01-ES	CK	YK	30	33.3	36.8	1	48.4	4.13	1	y
SJD12A33L01-ES	SJD12C33L01-ES	CM	YM	33	36.7	40.6	1	53.3	3.75	1	y
SJD12A36L01-ES	SJD12C36L01-ES	CP	YP	36	40	44.2	1	58.1	3.44	1	y
SJD12A40L01-ES	SJD12C40L01-ES	CR	YR	40	44.4	49.1	1	64.5	3.1	1	y
SJD12A43L01-ES	SJD12C43L01-ES	CT	YT	43	47.8	52.8	1	69.4	2.88	1	y
SJD12A45L01-ES	SJD12C45L01-ES	CV	YV	45	50	55.3	1	72.7	2.75	1	y
SJD12A48L01-ES	SJD12C48L01-ES	CX	YX	48	53.3	58.9	1	77.4	2.58	1	y
SJD12A51L01-ES	SJD12C51L01-ES	CZ	YZ	51	56.7	62.7	1	82.4	2.43	1	y

SJD12X SERIES

Rev-1.1

Part Number	Part Number	Marking		Reverse Stand off Voltage V_R (Volts)	Breakdown Voltage V_{BR} (Volts) @ I_T		Test Current I_T (mA)	Maximum Clamping Voltage $V_C @ I_{PP}$ (V)	Maximum Peak Pulse Current I_{PP} (A)	Maximum Reverse Leakage $I_R @ V_R$ (μA)	ROHS2.0
					MIN	MAX					
Uni	Bi	Uni	Bi								
SJD12A54L01-ES	SJD12C54L01-ES	RE	ZE	54	60	66.3	1	87.1	2.3	1	y
SJD12A58L01-ES	SJD12C58L01-ES	RG	ZG	58	64.4	71.2	1	93.6	2.14	1	y
SJD12A60L01-ES	SJD12C60L01-ES	RK	ZK	60	66.7	73.7	1	96.8	2.07	1	y
SJD12A64L01-ES	SJD12C64L01-ES	RM	ZM	64	71.1	78.6	1	103	1.94	1	y
SJD12A70L01-ES	SJD12C70L01-ES	RP	ZP	70	77.8	86	1	113	1.77	1	y
SJD12A75L01-ES	SJD12C75L01-ES	RR	ZR	75	83.3	92.1	1	121	1.65	1	y
SJD12A78L01-ES	SJD12C78L01-ES	RT	ZT	78	86.7	95.8	1	126	1.59	1	y
SJD12A85L01-ES	SJD12C85L01-ES	RV	ZV	85	94.4	104	1	137	1.46	1	y
SJD12A90L01-ES	SJD12C90L01-ES	RX	ZX	90	100	111	1	146	1.37	1	y
SJD12A100L01-ES	SJD12C100L01-ES	RZ	ZZ	100	111	123	1	162	1.23	1	y
SJD12A110L01-ES	SJD12C110L01-ES	SE	VE	110	122	135	1	177	1.13	1	y
SJD12A120L01-ES	SJD12C120L01-ES	SG	VG	120	133	147	1	193	1.04	1	y
SJD12A130L01-ES	SJD12C130L01-ES	SK	VK	130	144	159	1	209	0.96	1	y
SJD12A150L01-ES	SJD12C150L01-ES	SM	VM	150	167	185	1	243	0.82	1	y
SJD12A160L01-ES	SJD12C160L01-ES	SP	VP	160	178	197	1	259	0.77	1	y
SJD12A170L01-ES	SJD12C170L01-ES	SR	VR	170	189	209	1	275	0.73	1	y

Notes: For bi-directional type having V_R of 10 volts and less, the I_R limit is double.

6. Ratings and Characteristic Curves (TA =25°C unless otherwise noted)

Figure 1. Peak Pulse Power Rating Curve

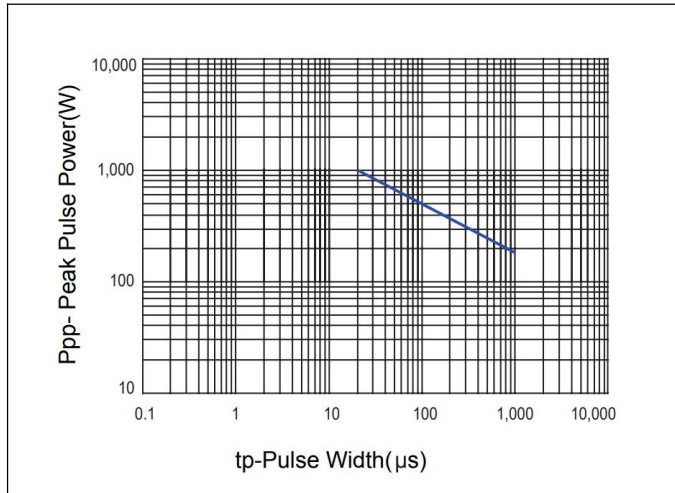


Figure 2. 10/1000 us Pulse Waveform

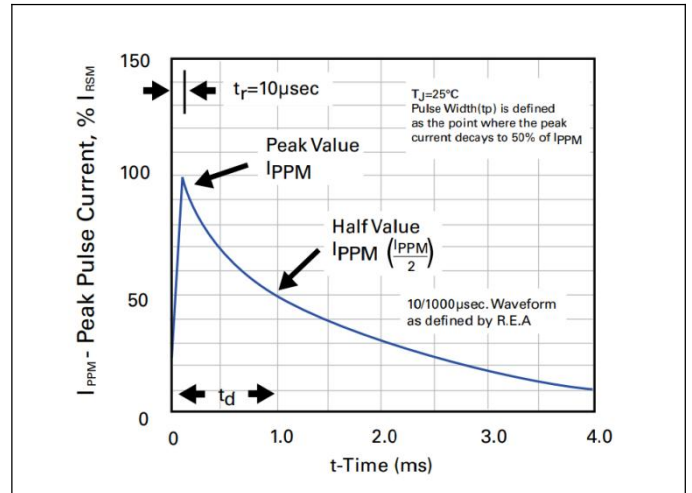


Figure 3. Capacitance vs. Reverse Voltage

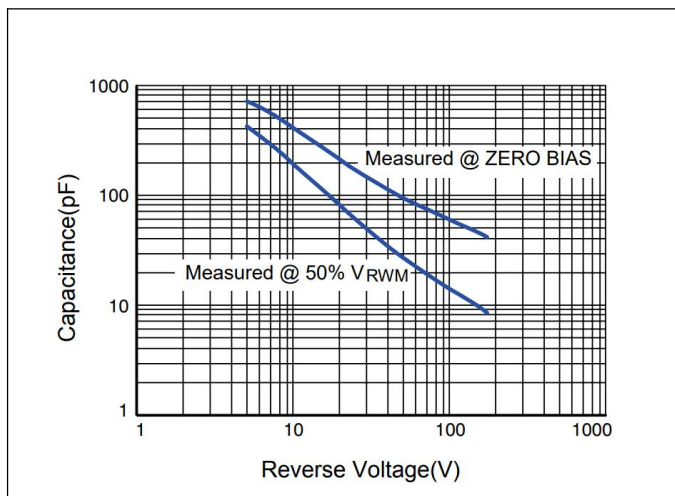
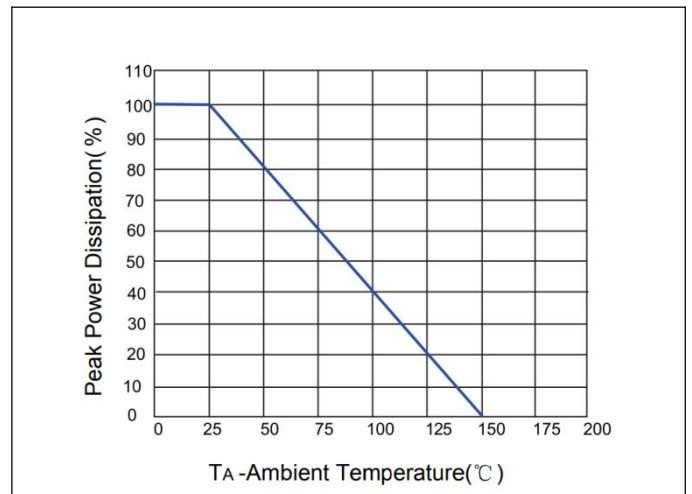


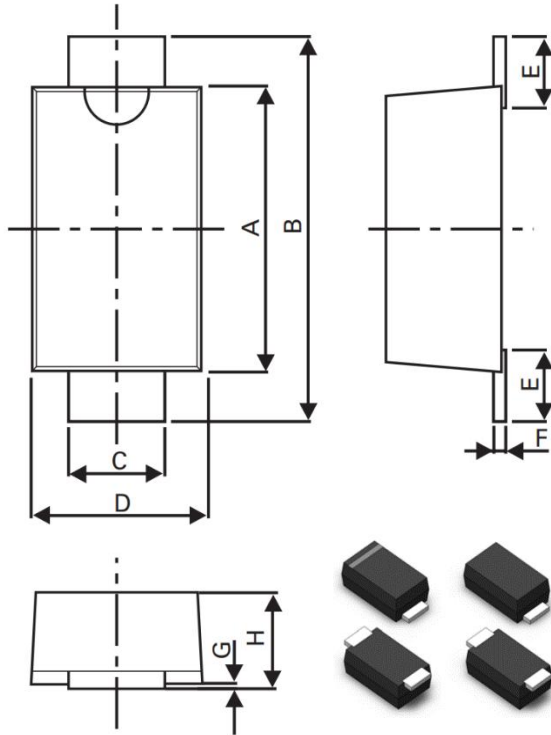
Figure 4. Power Derating curve



SJD12X SERIES

Rev-1.1

7. Dimension (SOD-123F)



Dimensions	Millimeters		Inches	
	Min	Max	Min	Max
A	2.5	3.05	0.0984	0.1201
B	3.35	4.05	0.1319	0.1594
C	0.7	1.2	0.0275	0.0472
D	1.5	2	0.0591	0.0787
E	0.35	0.95	0.0138	0.0374
F	0.05	0.26	0.002	0.0102
G	0	0.2	0	0.0079
H	0.70	1.35	0.0276	0.0531

8. Packaging

Part number	Component Package	Quantity	Packaging Option	Packaging Specification
SJD12XXXX	SOD-123F	3000	Tape & Reel – 8mm tape/7" reel	EIA RS-481

DISCLAIMER

ELECSUPER SUPERTVS PROVIDES TECHNICAL AND RELIABILITY DATA (INCLUDING DATASHEETS), DESIGN RESOURCES (INCLUDING REFERENCE DESIGNS), APPLICATION OR OTHER DESIGN ADVICE, SAFETY INFORMATION, AND OTHER RESOURCES “AS IS” AND WITH ALL FAULTS, AND DISCLAIMS ALL WARRANTIES, EXPRESS AND IMPLIED, INCLUDING WITHOUT LIMITATION ANY IMPLIED WARRANTIES OF MERCHANTABILITY, FITNESS FOR A PARTICULAR PURPOSE OR NON-INFRINGEMENT OF THIRD PARTY INTELLECTUAL PROPERTY RIGHTS.

These resources are intended for skilled developers designing with ElecSuper products. You are solely responsible for

- (1) selecting the appropriate ElecSuper products for your application;
- (2) designing, validating and testing your application;
- (3) ensuring your application meets applicable standards, and any other safety, security, or other requirements.

These resources are subject to change without notice. ElecSuper grants you permission to use these resources only for development of an application that uses the ElecSuper products described in the resource. Other reproduction and display of these resources are prohibited. No license is granted to any other ElecSuper intellectual property right or to any third party intellectual property right. ElecSuper disclaims responsibility for, and you will fully indemnify ElecSuper and its representatives against, any claims, damages, costs, losses, and liabilities arising out of your use of these resources. ElecSuper’s products are provided subject to ElecSuper’s Terms of Sale or other applicable terms available either on www.elecsuper.com or provided in conjunction with such ElecSuper products. ElecSuper’s provision of these resources does not expand or otherwise alter ElecSuper’s applicable warranties or warranty disclaimers for ElecSuper products.