



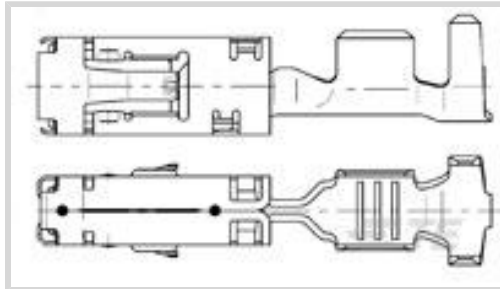
AMP | 1.5/2.8 Connector System, Sensor Flat Contact System

TE Internal #: 967542-2

Automotive Terminals, Receptacle, Mating Tab Width 2.8 mm [.11 in], Tab Thickness .8 mm [.031 in], 20 – 17 AWG Wire Size, Sensor Flat Contact System

[View on TE.com >](#)

Terminals & Splices > Automotive Terminals > AMP MCP, SFC, RECEPTACLE



Terminal Type: **Receptacle**

Mating Tab Width: **2.8 mm [.11 in]**

Mating Tab Thickness: **.8 mm [.031 in]**

Terminal Transmits: **0 – 24 A (Low Power)**

Wire Size: **20 – 17 AWG**

[All AMP MCP, SFC, RECEPTACLE \(22\)](#)

Features

Product Type Features

Receptacle Style	180°
Sealable	Yes
Primary Locking Feature	Clean Body

Body Features

Terminal Seal Type	Single Wire Seal (SWS)
--------------------	------------------------

Contact Features

Contact Size	2.8mm
Contact Fabrication	Stamped & Formed
Wire Contact Termination Area Plating Material	Tin
Typical Current Rating	11 A
Crimp Type	F-Crimp
Terminal Type	Receptacle
Mating Tab Width	2.8 mm[.11 in]
Mating Tab Thickness	.8 mm[.031 in]
Interface Plating	Gold (Au)

Termination Features

Termination Method to Wire & Cable	Crimp
------------------------------------	-------



Product Terminates To	Wire
-----------------------	------

Dimensions

Compatible Insulation Diameter Range	1.3 – 2.1 mm [.051 – .083 in]
Wire Size	.5 – 1 mm ²
Wire Size Search	17 AWG, 18 AWG, 19 AWG, 20 AWG

Usage Conditions

Insulation Option	Uninsulated
Operating Temperature (Max)	80 °C, 85 °C, 90 °C, 100 °C, 105 °C, 110 °C, 120 °C, 125 °C, 130 °C, 140 °C, 145 °C, 150 °C [176 °F][185 °F][194 °F][212 °F][221 °F][230 °F][248 °F][257 °F][266 °F][284 °F][293 °F][302 °F]
Operating Temperature Range	-40 – 150 °C [-40 – 302 °F]

Operation/Application

Compatible With Wire Base Material	Copper
------------------------------------	--------

Industry Standards

Compatible With Agency/Standards Products	LV214
---	-------

Packaging Features

Packaging Quantity	4000
Packaging Method	Reel

Other

Terminal Transmits	0 – 24 A (Low Power)
--------------------	----------------------

Product Compliance

[For compliance documentation, visit the product page on TE.com>](#)

EU RoHS Directive 2011/65/EU	Compliant
EU ELV Directive 2000/53/EC	Compliant
China RoHS 2 Directive MIIT Order No 32, 2016	No Restricted Materials Above Threshold
EU REACH Regulation (EC) No. 1907/2006	Current ECHA Candidate List: JUNE 2023 (235) Candidate List Declared Against: JUNE 2023 (235) Does not contain REACH SVHC
Halogen Content	Low Halogen - Br, Cl, F, I < 900 ppm per homogenous material. Also BFR/CFR/PVC

Free

Solder Process Capability

Not applicable for solder process capability

Product Compliance Disclaimer

This information is provided based on reasonable inquiry of our suppliers and represents our current actual knowledge based on the information they provided. This information is subject to change. The part numbers that TE has identified as EU RoHS compliant have a maximum concentration of 0.1% by weight in homogenous materials for lead, hexavalent chromium, mercury, PBB, PBDE, DBP, BBP, DEHP, DIBP, and 0.01% for cadmium, or qualify for an exemption to these limits as defined in the Annexes of Directive 2011/65/EU (RoHS2). Finished electrical and electronic equipment products will be CE marked as required by Directive 2011/65/EU. Components may not be CE marked. Additionally, the part numbers that TE has identified as EU ELV compliant have a maximum concentration of 0.1% by weight in homogenous materials for lead, hexavalent chromium, and mercury, and 0.01% for cadmium, or qualify for an exemption to these limits as defined in the Annexes of Directive 2000/53/EC (ELV). Regarding the REACH Regulation, the information TE provides on SVHC in articles for this part number is based on the latest European Chemicals Agency (ECHA) 'Guidance on requirements for substances in articles' posted at this URL: <https://echa.europa.eu/guidance-documents/guidance-on-reach>

Compatible Parts



TE Part # 4-1579007-3
EXTRACTION TOOL KIT



TE Part # 1579007-1
AUSDRUECKWERKZEUG



TE Part # 828904-2
SINGLE WIRE SEAL FOR J.P.T.CON



TE Part # 1976143-1
SDE COMMERCIAL TOOL OR DIE



TE Part # CAT-AM705-CH8172
AMP MCP, SEALED CONNECTOR HOUSING



TE Part # 1480968-1
ASSY 4 POSN. 2,8MM REC.



TE Part # 2050046-1
2POS 2.8MM SENSOR PLUG ASSY.



TE Part # 2050052-1
4POS 2.8MM SENSOR PLUG ASSY.



TE Part # 828904-1
SINGLE WIRE SEAL FOR J.P.T.CON



TE Part # 1480971-1
ASSY 6 POSN. 2.8MM REC.



TE Part # 1599099-1
HSG ASSY 2 POSN,2.8mm REC



TE Part # 1976143-2
PRO-CRIMPER DIE



TE Part # 2050049-1
3POS 2.8MM SENSOR PLUG ASSY



TE Part # 2050049-2
3POS 2.8MM SENSOR PLUG ASSY



TE Part # 2050052-2
4POS 2.8MM SENSOR PLUG ASSY.



TE Part # 2151227-1
OCEAN_2.0_APPLICATOR-S-080F1600



TE Part # 2151227-2
OCEAN_2.0_APPLICATOR-S-080F1600



TE Part # 2305570-1
Strip Terminal Cutter-Side Feed-No Crimp



TE Part # 5-2151227-1
OCEAN_2.0_APPLICATOR-S-080F1600

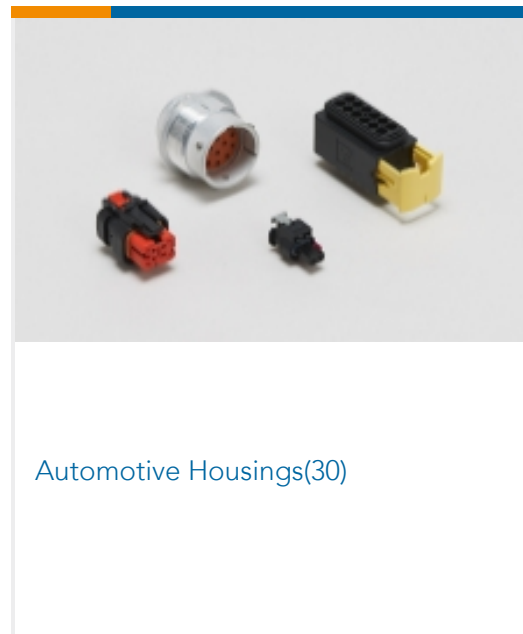


TE Part # 5-2151227-2
OCEAN_2.0_APPLICATOR-S-080F1600

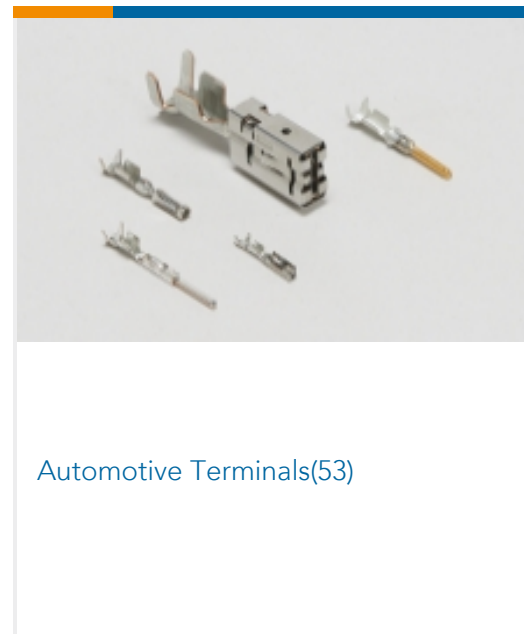
Also in the Series | **1.5/2.8 Connector System**



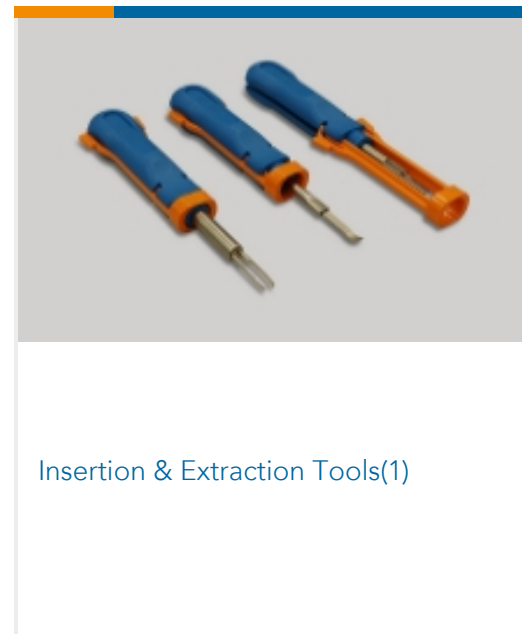
Automotive Connector Caps & Covers (6)




Automotive Housings(30)



Automotive Terminals(53)



Insertion & Extraction Tools(1)




Other Automotive Connector Accessories(1)



PCB Headers & Receptacles(1)

Also in the Series | **Sensor Flat Contact System**

Automotive Connector Caps & Covers
(12)

Automotive Housings(55)

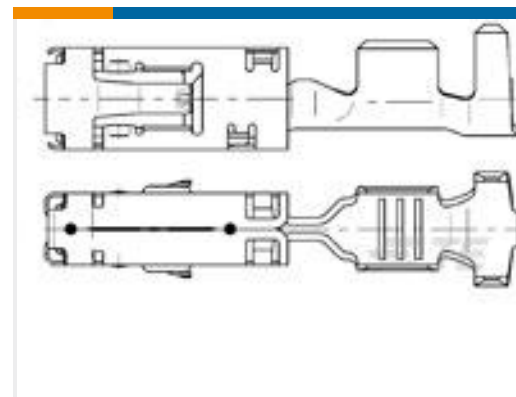



Automotive Terminals(21)



Insertion & Extraction Tools(7)

Customers Also Bought

TE Part #927829-2
TIMER, RECEPTACLE AND TABTE Part #1241406-1
AMP MCP 6.3/4.8K, CONTACTTE Part #967542-1
SENSOR FLA-KONT 2,8TE Part #5-968220-5
MQSO,63 Au rec CB unseal. 0,2-0,35TE Part #1473288-1
MICRO TIMER II 6POS SECONDARYTE Part #2005392-1
025/090/110 HYB 18P PLUG ASSYTE Part #2372334-2
REM0.64 Terminal

Documents

Product Drawings

SENS FLA-KONT 2,8

English

CAD Files

Customer View Model

[ENG_CVM_967542-2_C5.3d_igs.zip](#)

English

Customer View Model

[ENG_CVM_967542-2_C5.3d_stp.zip](#)

English

Customer View Model

[ENG_CVM_967542-2_C5.2d_dxf.zip](#)

English

3D PDF

English

By downloading the CAD file I accept and agree to the [Terms and Conditions](#) of use.



Product Specifications

Application Specification

German

Application Specification

English

Application Specification

English