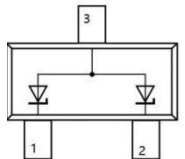


2-Line unidirectional ESD Protection Diode

SOT23

schematic & pin configuration

simplified outline and symbol	pinning
	<p>PIN1 cathode 1 PIN2 cathode 2 PIN3 common anode</p>

General description

These dual monolithic silicon surge protection diodes are designed for applications requiring transient overvoltage protection capability. They are intended for use in voltage and ESD Sensitive equipment. as computers, printers, business machines, communication systems, medical equipment and other applications. Their dual junction common anode design protects two separate lines using only one package. These devices are ideal for situations where board space is at a premium.

Features and benefits

- 2 unidirectional transil functions
- Reverse stand-off voltage: 12v Max
- Low clamping voltage
- Low leakage current: nA Level
- Response time is typically < 1 ns
- ESD Protection: 30kv(air)/ 30kv(contact) (IEC61000-4-2)

Application information

- computers
- printers
- communication systems
- cellular Handsets and Accessories
- portabl|e Electronis
- Industrial controls

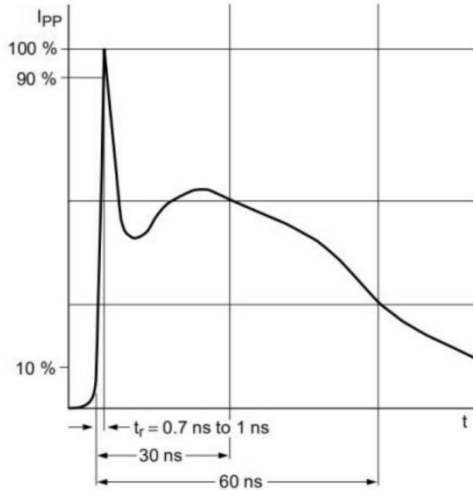
Maximum Ratings (Top = 25 °C, unless otherwise specified)

parameter	symbol	value	unit
peak pulse power (tp = 8/20 μ S)	PPPM	280	W
peak pulse current(tp = 8/20 μ S)	I PPM	10	A
Maximum lead temperature for soldering during 10s	TL	260	°C
storage Temperature Range	Tstg	-55 to +150	°C
operating Temperature Range	Top	-40 to +125	°C
Maximum junction temperature	Tj	150	°C
ESD Voltage IEC 61000-4-2 (air discharge)	VESD	30	kv
ESD Voltage IEC 61000-4-2 (contact discharge)	VESD	30	kv

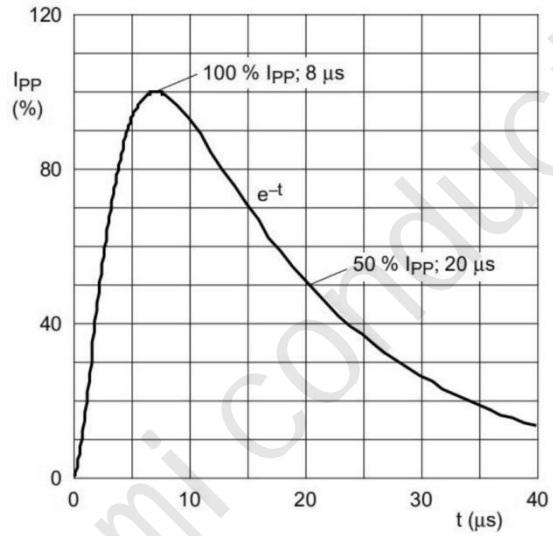
Electrical characteristics (Top = 25 °C, unless otherwise specified)

parameter	symbol	Min	TYP	Max	unit	condition
Reverse working voltage	VRWM	--	--	12.0	V	
Breakdown voltage	VBR	13.5	--	16.0	V	IT= 1mA
Leakage current Leak	IR	--	--	100	nA	VRWM= 12V
clamping voltage	Vc	--	--	28.0	V	Ipp= 10A,TP=8/20μS
Junction capacitance	CJ	--	60	80	PF	VR=0V, f= 1MHz (pin 1 or 2 to 3)
		--	30	40	PF	VR=0V, f= 1MHz (pin 1 to P2 and 2 to 1)

typical characteristics



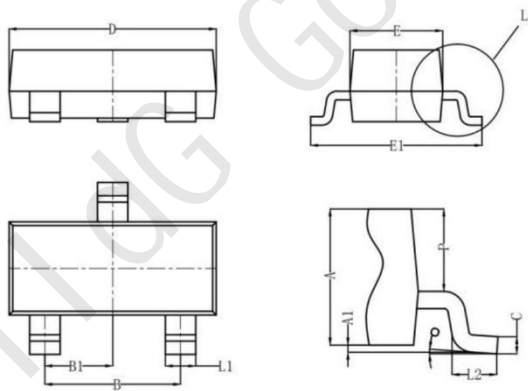
IEC61000-4-2 waveform



IEC 61000-4-5 waveform(8/20 us pulse)

package outline Dimensions

SOT23



symbo	Dimensions (mm)		
	Min	TYP	Max
A	0.900	1.000	1.1100
A1	0.000	0.050	0.100
L1	0.350	0.400	0.500
C	0.100	0.110	0.120
D	2.800	2.900	3.000
E	1.250	1.300	1.350
E1	2.250	2.400	2.550
B	1.800	1.900	2.000
B1	0.950 TYP		
L2	0.200	0.350	0.450
P	0.550	0.575	0.600