


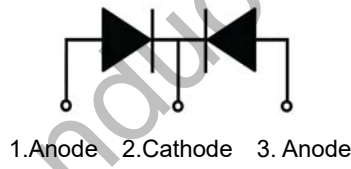


10A SCHOTTKY BARRIER RECTIFIER

 <p><b>MBR10200SCT</b></p> <p><b>Features:</b></p> <ul style="list-style-type: none"> <li><input type="checkbox"/> Low power loss, high efficiency. High surge capacity</li> <li><input type="checkbox"/> For use in low voltage, high frequency inverters, free wheeling, and polarity protection applications.</li> <li><input type="checkbox"/> Metal silicon junction, majority carrier conduction.</li> <li><input type="checkbox"/> High current Capability, low forward voltage drop.</li> <li><input type="checkbox"/> Guard ring for over voltage protection.</li> </ul>	<p style="text-align: right;">TO-220 </p>  
--	--

**Absolute Maximum Ratings** (Ta=25°C unless otherwise noted)

Parameter	Symbol	Value	Unit
Maximum Recurrent Peak Reverse Voltage	$V_{RRM}$	200	V
Maximum RMS Voltage	$V_{RMS}$	140	V
Maximum DC Blocking Voltage	$V_{R(DC)}$	200	V
Maximum Average Forward Current	$I_{F(AV)}$	10	A
Peak Forward Surge Current: 8.3ms single half sine-wave superimposed on rated load (JEDEC method)	$I_{FSM}$	100	A
Maximum Forward Voltage	$V_F$	0.95	V
Maximum DC Reverse Current	Tj=25°C	0.1	mA
	Tj=125°C	20	mA
Maximum Operating Junction Temperature	$T_j$	150	°C
Storage Temperature	$T_{stg}$	-40~+150	°C

Typical Characteristics

RATING AND CHARACTERISTIC CURVES

FIG. 1- FORWARD CURRENT DERATING CURVE

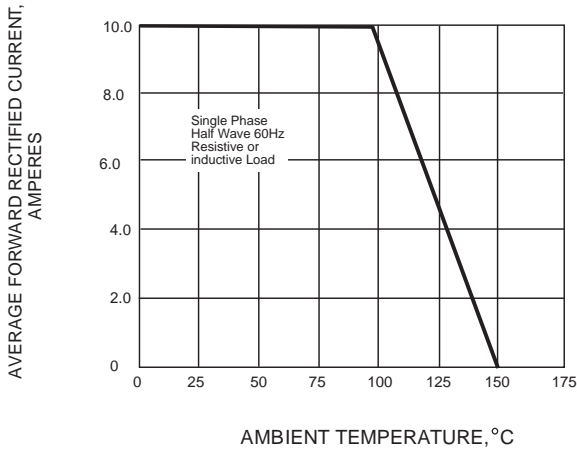


FIG. 2-MAXIMUM NON-REPETITIVE PEAK FORWARD SURGE CURRENT




FIG. 3-TYPICAL INSTANTANEOUS FORWARD CHARACTERISTICS

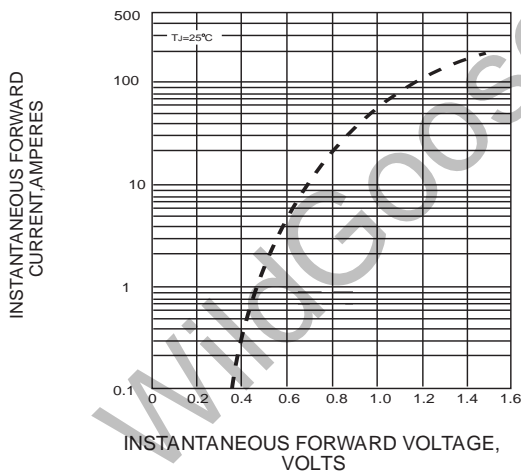
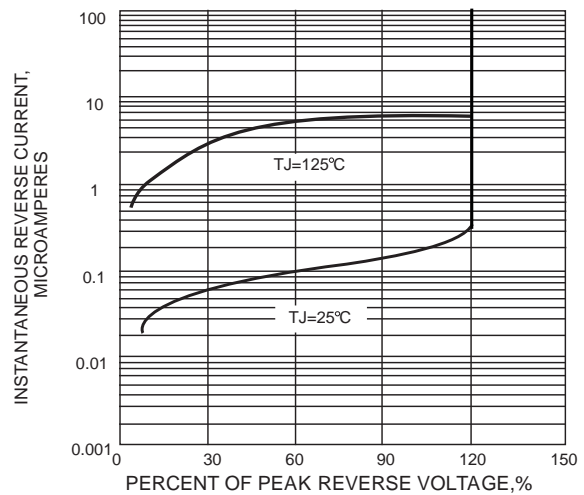
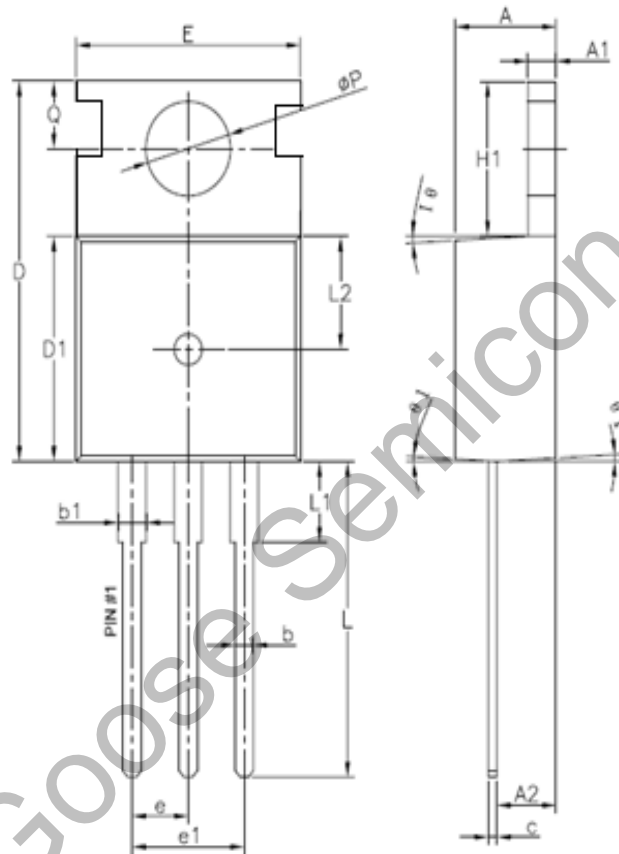


FIG. 4-TYPICAL REVERSE CHARACTERISTICS



Package Dimension

TO-220



Unit: mm

Symbol	Min	Normal	Max	Symbol	Min	Normal	Max
A	4.4	4.5	4.6	e		2.54	
A1	1.27	1.3	1.33	e1		5.08	
A2	2.3	2.4	2.5	H1	6.3	6.5	6.7
b	0.7	/	0.9	L	13.0	13.38	13.5
b1	1.25	/	1.42	L1	/	/	3.5
c	0.45	0.5	0.6	L2		4.6	
D	15.3	15.7	16.1	$\Phi P$	3.55	3.6	3.65
D1	9.1	9.2	9.3	Q	2.73	/	2.87
E	9.7	9.9	10.2	$\theta_1$ (°)	1	3	5