



1-Line Unidirectional ESD Protection Diode

General description

Unidirectional ElectroStatic Discharge (ESD) protection diode in a SOD523 plastic package designed to protect one transmission or data line from the damage caused by ESD and other transients

Features and benefits

- . Unidirectional ESD protection of one line
- . Reverse stand-off voltage: 3.3V Max
- . Low leakage current: nA Level
- . Response time is typically < 1 ns
- . Low clamping voltage: $V_C < 14.1\text{ V @ } I_{PP} = 11.2\text{ A}$
- . ESD Protection: 15kV(air)/ 8kV(contact) (IEC61000-4-2)
- . Surge Protection: 11.2 A (IEC 61000-4-5 8/20 μs)

Application information

- . Cellular phones
- . Portable devices
- . Digital cameras
- . Power supplies

Ordering information

Device	Package	Marking	Packaging
ESD5Z3.3	SOD523	ZE	3000/Tape & Reel

Schematic & Pin configuration

Simplified outline	Graphic symbol

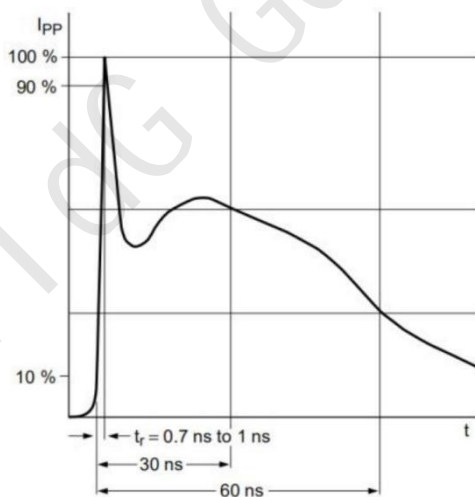
Maximum Ratings ($T_{OP} = 25 \text{ } ^\circ\text{C}$, unless otherwise specified)

Parameter	Symbol	Value	Unit
Peak Pulse Power ($t_p = 8/20 \text{ } \mu\text{s}$)	P_{PPM}	158	W
Peak Pulse Current($t_p = 8/20 \text{ } \mu\text{s}$)	I_{PPM}	11.2	A
Maximum lead temperature for soldering during 10s	T_L	260	$^\circ\text{C}$
Storage Temperature Range	T_{stg}	-55 to +150	$^\circ\text{C}$
Operating Temperature Range	T_{OP}	-40 to +125	$^\circ\text{C}$
Maximum junction temperature	T_j	150	$^\circ\text{C}$
ESD voltage IEC 61000-4-2 (air discharge)	V_{ESD}	15	kV
ESD voltage IEC 61000-4-2 (contact discharge)	V_{ESD}	8	kV

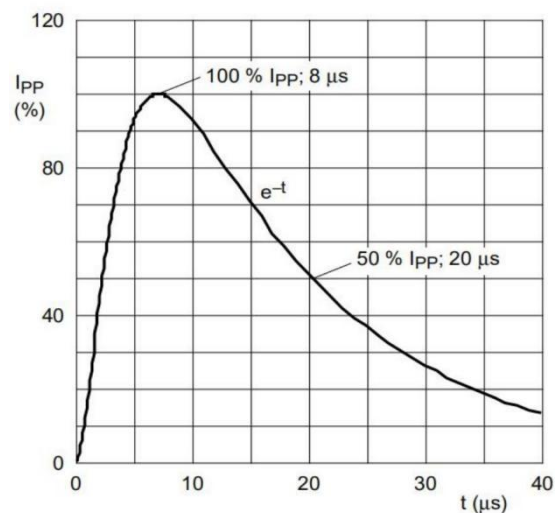
Electrical Characteristics ($T_{OP} = 25 \text{ } ^\circ\text{C}$, unless otherwise specified)

Parameter	Symbol	Min	Typ	Max	Unit	Condition
Reverse Working Voltage	V_{RWM}	--	--	3.3	V	
Breakdown Voltage	V_{BR}	5.0	--	--	V	$I_r=1\text{mA}$
Leakage Current ILeak	I_R	--	--	100	nA	$V_{RWM}=3.3\text{V}$
Clamping Voltage	V_C	--	--	14.1	V	$I_{pp}=11.2\text{A}, T_p=8/20\mu\text{s}$
Junction Capacitance	C_j	--	--	105	pF	$V_R=0\text{V}, f=1\text{MHz}$

Typical Electrical and Thermal Characteristics (Curves)



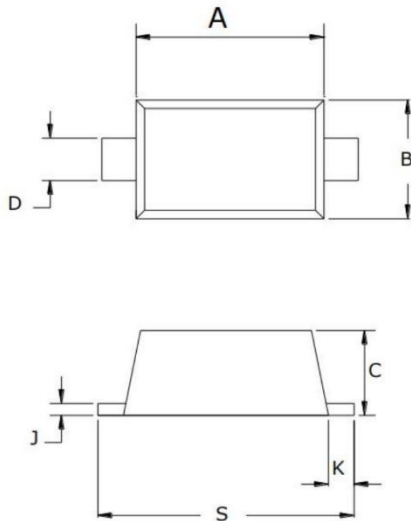
IEC61000-4-2 Waveform



IEC 61000-4-5 Waveform(8/20µs pulse)

Package Outline Dimensions

SOD523



SYMBOL	MILLIMETERS		
	MIN	NOR	MAX
A	1.10	1.20	1.30
B	0.70	0.80	0.90
C	0.60	0.65	0.70
D	0.25	0.30	0.35
J	0.08	0.11	0.15
K	0.15	0.20	0.25
S	1.50	1.60	1.70

Soldering Footprint (mm)

