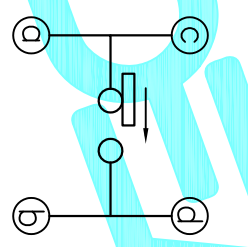
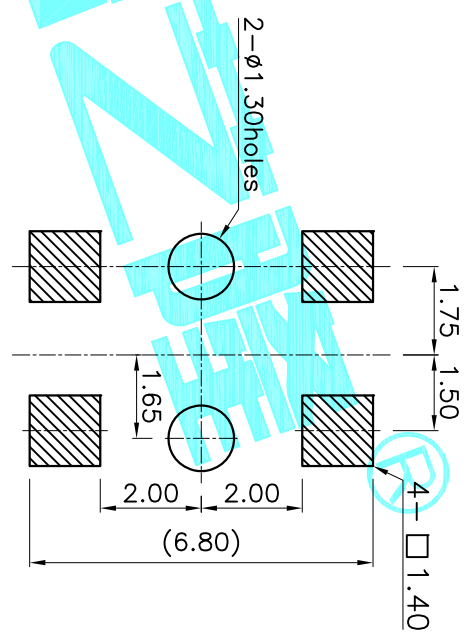
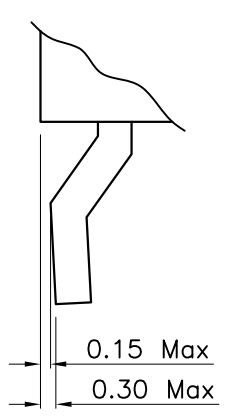


Circuit Diagram



Detail of P (SCALE: 2:1)



PCB Layout(Pattern side)

NOTE:
Operating Force: 40±10gf

ITEM	PART NAME	QTY.	MATERIAL	FINISHING
⑤	Contact Spring	1	Phosphor Bronze	Ag Plated
④	Terminal	4	Phosphor Bronze	Ag Plated
③	Base	1	NYLON	Black
②	Cover	1	NYLON	Black
①	Knob	1	NYLON	Black

APPROVALS		DATE	PART NO.		SCALE:	SHEET
DRAWN	G.M.Chen	2015/5/22	TK-1085-T		1:1	1 OF 1
CHECKED						
APPROVALS						
TOLERANCES ARE			30 ^{+0.15}	±0.30	ANGLE	
			10 ^{+0.30}	±0.20	UNIT: mm	
			5 ^{+0.10}	±0.15	DRAWING NO.	
			5	±0.10		
ECN NO.	REV.	DATE.	DESCRIPTION.		PROJ.	
	A		NEW			



DETECTOR SWITCHES