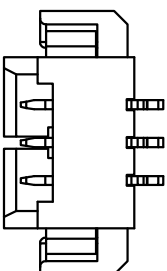
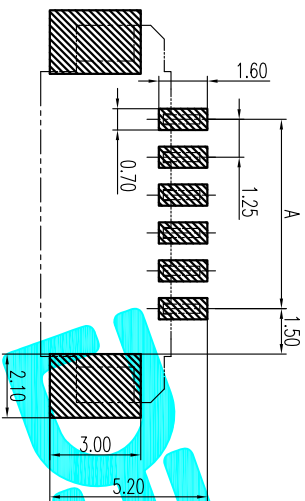
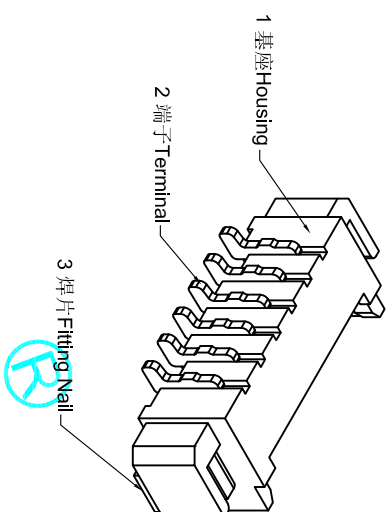


2PIN



3PIN



PCB LAYOUT

3	焊片 Fitting Nail	黄铜 Brass	2	镀锡 Tin-plated	
2	端子 Terminal	黄铜 Brass	N	镀锡 Tin-plated	
1	底座 Housing	LCP UL94-V0	1	本色 Natural color	
序号 No.	名称 Part Name	材料 Material	数量 Qty	备注 Remark	

- 技术要求Notes:
- 1.外观质量 Appearance quality:
    - a.金属表面镀层不能有明显损伤; Coating on metal surface can not be damaged obviously;
    - b.塑壳表面不能有明显的变形或开裂; No obvious deformation or cracking can be observed on the surface of the Housing;
    - c.产品表面应保持清洁; Product surface should be kept clean.
  - 2.工作温度 Working temperature:  $-25^{\circ}\text{C} \sim +85^{\circ}\text{C}$ ;
  - 3.额定电压 Voltage Rating: Max 125V (AC/Effective value rms)/DCI;
  - 4.额定电流 Current Rating: Max 1A (AC/Effective value rms)/DCI;
  - 5.接触电阻 Contact resistance: Max 20 m $\Omega$ ;
  - 6.绝缘电阻 Insulation resistance: Min 100M $\Omega$ ;
  - 7.耐压 Withstanding voltage: 500V AC(50 Hz, Effective value: 1 min);
  - 8.环保要求应符合RoHS标准 Environmental requirements should meet RoHS standards.

孔位 OKT NO.	产品型号 PART TYPE	DIM A	DIM B	DIM C
16	1.25-16PWB	18.75	25.00	17.50
15	1.25-15PWB	17.50	23.75	16.25
14	1.25-14PWB	16.25	22.50	15.00
13	1.25-13PWB	15.00	21.25	13.75
12	1.25-12PWB	13.75	20.00	12.50
11	1.25-11PWB	12.50	18.75	11.25
10	1.25-10PWB	11.25	17.50	10.00
9	1.25-9PWB	10.00	16.25	8.75
8	1.25-8PWB	8.75	15.00	7.50
7	1.25-7PWB	7.50	13.75	6.25
6	1.25-6PWB	6.25	12.50	5.00
5	1.25-5PWB	5.00	11.25	3.75
4	1.25-4PWB	3.75	10.00	2.50
3	1.25-3PWB	2.50	8.75	-
2	1.25-2PWB	1.25	7.50	-

ECN NO.	REV.	DATE.	DESCRIPTION.	CHANGE.	CHECK.	APPRO.
	A		NEW			

APPROVALS	DATE
DRAWN	2015/7/17
CHECKED	
APPROVALS	

DESIGNER: Q.M.Chen

DATE: 2015/7/17

TOLERANCES ARE: 30~20mm ±0.30, 10~30 ±0.20, 5~10 ±0.15, <5 ±0.10

ANGLE: ±2°

UNIT: mm

SCALE: 1:1

DRAWING NO.

SHEET 1 OF 1

PROJ



1.25mm Crimp Style Connectors