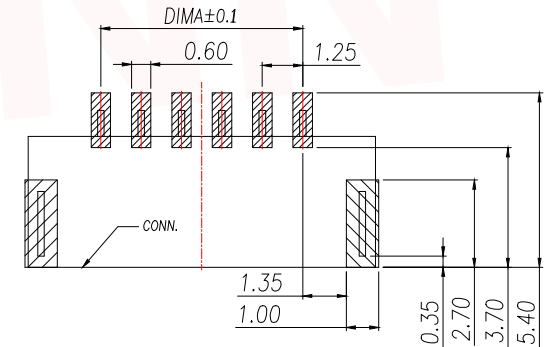
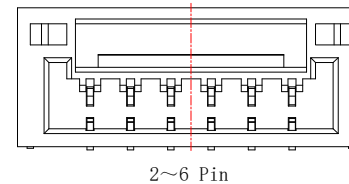
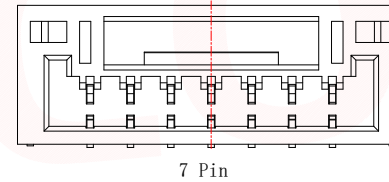
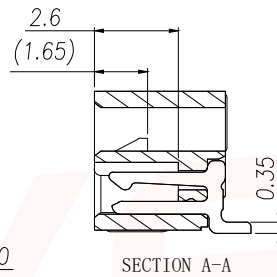
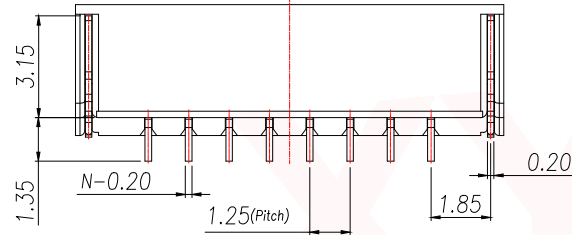
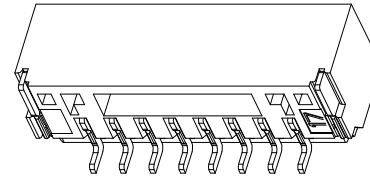
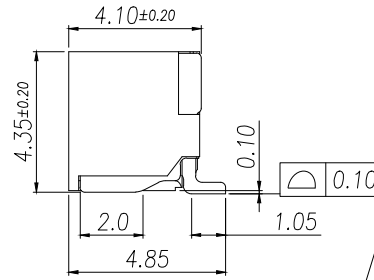
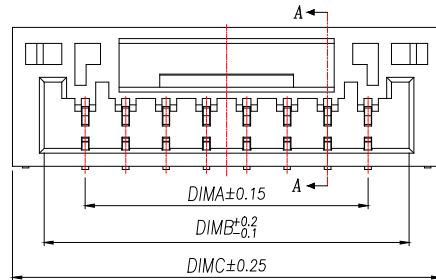


PRELIMINARY
DESIGN IS SUBJECT
TO CHANGE WITHOUT
PRIOR NOTICE

NOTES:

1. Working temp: $-25^{\circ}\text{C} \sim 85^{\circ}\text{C}$.
2. Voltage rating: 50V AV/DC(rms)
3. Contact resistance: 50m Ω max.
4. Insulation resistance: 100M Ω min.
5. Current rating: 1A AV/DC
6. Withstanding Voltage: 500V AC/minute
7. Pin Retention Force: 10N min.
8. Housing material: LCP UL94-V0, Natural
9. Terminal material: Brass,
plating Ni 50u" min , plating Tin 100u"min.
10. Solder tab material: Brass,
plating Ni 50u" min , plating Tin 100u"min.

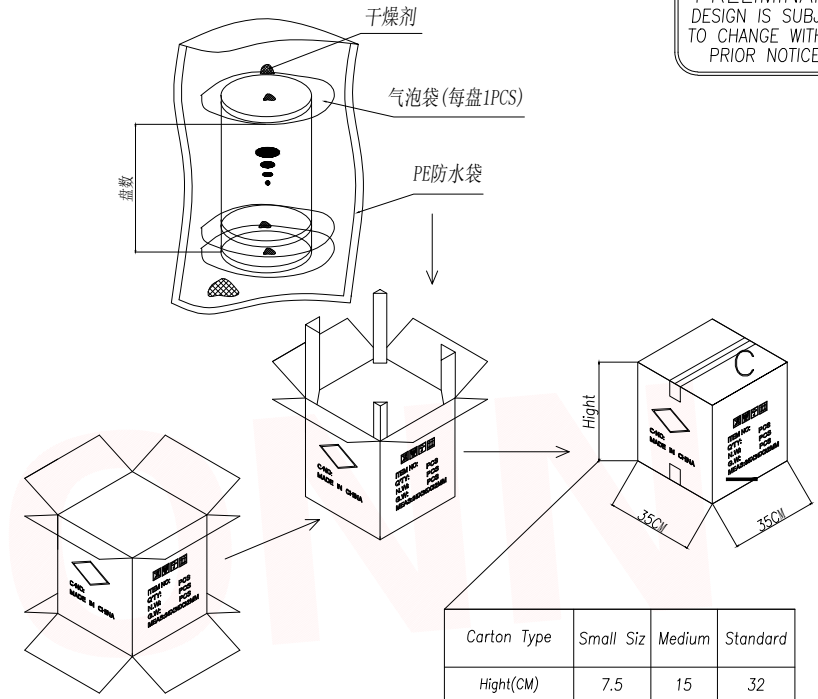
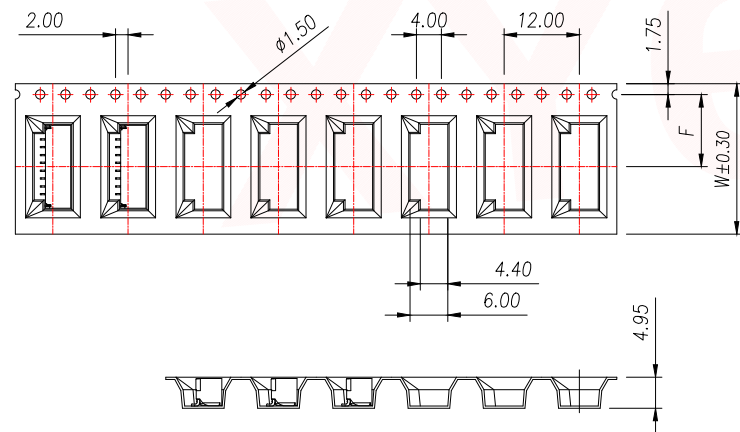
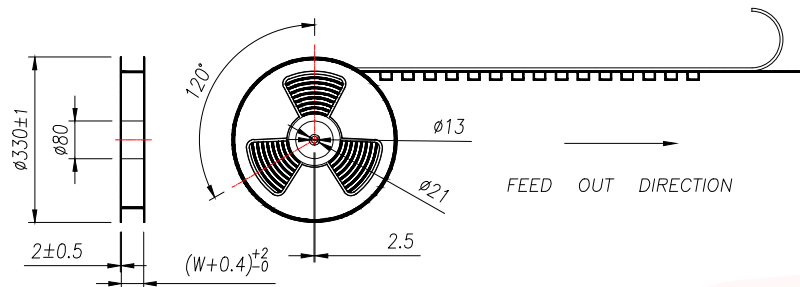
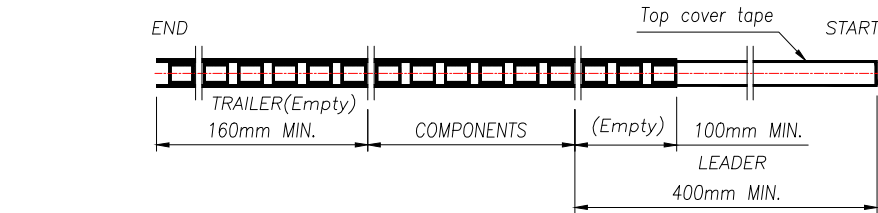
RECOMMENDED PCB LAYOUT TOP VIEW (TOLERANCE: ± 0.05)

SMT SOLDER AREA

PIN	NO.	Dim A	Dim B	Dim C
2	XY-GH1.25-2A61	1.25	3.80	5.75
3	XY-GH1.25-3A61	2.50	5.05	7.00
4	XY-GH1.25-4A61	3.75	6.30	8.25
5	XY-GH1.25-5A61	5.00	7.55	9.50
6	XY-GH1.25-6A61	6.25	8.80	10.75
7	XY-GH1.25-7A61	7.50	10.05	12.00
8	XY-GH1.25-8A61	8.75	11.30	13.25
9	XY-GH1.25-9A61	10.00	12.55	14.50
10	XY-GH1.25-10A61	11.25	13.80	15.75
11	XY-GH1.25-11A61	12.50	15.05	17.00
12	XY-GH1.25-12A61	13.75	16.30	18.25
13	XY-GH1.25-13A61	15.00	17.55	19.50
14	XY-GH1.25-14A61	16.25	18.80	20.75
15	XY-GH1.25-15A61	17.50	20.05	22.00
16	XY-GH1.25-16A61	18.75	21.30	23.25

DIMENSION IN mm		厦门市辛译精密电子有限公司 Xiamen XinYi Xyeconn Electronics Co.,Ltd			
TOLERANCE UNLESS OTHERWISE SPECIFIED					
.X±0.35	X.*±5°	APR.	Alex	TITLE: WAFER 1.25mm H4.35mm W/ B 90°SMT	
.XX±0.25	.X.*±3°	CHK.	Jack	DWG NO. XY-GH1.25-NA61	
.XXX±0.15	.XX.*±1°	DRA.	Can	PROJ.	CUSTOMER DRAWING
				SIZE A4	SCALE 1:1


PRELIMINARY
DESIGN IS SUBJECT
TO CHANGE WITHOUT
PRIOR NOTICE

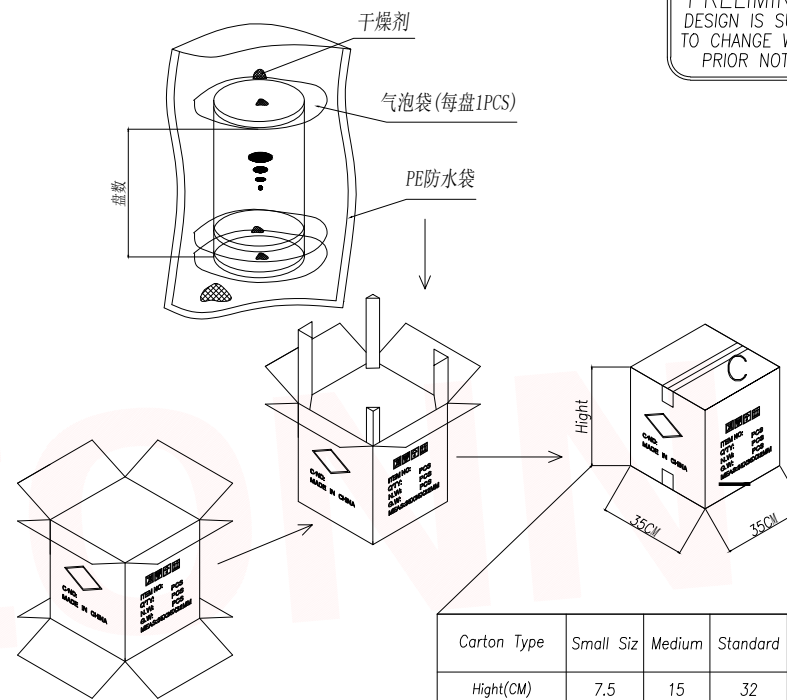
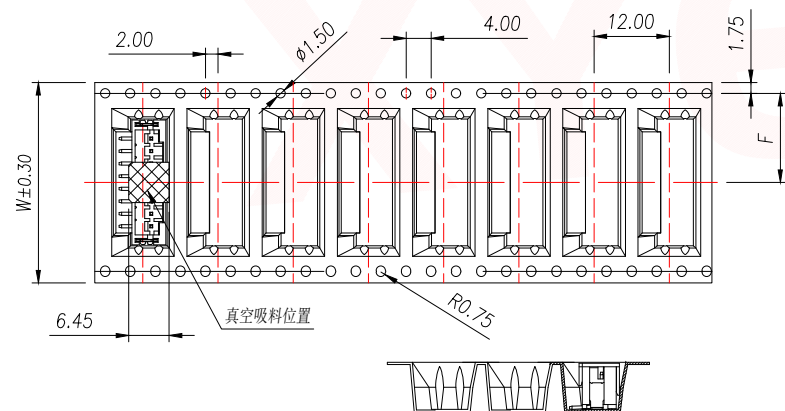
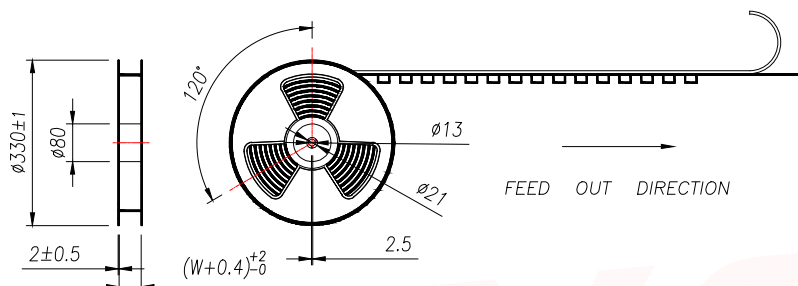
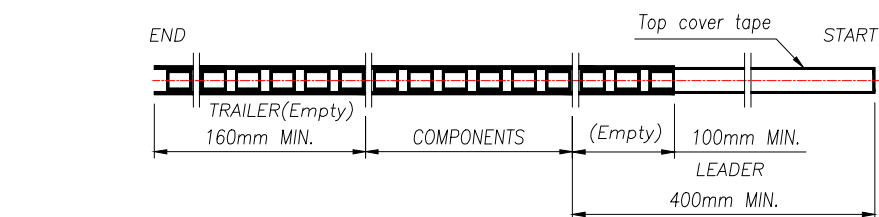


NOTE:

- 1.10 SPROCKET HOLE PITCH CUMULATIVE TOLERANCE ± 0.2 mm.
- 2.CARRIER CARRIER NOT TO EXCEED 1mm IN 100mm.
- 3.ALL DIMENSIONS MEET EIA-481 REQUIREMENTS.
- 4.MATERIAL: CLEAR ANTISTATIC PS, COLD SEALING.
- 5.THICKNESS: 0.35 ± 0.05 mm.
- 6.PACKING LENGTH PER REEL: 12.4 METERS.
- 7.COMPONENT LOAD PER REEL: 1000 PCS.

PIN	NO.	Dim BO	Dim W	Dim F	PCS/REEL	REEL/CARTON	PCS/CARTON
2	XY-GH1.25-2A61	8.20	16	7.5	1000	14	14000
3	XY-GH1.25-3A61	10.20					
4	XY-GH1.25-4A61	12.20					
5	XY-GH1.25-5A61	14.20					
6	XY-GH1.25-6A61	16.20	24	11.50	1000	10	10000
7	XY-GH1.25-7A61	18.20					
8	XY-GH1.25-8A61	20.20					
9	XY-GH1.25-9A61	22.20					

DIMENSION IN mm		厦门市辛译精密电子有限公司 Xiamen XinYi Xyconn Electronics Co.,Ltd			
TOLERANCE UNLESS OTHERWISE SPECIFIED					
.X \pm 0.35	X.* \pm 5°	APR.	Alex	TITLE: WAFER 1.25mm H4.35mm W/ B 90°SMT	
.XX \pm 0.25	.X.* \pm 3°	CHK.	Jack	DWG NO. XY-GH1.25-NA61	
.XXX \pm 0.15	.XX.* \pm 1°	DRA.	Can	PROJ.  CUSTOMER DRAWING	
SIZE A4	SCALE 1:1	SHEET 2/3	REV. A		

PRELIMINARY
DESIGN IS SUBJECT
TO CHANGE WITHOUT
PRIOR NOTICE

NOTE:

- 1.10 SPROCKET HOLE PITCH CUMULATIVE TOLERANCE $\pm 0.2\text{mm}$.
2. CARRIER CAMBER NOT TO EXCEED 1mm IN 100mm.
3. ALL DIMENSIONS MEET EIA-481 REQUIREMENTS.
4. MATERIAL: CLEAR ANTISTATIC PS, COLD SEALING.
5. THICKNESS: $0.35 \pm 0.05\text{mm}$.
6. PACKING LENGTH PER REEL: 12.4 METERS.
7. COMPONENT LOAD PER REEL: 1000 PCS.

PIN	NO.	Dim B0	Dim W	Dim F	PCS/REEL	REEL/CARTON	PCS/CARTON
10	XY-GH1.25-10A61	16.05	32	14.2	1000	8	8000
11	XY-GH1.25-11A61	17.30					
12	XY-GH1.25-12A61	18.55					
13	XY-GH1.25-13A61	19.80					
14	XY-GH1.25-14A61	21.05	44	20.2	6	6	6000
15	XY-GH1.25-15A61	22.30					
16	XY-GH1.25-16A61	23.55					

DIMENSION IN mm		厦门市辛译精密电子有限公司 Xiamen XinYi Xyconn Electronics Co.,Ltd			
TOLERANCE UNLESS OTHERWISE SPECIFIED		APR.	Alex	TITLE: WAFER 1.25mm H4.35mm W/ B 90°SMT	
.X ± 0.35	X.* $\pm 5^\circ$	CHK.	Jack	DWG NO. XY-GH1.25-NA61	
.XX ± 0.25	.X.* $\pm 3^\circ$	DRA.	Can	CUSTOMER DRAWING	
.XXX ± 0.15	.XX.* $\pm 1^\circ$	SIZE	A4	SCALE	1:1
		SHEET	3/3	REV.	A