

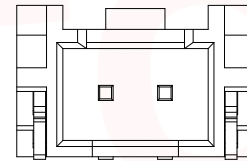
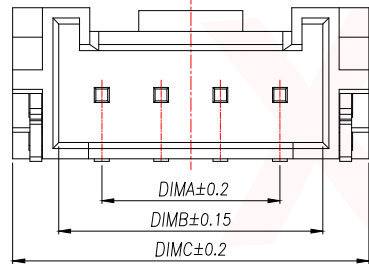
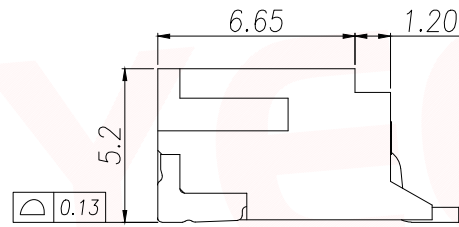
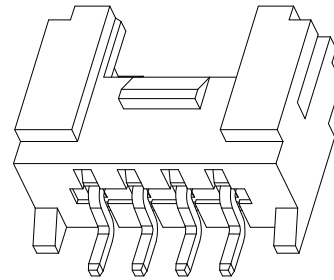
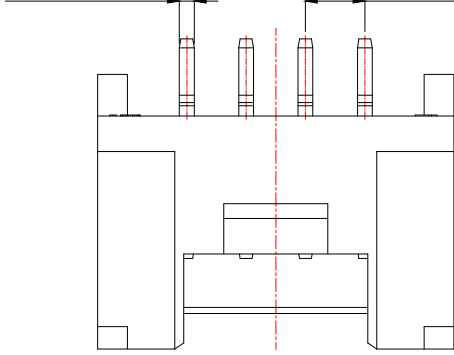
REV.	Q'TY	ECN. NO.	APR.	DATE

PRELIMINARY
DESIGN IS SUBJECT
TO CHANGE WITHOUT
PRIOR NOTICE

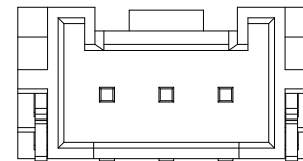
NOTES:

1. Working temp: -25°C~85°C.
2. Voltage rating: 100V AV/DC(rms)
3. Contact resistance: 20mΩ max.
4. Insulation resistance: 1000MΩ min.
5. Current rating: 2A AV/DC
6. Withstanding Voltage: 800V AC/minute
7. Pin Retention Force: 15N min.
8. Housing material: LCP UL94-V0, Natural
9. Terminal materl: Brass,
plating Ni 50u" min , plating Tin 100u"min.
10. Solder tab material: Brass,
plating Ni 50u" min , plating Tin 100u"min.

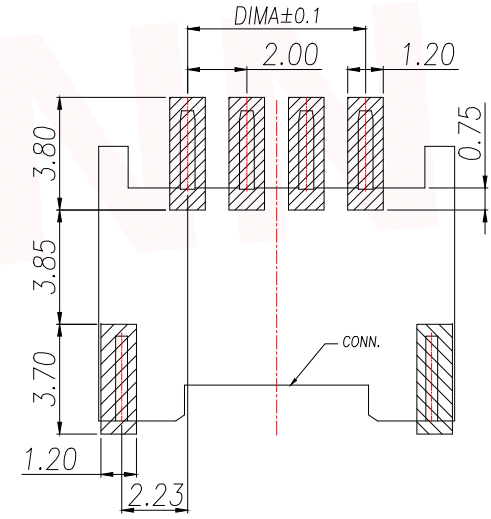
N-0.50 (SQ) 2.00(PITCH)



2 PIN 结构样式
(Structural style)



3 PIN 结构样式
(Structural style)



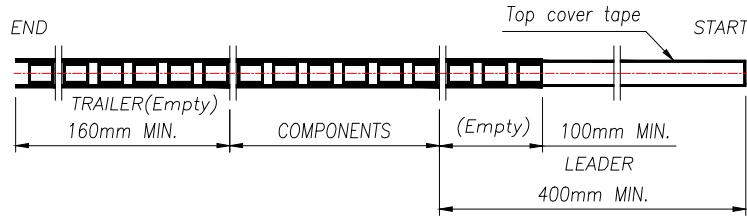
RECOMMENDED PCB LAYOUT TOP VIEW (TOLERANCE:±0.05)

▨ SMT SOLDER AREA

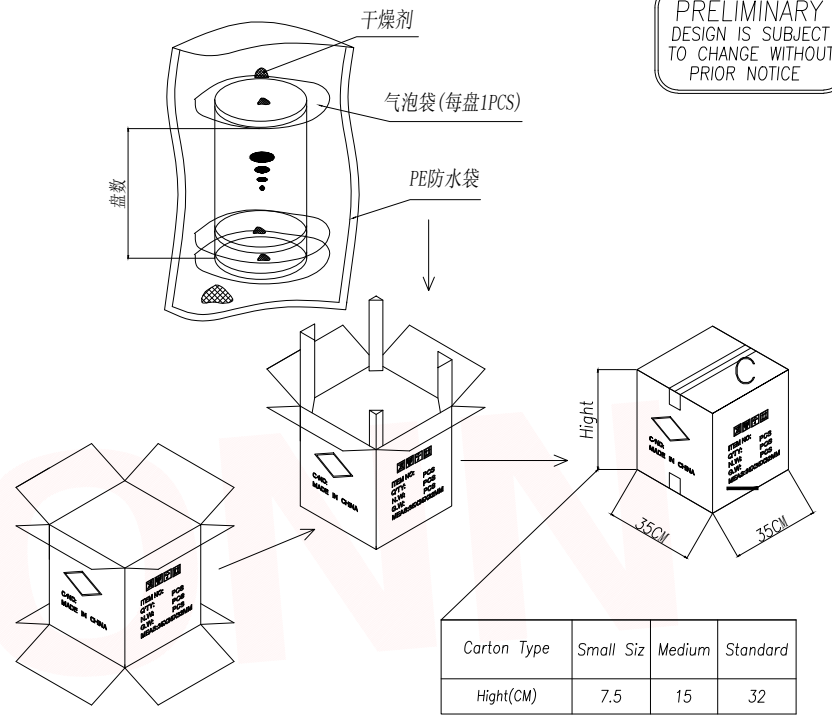
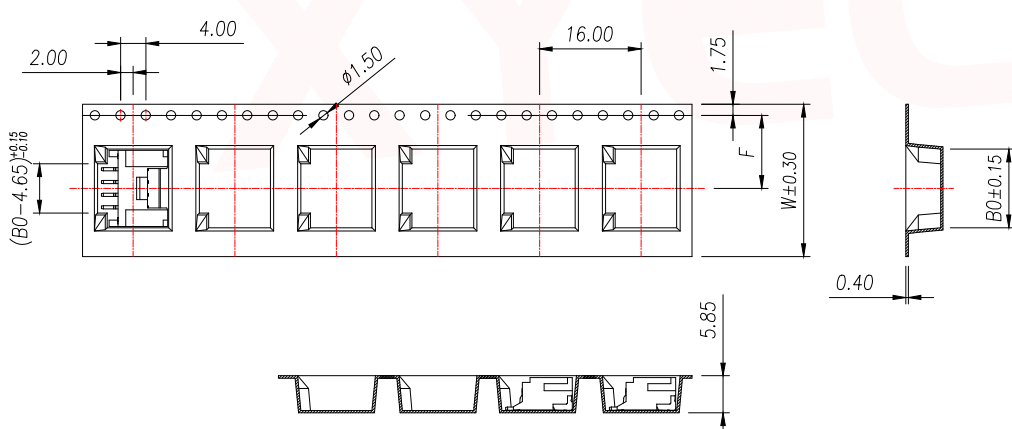
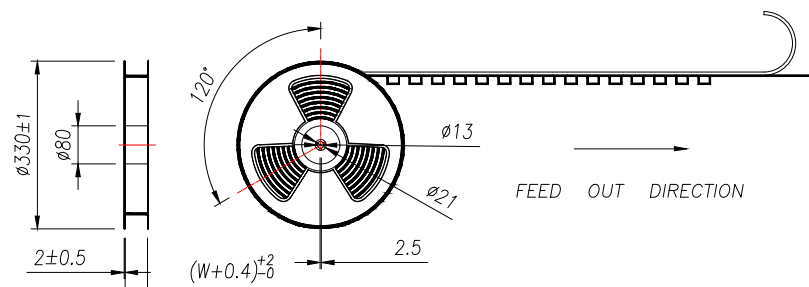
PIN	NO.	Dim A	Dim B	Dim C
2	XY-HY2.0-2A61	2.00	4.90	8.00
3	XY-HY2.0-3A61	4.00	6.90	10.00
4	XY-HY2.0-4A61	6.00	8.90	12.00
5	XY-HY2.0-5A61	8.00	10.90	14.00
6	XY-HY2.0-6A61	10.00	12.90	16.00
7	XY-HY2.0-7A61	12.00	14.90	18.00
8	XY-HY2.0-8A61	14.00	16.90	20.00
9	XY-HY2.0-9A61	16.00	18.90	22.00
10	XY-HY2.0-10A61	18.00	20.90	24.00
11	XY-HY2.0-11A61	20.00	22.90	26.00
12	XY-HY2.0-12A61	22.00	24.90	28.00
13	XY-HY2.0-13A61	24.00	26.90	30.00
14	XY-HY2.0-14A61	26.00	28.90	32.00
15	XY-HY2.0-15A61	28.00	30.90	34.00
16	XY-HY2.0-16A61	30.00	32.90	36.00

DIMENSION IN mm		TOLERANCE UNLESS OTHERWISE SPECIFIED		厦门市辛译精密电子有限公司 Xiamen XinYi Xyecom Electronics Co.,Ltd	
.X±0.35	X.*±5°	APR.	Alex	TITLE: WAFER 2.00mm H5.2mm W/ B 90°SMT	
.XX±0.25	.X.*±3°	CHK.	Jack	DWG NO. XY-HY2.0-NA61	
.XXX±0.15	.XX.*±1°	DRA.	Can	PROJ. CUSTOMER DRAWING	
		SIZE A4	SCALE 1:1	SHEET 1/3	REV. A

REV.	Q'TY	ECN. NO.	APR.	DATE



PRELIMINARY DESIGN IS SUBJECT TO CHANGE WITHOUT PRIOR NOTICE



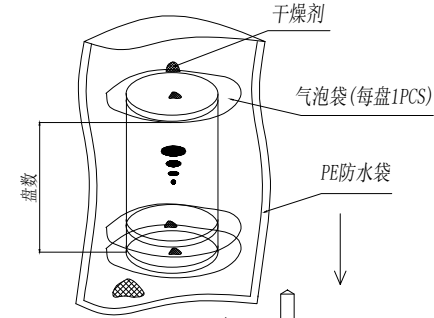
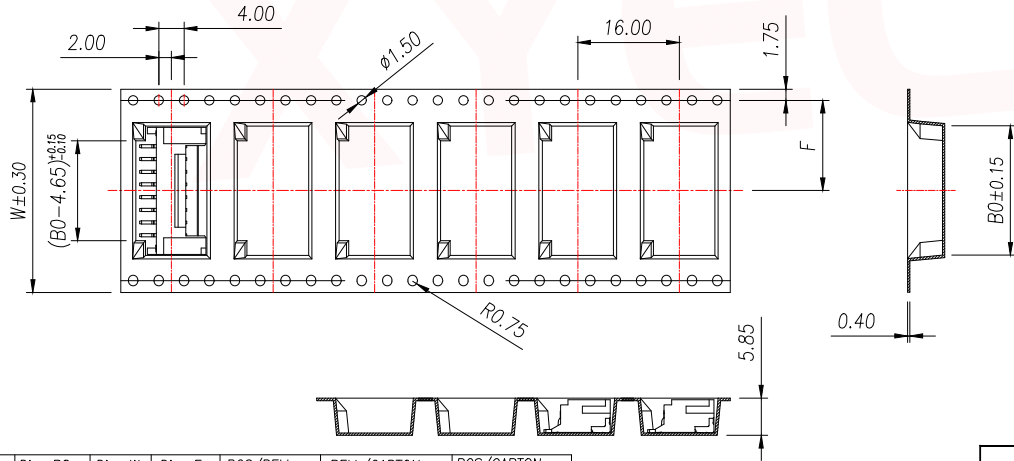
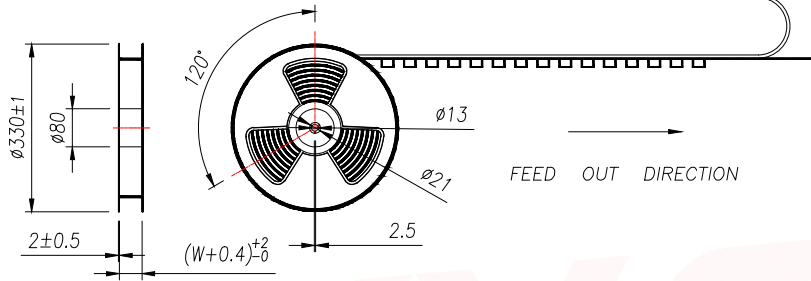
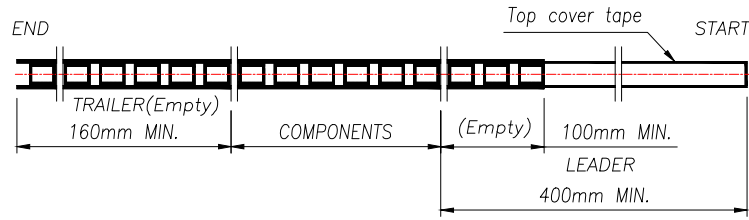
Carton Type	Small Siz	Medium	Standard
Height(CM)	7.5	15	32

- NOTE:
- 1.10 SPROCKET HOLE PITCH CUMULATIVE TOLERANCE $\pm 0.2\text{mm}$.
 - 2.CARRIER CAMBER NOT TO EXCEED 1mm IN 100mm.
 - 3.ALL DIMENSIONS MEET EIA-481 REQUIREMENTS.
 - 4.MATERIAL: CLEAR ANTISTATIC PS, COLD SEALING.
 - 5.THICKNESS: $0.40 \pm 0.05\text{mm}$.
 - 6.PACKING LENGTH PER REEL: 11.52 METERS.
 - 7.COMPONENT LOAD PER REEL: 700 PCS.

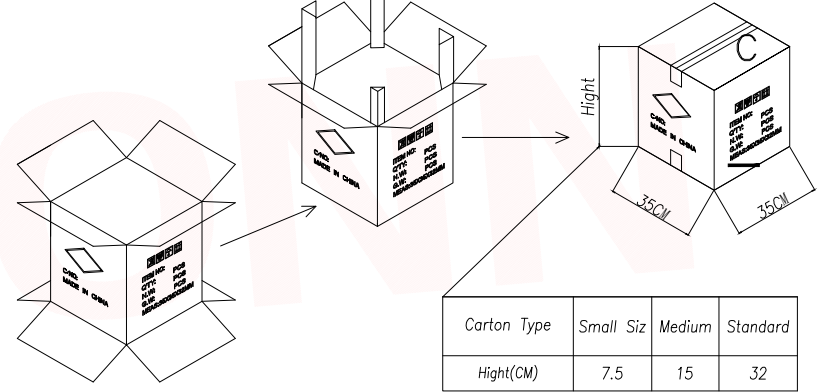
PIN	NO.	Dim B0	Dim W	Dim F	PCS/RELL	RELL/CARTON	PCS/CARTON
2	XY-HY2.0-NA61	8.40	16	7.5	700	14	9800
3	XY-HY2.0-NA61	10.40	24	11.50		10	7000
4	XY-HY2.0-NA61	12.40					
5	XY-HY2.0-NA61	14.40					
6	XY-HY2.0-NA61	16.40					

DIMENSION IN mm		厦门市辛译精密电子有限公司 Xiamen XinYi Xyconn Electronics Co.,Ltd			
TOLERANCE UNLESS OTHERWISE SPECIFIED					
.X \pm 0.35	X.* \pm 5°	APR.	Alex	TITLE: WAFER 2.00mm H5.2mm W/ B 90°SMT	
.XX \pm 0.25	.X* \pm 3°	CHK.	Jack	DWG NO. XY-HY2.0-NA61	
.XXX \pm 0.15	.XX* \pm 1°	DRA.	Can	CUSTOMER DRAWING	
SIZE A4	SCALE 1:1	SHEET 2/3	REV. A		

REV.	Q'TY	ECN. NO.	APR.	DATE



PRELIMINARY DESIGN IS SUBJECT TO CHANGE WITHOUT PRIOR NOTICE



Carton Type	Small Siz	Medium	Standard
Hight(CM)	7.5	15	32

- NOTE:
- 1.10 SPROCKET HOLE PITCH CUMULATIVE TOLERANCE ±0.2mm.
 - 2.CARRIER CAMBER NOT TO EXCEED 1mm IN 100mm.
 - 3.ALL DIMENSIONS MEET EIA-481 REQUIREMENTS.
 - 4.MATERIAL: CLEAR ANTISTATIC PS, COLD SEALING.
 - 5.THICKNESS: 0.40±0.05mm.
 - 6.PACKING LENGTH PER REEL: 11.52 METERS.
 - 7.COMPONENT LOAD PER REEL: 700 PCS.

PIN	NO.	Dim B0	Dim W	Dim F	PCS/REEL	REEL/CARTON	PCS/CARTON
7	XY-HY2.0-7A61	18.40	32	14.2	700	8	5600
8	XY-HY2.0-8A61	20.40					
9	XY-HY2.0-9A61	22.40					
10	XY-HY2.0-10A61	24.40					
11	XY-HY2.0-11A61	26.40					
12	XY-HY2.0-12A61	28.40					
13	XY-HY2.0-13A61	30.40					
14	XY-HY2.0-14A61	32.40	44	20.2	6	4200	
15	XY-HY2.0-15A61	34.40					
16	XY-HY2.0-16A61	36.40					
			56	26.2		5	3500

DIMENSION IN mm		厦门市辛译精密电子有限公司 Xiamen XinYi Xyecomm Electronics Co.,Ltd		
TOLERANCE UNLESS OTHERWISE SPECIFIED		APR. Alex		
.X±0.35	.X*±5°	TITLE: WAFER 2.00mm H5.2mm W/ B 90°SMT		
.XX±0.25	.X*±3°	CHK. Jack		
.XXX±0.15	.XX*±1°	DRA. Can		
SIZE A4		SCALE 1:1		
SHEET 3/3		REV. A		