

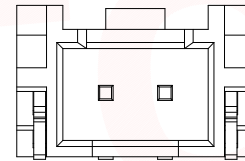
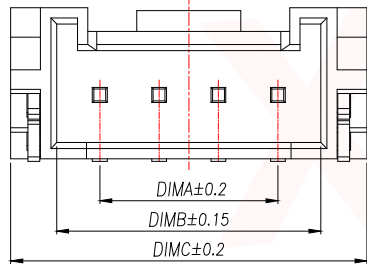
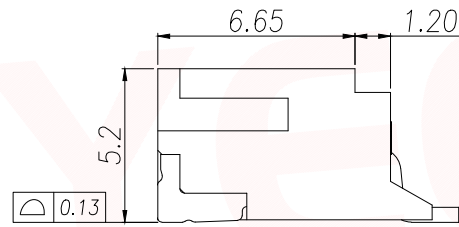
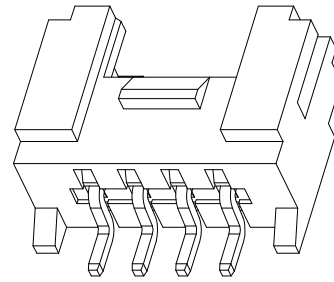
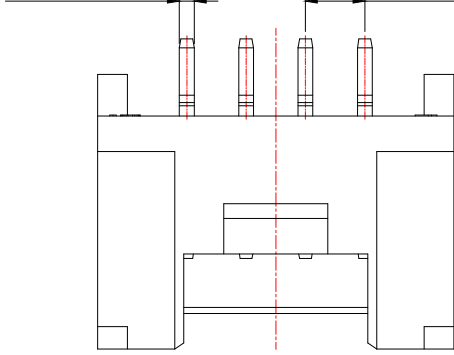
REV.	Q'TY	ECN. NO.	APR.	DATE

PRELIMINARY
DESIGN IS SUBJECT
TO CHANGE WITHOUT
PRIOR NOTICE

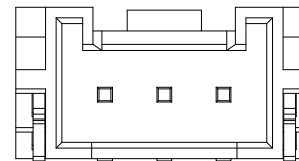
NOTES:

- 1.Working temp:-25°C~85°C.
- 2.Voltage rating:100V AV/DC(rms)
- 3.Contact resistance:20mΩ max.
- 4.Insulation resistance:1000MΩ min.
- 5.Current rating:2A AV/DC
- 6.Withstanding Voltage:800V AC/minute
- 7.Pin Retention Force:15N min.
- 8.Housing material:LCP UL94-V0,Natural
- 9.Terminal materl:Brass,
plating Ni 50u" min , plating Tin 100u"min.
- 10.Solder tab material:Brass,
plating Ni 50u" min , plating Tin 100u"min.

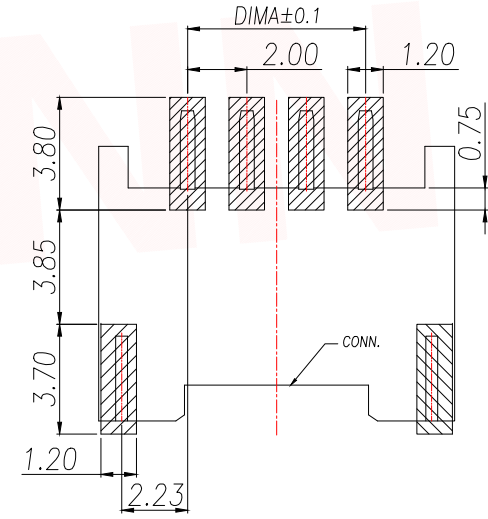
N-0.50 (SQ) 2.00(PITCH)



2 PIN 结构样式
(Structural style)



3 PIN 结构样式
(Structural style)



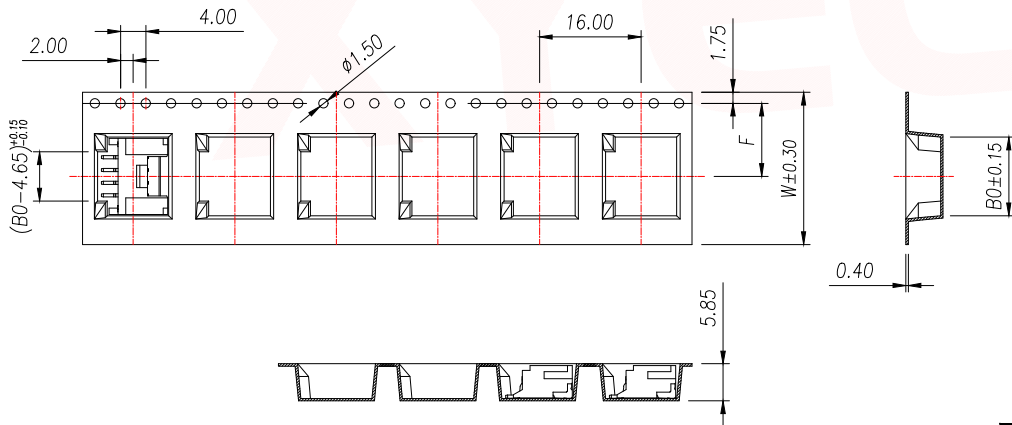
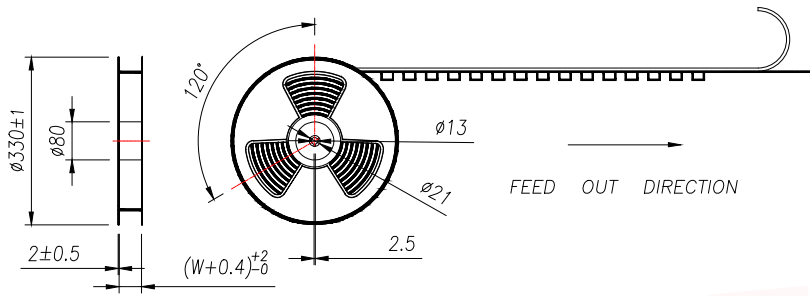
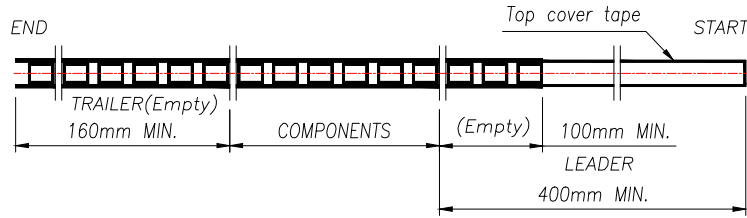
RECOMMENDED PCB LAYOUT TOP VIEW (TOLERANCE:±0.05)

▨ SMT SOLDER AREA

PIN	NO.	Dim A	Dim B	Dim C
2	XY-HY2.0-2A61	2.00	4.90	8.00
3	XY-HY2.0-3A61	4.00	6.90	10.00
4	XY-HY2.0-4A61	6.00	8.90	12.00
5	XY-HY2.0-5A61	8.00	10.90	14.00
6	XY-HY2.0-6A61	10.00	12.90	16.00
7	XY-HY2.0-7A61	12.00	14.90	18.00
8	XY-HY2.0-8A61	14.00	16.90	20.00
9	XY-HY2.0-9A61	16.00	18.90	22.00
10	XY-HY2.0-10A61	18.00	20.90	24.00
11	XY-HY2.0-11A61	20.00	22.90	26.00
12	XY-HY2.0-12A61	22.00	24.90	28.00
13	XY-HY2.0-13A61	24.00	26.90	30.00
14	XY-HY2.0-14A61	26.00	28.90	32.00
15	XY-HY2.0-15A61	28.00	30.90	34.00
16	XY-HY2.0-16A61	30.00	32.90	36.00

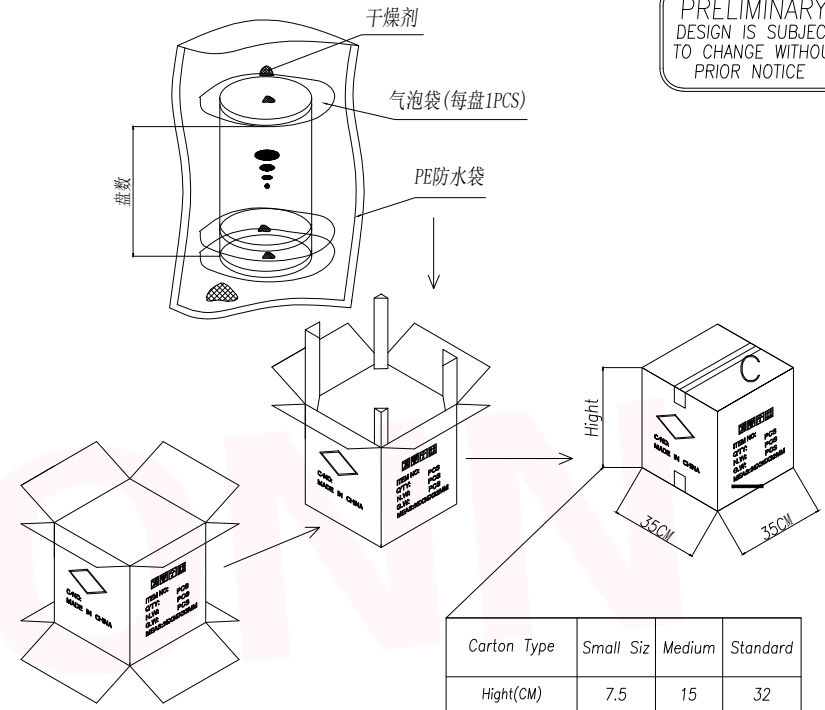
DIMENSION IN mm		TOLERANCE UNLESS OTHERWISE SPECIFIED		厦门市辛译精密电子有限公司 Xiamen XinYi Xyconn Electronics Co.,Ltd	
.X±0.35	X.*± 5°	APR.	Alex	TITLE: WAFER 2.00mm H5.2mm W/ B 90°SMT	
.XX±0.25	.X.*± 3°	CHK.	Jack	DWG NO. XY-HY2.0-NA61	
.XXX±0.15	.XX.*± 1°	DRA.	Can	PROJ. CUSTOMER DRAWING	
		SIZE	A4	SCALE	1:1
		SHEET	1/3	REV.	A

REV.	Q'TY	ECN. NO.	APR.	DATE



PIN	NO.	Dim B0	Dim W	Dim F	PCS/RELL	RELL/CARTON	PCS/CARTON
2	XY-HY2.0-NA61	8.40	16	7.5	700	14	9800
3	XY-HY2.0-NA61	10.40	24	11.50		10	7000
4	XY-HY2.0-NA61	12.40					
5	XY-HY2.0-NA61	14.40					
6	XY-HY2.0-NA61	16.40					

PRELIMINARY DESIGN IS SUBJECT TO CHANGE WITHOUT PRIOR NOTICE



Carton Type	Small Siz	Medium	Standard
Height(CM)	7.5	15	32

- NOTE:
- 1.10 SPROCKET HOLE PITCH CUMULATIVE TOLERANCE $\pm 0.2\text{mm}$.
 - 2.CARRIER CAMBER NOT TO EXCEED 1mm IN 100mm.
 - 3.ALL DIMENSIONS MEET EIA-481 REQUIREMENTS.
 - 4.MATERIAL: CLEAR ANTISTATIC PS, COLD SEALING.
 - 5.THICKNESS: $0.40 \pm 0.05\text{mm}$.
 - 6.PACKING LENGTH PER REEL: 11.52 METERS.
 - 7.COMPONENT LOAD PER REEL: 700 PCS.

DIMENSION IN mm		厦门市辛译精密电子有限公司 Xiamen XinYi Xyconn Electronics Co.,Ltd			
TOLERANCE UNLESS OTHERWISE SPECIFIED					
.X \pm 0.35	X.* \pm 5°	APR.	Alex	TITLE: WAFER 2.00mm H5.2mm W/ B 90°SMT	
.XX \pm 0.25	.X* \pm 3°	CHK.	Jack	DWG NO. XY-HY2.0-NA61	
.XXX \pm 0.15	.XX* \pm 1°	DRA.	Can	PROJ. CUSTOMER DRAWING	
		SIZE A4	SCALE 1:1	SHEET 2/3	REV. A

