

|      |      |          |      |      |
|------|------|----------|------|------|
| REV. | Q'TY | ECN. NO. | APR. | DATE |
|      |      |          |      |      |

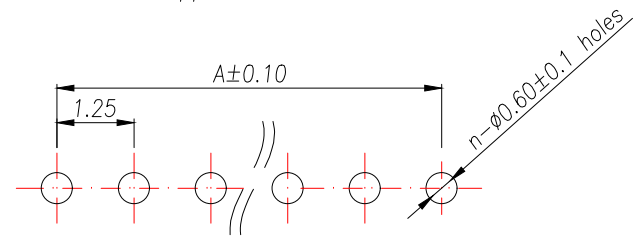
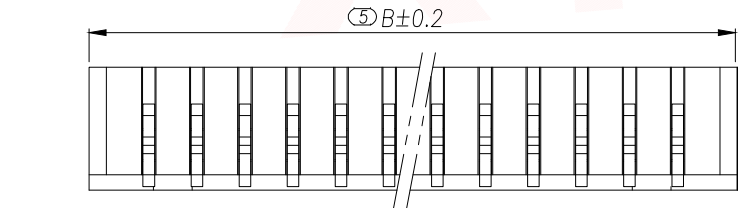
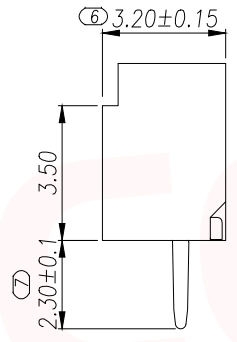
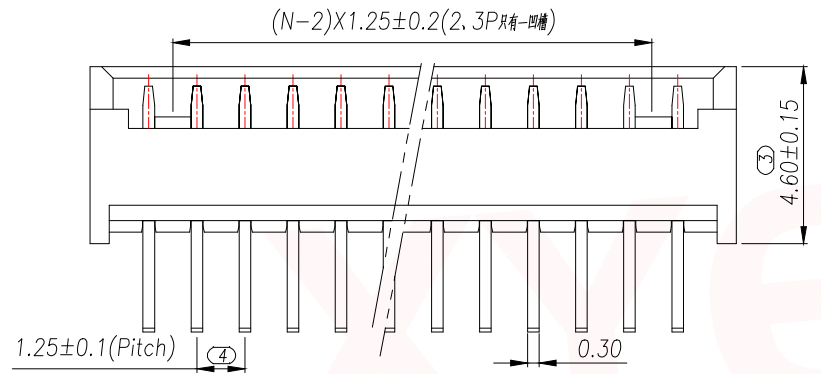
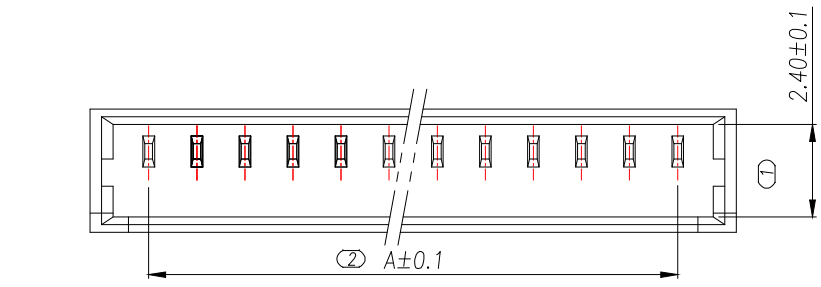
技术指标:

- 1、塑件表面应光洁、无毛刺、明显收缩、缺陷、裂纹等现象;
- 2、温度范围:  $-25^{\circ}\text{C}\sim 85^{\circ}\text{C}$ ;
- 3、额定电压: 200V, AC, DC(等效);
- 4、额定电流: 1A
- 5、接触电阻:  $\leq 0.03\Omega$ ;
- 6、绝缘电阻:  $\geq 1000\text{M}\Omega$ ;
- 7、耐压: 1000V, AC/minute.

PRELIMINARY  
DESIGN IS SUBJECT  
TO CHANGE WITHOUT  
PRIOR NOTICE

ROHS管理规定:

- 1、禁止使用含有ROHS指令所限制的物质。
- 2、对应的SGS或ITS出具的ICP-AES数据、不可测定物质的成分表, 有效期一年。



PCB寸法  
PCB Layout

| Part No         | PIN | A     | B     |
|-----------------|-----|-------|-------|
| XY-MX1.25-2A11  | 2   | 1.25  | 4.3   |
| XY-MX1.25-3A11  | 3   | 2.5   | 5.55  |
| XY-MX1.25-4A11  | 4   | 3.75  | 6.8   |
| XY-MX1.25-5A11  | 5   | 5     | 8.05  |
| XY-MX1.25-6A11  | 6   | 6.25  | 9.3   |
| XY-MX1.25-7A11  | 7   | 7.5   | 10.55 |
| XY-MX1.25-8A11  | 8   | 8.75  | 11.8  |
| XY-MX1.25-9A11  | 9   | 10    | 13.05 |
| XY-MX1.25-10A11 | 10  | 11.25 | 14.3  |
| XY-MX1.25-11A11 | 11  | 12.5  | 15.55 |
| XY-MX1.25-12A11 | 12  | 13.75 | 16.8  |
| XY-MX1.25-13A11 | 13  | 15    | 18.05 |
| XY-MX1.25-14A11 | 14  | 16.25 | 19.3  |
| XY-MX1.25-15A11 | 15  | 17.5  | 20.55 |
| XY-MX1.25-16A11 | 16  | 18.75 | 21.8  |

|    |         |               |     |                                    |
|----|---------|---------------|-----|------------------------------------|
| 2  | Contact | Brass         | n*1 | 电镀(锡): 整个表面镀底镍30u"MIN,再镀锡80u".MIN. |
| 1  | Wafer   | PA66(UL94V-0) | 1   | 本色                                 |
| 序号 | 名称      | 材料            | 数量  | 备注                                 |

**厦门市辛译精密电子有限公司**  
**Xiamen XinYi Xyecom Electronics Co.,Ltd**

|                                      |           |           |           |                                    |        |
|--------------------------------------|-----------|-----------|-----------|------------------------------------|--------|
| DIMENSION IN mm                      |           | APR. Alex |           | TITLE: WAFER 1.25mm H4.9mm 180°SMT |        |
| TOLERANCE UNLESS OTHERWISE SPECIFIED |           | CHK. Jack |           | DWG NO. XY-MX1.25-NA11             |        |
| .X±0.35                              | X.*± 5°   | DRA. Can  |           | PROJ.  CUSTOMER DRAWING            |        |
| .XX±0.25                             | .X.*± 3°  | SIZE A4   | SCALE 1:1 | SHEET 1/1                          | REV. A |
| .XXX±0.15                            | .XX.*± 1° |           |           |                                    |        |