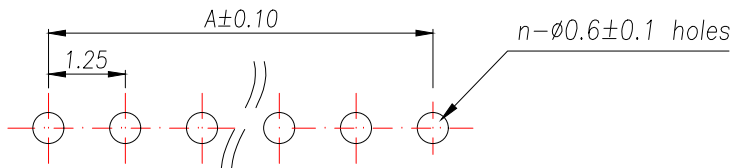
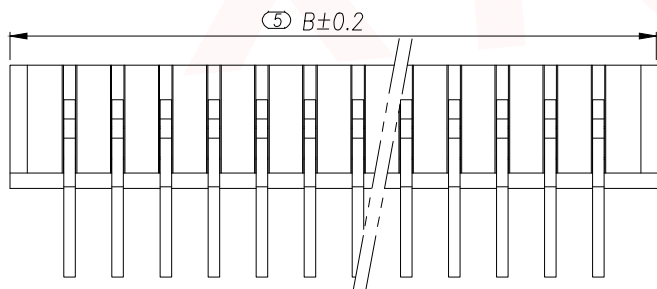
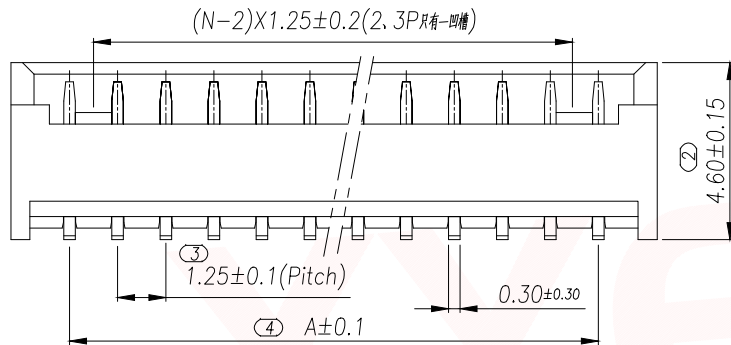
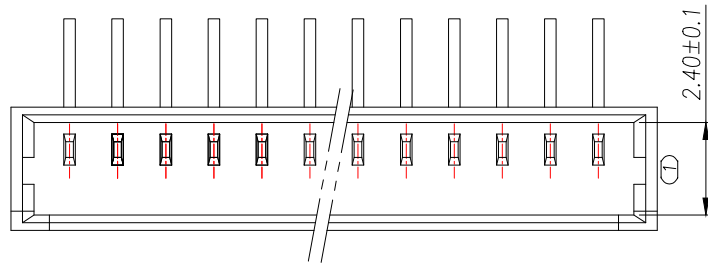
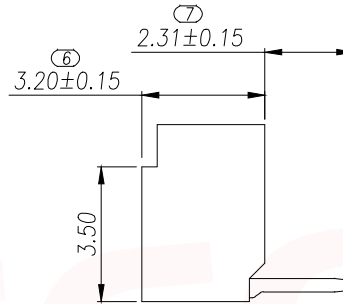


| | | | | |
|------|------|----------|------|------|
| REV. | Q'TY | ECN. NO. | APR. | DATE |
| | | | | |



PCB寸法
PCB Layout



技术指标:

- 1、塑件表面应光洁、无毛刺、明显收缩、缺陷、裂纹等现象;
- 2、温度范围: -25°C~85°C;
- 3、额定电压: 200V, AC, DC(等效);
- 4、额定电流: 1A
- 5、接触电阻: $\leq 0.03\Omega$;
- 6、绝缘电阻: $\geq 1000M\Omega$;
- 7、耐压: 1000V, AC/minute.

PRELIMINARY
DESIGN IS SUBJECT
TO CHANGE WITHOUT
PRIOR NOTICE

ROHS管理规定:

- 1、禁止使用含有ROHS指令所限制的物质。
- 2、对应的SGS或ITS出具的ICP-AES数据, 不可测定物质的成分表, 有效期一年。

| Part No | PIN | A | B |
|-----------------|-----|-------|-------|
| XY-MX1.25-2A21 | 2 | 1.25 | 4.3 |
| XY-MX1.25-3A21 | 3 | 2.5 | 5.55 |
| XY-MX1.25-4A21 | 4 | 3.75 | 6.8 |
| XY-MX1.25-5A21 | 5 | 5 | 8.05 |
| XY-MX1.25-6A21 | 6 | 6.25 | 9.3 |
| XY-MX1.25-7A21 | 7 | 7.5 | 10.55 |
| XY-MX1.25-8A21 | 8 | 8.75 | 11.8 |
| XY-MX1.25-9A21 | 9 | 10 | 13.05 |
| XY-MX1.25-10A21 | 10 | 11.25 | 14.3 |
| XY-MX1.25-11A21 | 11 | 12.5 | 15.55 |
| XY-MX1.25-12A21 | 12 | 13.75 | 16.8 |
| XY-MX1.25-13A21 | 13 | 15 | 18.05 |
| XY-MX1.25-14A21 | 14 | 16.25 | 19.3 |
| XY-MX1.25-15A21 | 15 | 17.5 | 20.55 |
| XY-MX1.25-16A21 | 16 | 18.75 | 21.8 |

| | | | | |
|----|---------|---------------|-----|------------------------------------|
| 2 | Contact | Brass | n*1 | 电镀(锡): 整个表面镀底镍30u"MIN,再镀锡80u".MIN. |
| 1 | Wafer | PA66(UL94V-0) | 1 | 本色 |
| 序号 | 名称 | 材料 | 数量 | 备注 |

| | | | | |
|--------------------------------------|-----------|--|--------|------------------------------------|
| DIMENSION IN mm | | 厦门市辛译精密电子有限公司 Xiamen XinYi Xyconn Electronics Co.,Ltd | | |
| TOLERANCE UNLESS OTHERWISE SPECIFIED | | | | |
| .X±0.35 | X.*±5° | APR. | Alex | TITLE: WAFER 1.25mm H4.9mm 180°SMT |
| .XX±0.25 | .X.*±3° | CHK. | Jack | DWG NO. XY-MX1.25-NA21 |
| .XXX±0.15 | .XX.*±1° | DRA. | Can | PROJ. CUSTOMER DRAWING |
| SIZE A4 | SCALE 1:1 | SHEET 1/1 | REV. A | |