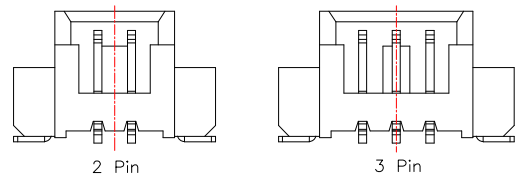
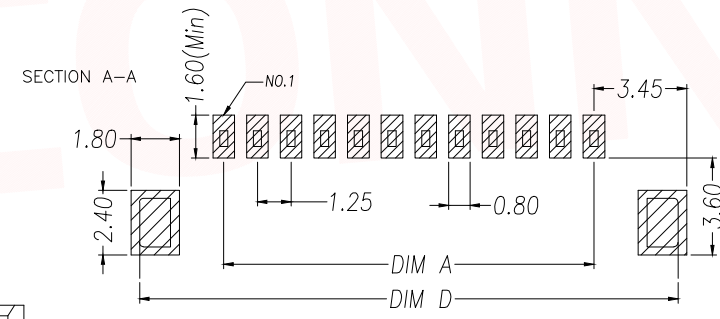
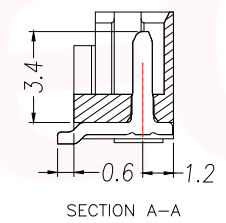
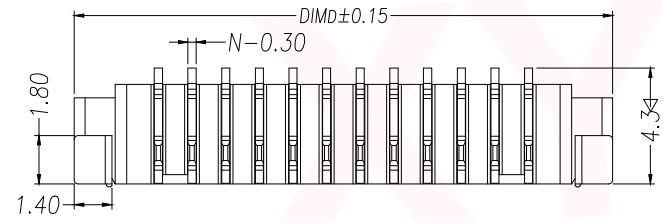
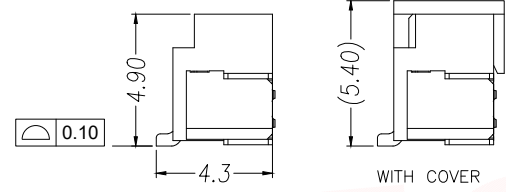
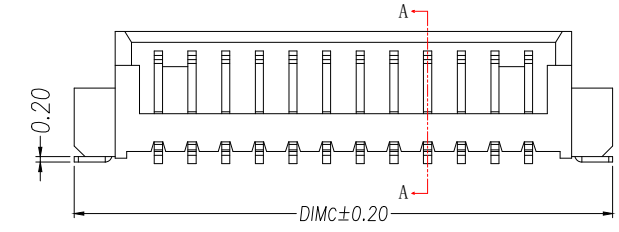
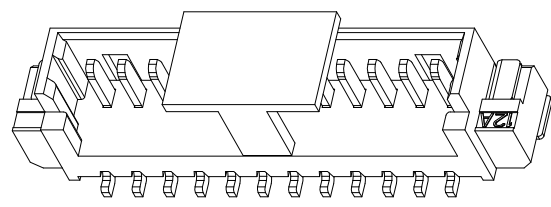
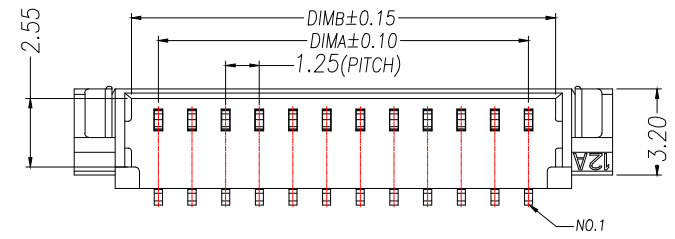


REV.	Q'TY	ECN. NO.	APR.	DATE

PRELIMINARY
DESIGN IS SUBJECT
TO CHANGE WITHOUT
PRIOR NOTICE

NOTES:

- Working temp:-25°C~85°C.
- Voltage rating:50V AC/DC(rms)
- Contact resistance:40mΩ max.
- Insulation resistance:100MΩ min.
- Current rating:1A AV/DC
- Withstanding Voltage:500V AC/minute
- Pin Retention Force:5N min.
- Housing material:LCP UL94-V0,Natural
- Terminal materl:Brass,
plating Ni 40u" min , plating Tin 100u"min.
- Solder tab material:Brass,
plating Ni 40u" min , plating Tin 100u"min.

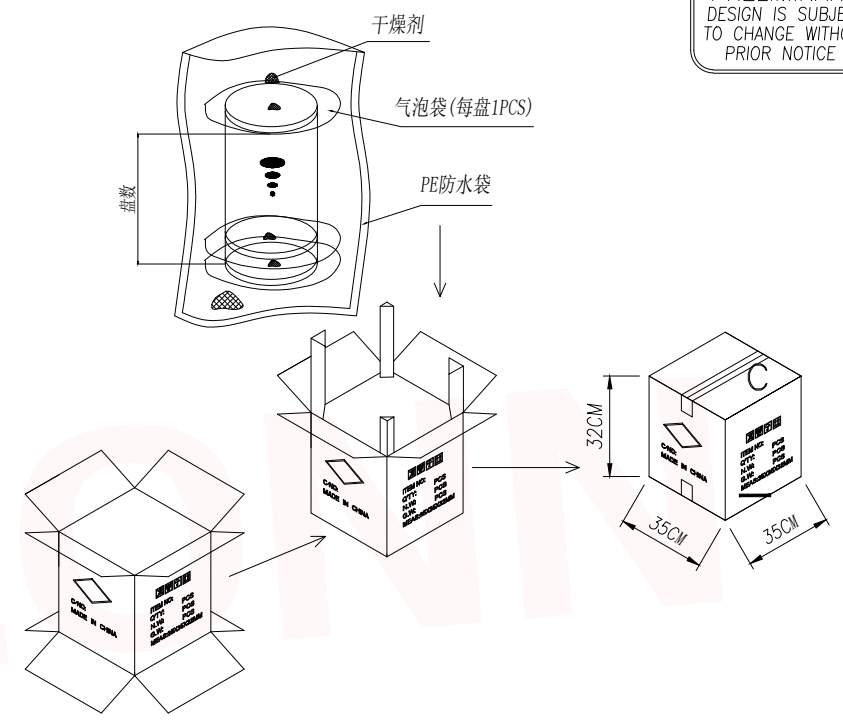
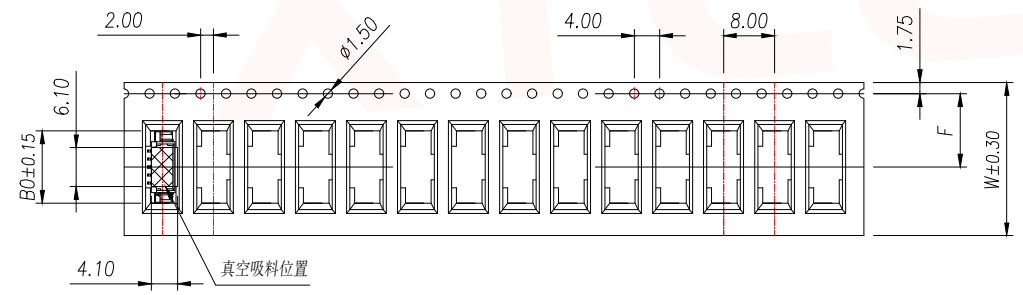
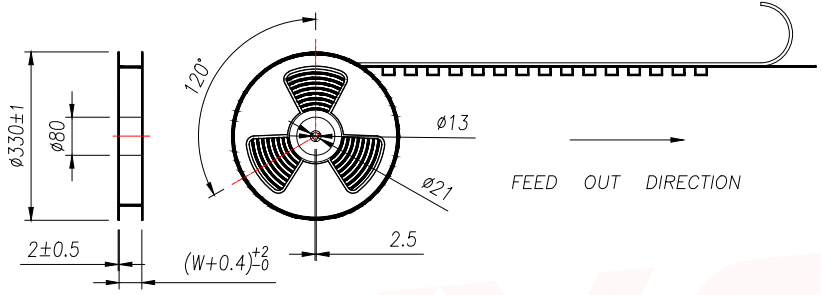
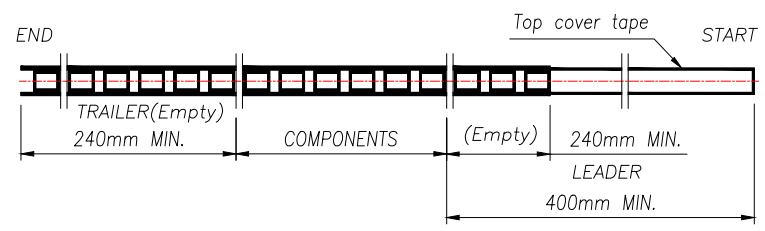


PIN	NO.	Dim A	Dim B	Dim C	Dim D
2	XY-MX1.25-2A51	1.25	3.25	7.50	7.50
3	XY-MX1.25-3A51	2.50	4.50	8.75	8.75
4	XY-MX1.25-4A51	3.75	5.75	10.00	10.00
5	XY-MX1.25-5A51	5.00	7.00	11.25	11.25
6	XY-MX1.25-6A51	6.25	8.25	12.50	12.50
7	XY-MX1.25-7A51	7.50	9.50	13.75	13.75
8	XY-MX1.25-8A51	8.75	10.75	15.00	15.00
9	XY-MX1.25-9A51	10.00	12.00	16.25	16.25
10	XY-MX1.25-10A51	11.25	13.25	17.50	17.50
11	XY-MX1.25-11A51	12.50	14.50	18.75	18.75
12	XY-MX1.25-12A51	13.75	15.75	20.00	20.00
13	XY-MX1.25-13A51	15.00	17.00	21.25	21.25
14	XY-MX1.25-14A51	16.25	18.25	22.50	22.50
15	XY-MX1.25-15A51	17.50	19.50	23.75	23.75
16	XY-MX1.25-16A51	18.75	20.75	25.00	25.00

DIMENSION IN mm		厦门市辛译精密电子有限公司 Xiamen XinYi Xyconn Electronics Co.,Ltd	
TOLERANCE UNLESS OTHERWISE SPECIFIED			
.X±0.35	X.*± 5°	APR. Alex	TITLE: WAFER 1.25mm H4.9mm 180°SMT
.XX±0.25	.X*± 3°	CHK. Jack	DWG NO. XY-MX1.25-NA51
.XXX±0.15	.XX*± 1°	DRA. Can	PROJ. CUSTOMER DRAWING
SIZE A4	SCALE 1:1	SHEET 1/3	REV. A

REV.	Q'TY	ECN. NO.	APR.	DATE

PRELIMINARY DESIGN IS SUBJECT TO CHANGE WITHOUT PRIOR NOTICE

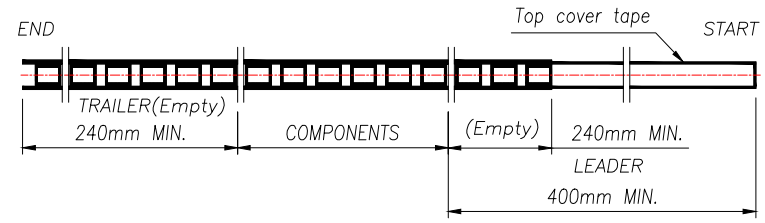


- NOTE:
- 1.10 SPROCKET HOLE PITCH CUMULATIVE TOLERANCE $\pm 0.2\text{mm}$.
 - 2.CARRIER CAMBER NOT TO EXCEED 1mm IN 100mm.
 - 3.ALL DIMENSIONS MEET EIA-481 REQUIREMENTS.
 - 4.MATERIAL: CLEAR ANTISTATIC PS, COLD SEALING.
 - 5.COMPONENT LOAD PER REEL: 1500 PCS.

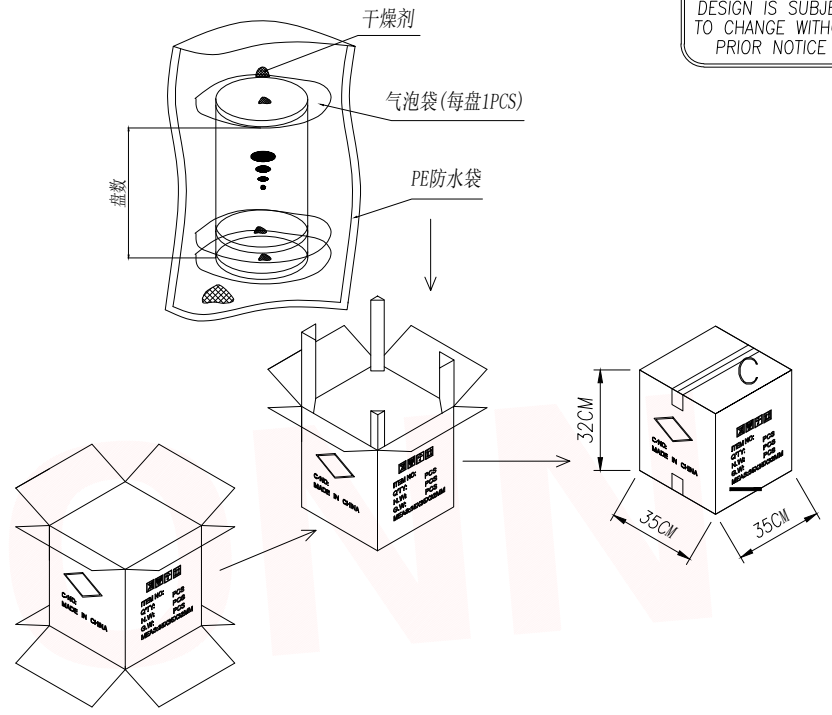
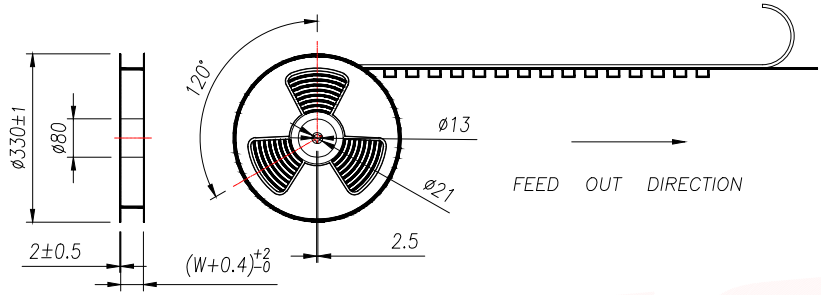
PIN	NO.	B0	Dim W	Dim F	PCS/RELL	RELL/CARTON	PCS/CARTON
2	XY-MX1.25-2A51	7.80	16	7.50	1500	14	21000
3	XY-MX1.25-3A51	9.05					
4	XY-MX1.25-4A51	10.30	24	11.50	1500	10	15000
5	XY-MX1.25-5A51	11.55					
6	XY-MX1.25-6A51	12.80					
7	XY-MX1.25-7A51	14.05					
8	XY-MX1.25-8A51	15.30					

DIMENSION IN mm		厦门市辛译精密电子有限公司 Xiamen XinYi Xyconn Electronics Co.,Ltd			
TOLERANCE UNLESS OTHERWISE SPECIFIED		APR. Alex	TITLE: WAFER 1.25mm H4.9mm 180°SMT		
.X \pm 0.35	X.* \pm 5*	CHK. Jack	DWG NO. XY-MX1.25-NA51		
.XX \pm 0.25	.X.* \pm 3*	DRA. Can	PROJ. CUSTOMER DRAWING		
.XXX \pm 0.15	.XX.* \pm 1*		SIZE A4	SCALE 1:1	SHEET 2/3 REV. A

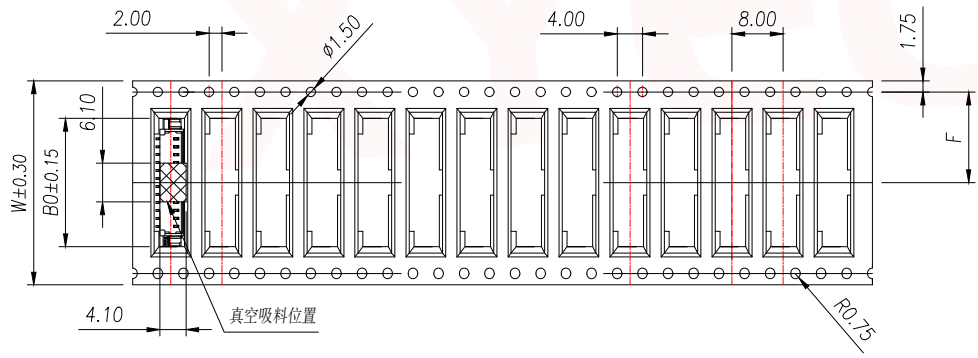
REV.	Q'TY	ECN. NO.	APR.	DATE



PRELIMINARY
DESIGN IS SUBJECT
TO CHANGE WITHOUT
PRIOR NOTICE



- NOTE:
- 1.10 SPROCKET HOLE PITCH CUMULATIVE TOLERANCE $\pm 0.2\text{mm}$.
 - 2.CARRIER CAMBER NOT TO EXCEED 1mm IN 100mm.
 - 3.ALL DIMENSIONS MEET EIA-481 REQUIREMENTS.
 - 4.MATERIAL: CLEAR ANTISTATIC PS, COLD SEALING.
 - 5.COMPONENT LOAD PER REEL: 1500 PCS.



PIN	NO.	B0	Dim W	Dim F	PCS/RELL	RELL/CARTON	PCS/CARTON
09	XY-MX1.25-9A51	16.55	32	14.2	1500	8	12000
10	XY-MX1.25-10A51	17.80					
11	XY-MX1.25-11A51	19.05					
12	XY-MX1.25-12A51	20.30	44	20.2	1500	6	9000
13	XY-MX1.25-13A51	21.55					
14	XY-MX1.25-14A51	22.80					
15	XY-MX1.25-15A51	24.05					
16	XY-MX1.25-16A51	25.30					

DIMENSION IN mm		厦门市辛译精密电子有限公司 Xiamen XinYi Xyconn Electronics Co.,Ltd			
TOLERANCE UNLESS OTHERWISE SPECIFIED		APR.	Alex	TITLE: WAFER 1.25mm H4.9mm 180°SMT	
.X \pm 0.35	X.* \pm 5*	CHK.	Jack	DWG NO. XY-MX1.25-NA51	
.XX \pm 0.25	.X* \pm 3*	DRA.	Can	PROJ. CUSTOMER DRAWING	
.XXX \pm 0.15	.XX* \pm 1*	SIZE	A4	SCALE	1:1
		SHEET	3/3	REV.	A