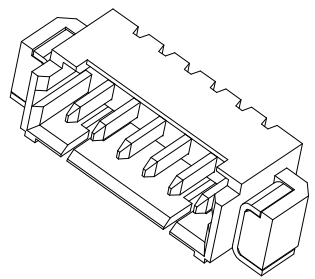
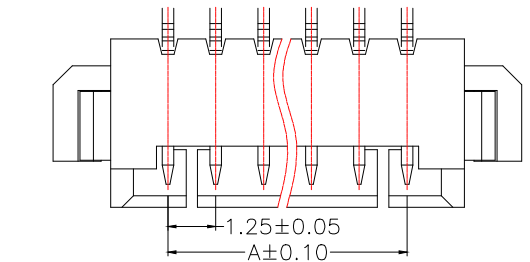


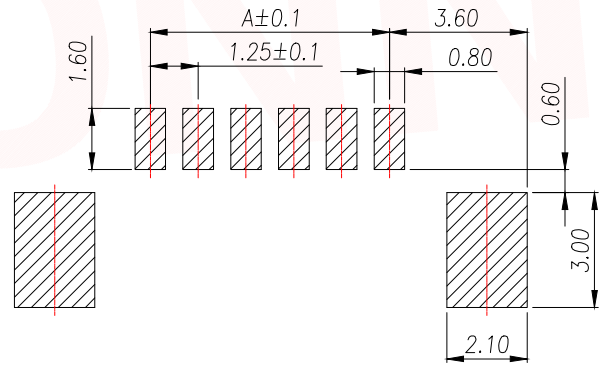
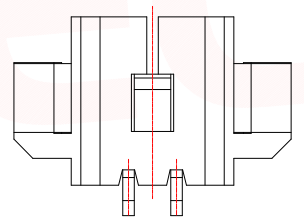
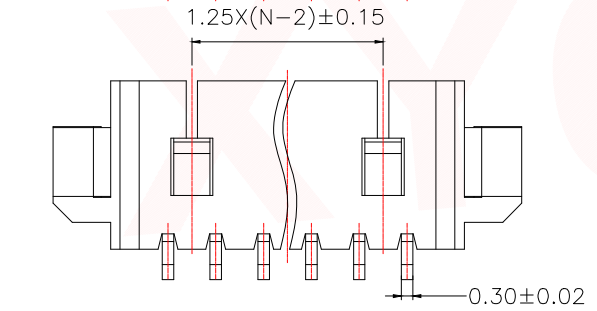
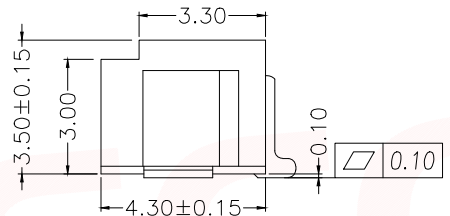
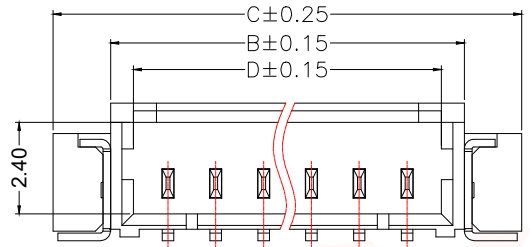
| | | | | |
|------|------|----------|------|------|
| REV. | Q'TY | ECN. NO. | APR. | DATE |
| | | | | |

PRELIMINARY
DESIGN IS SUBJECT
TO CHANGE WITHOUT
PRIOR NOTICE



NOTES:

- Working temp:-25°C~85°C.
- Voltage rating:100V AC/DC(rms)
- Contact resistance:40mΩ max.
- Insulation resistance:100MΩ min.
- Current rating:1A AV/DC
- Withstanding Voltage:500V AC/minute
- Pin Retention Force:5N min.
- Housing material:LCP UL94-V0,Natural
- Terminal mater:Brass,
plating Ni 50u" min , plating Tin 100u"min.
- Solder tab material:Brass,
plating Ni 50u" min , plating Tin 100u"min.



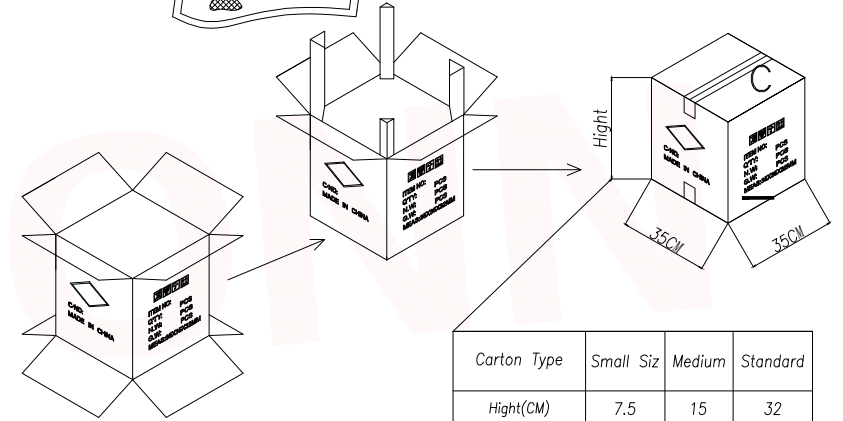
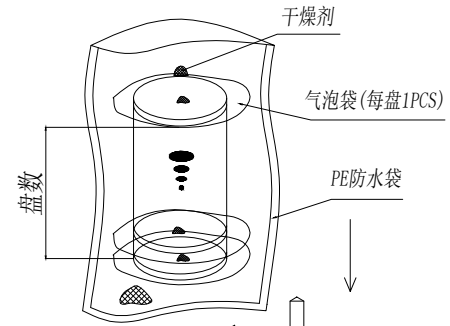
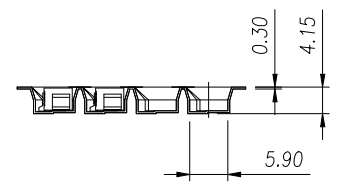
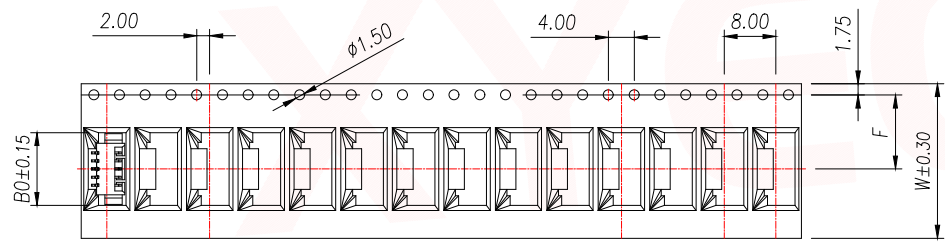
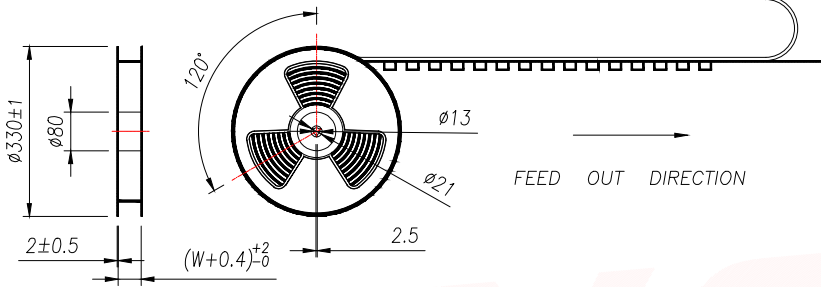
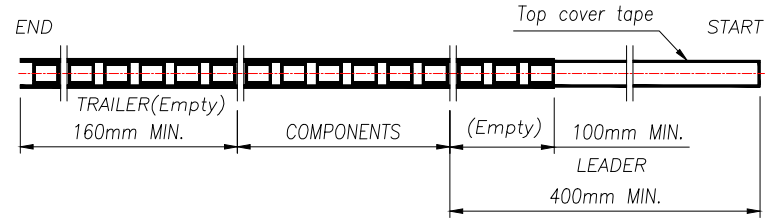
2P&3P

| PIN | NO. | Dim A | Dim B | Dim C | Dim D |
|-----|-----------------|-------|-------|-------|-------|
| 2 | XY-MX1.25-2A61 | 1.25 | 4.45 | 7.45 | 3.05 |
| 3 | XY-MX1.25-3A61 | 2.50 | 5.70 | 8.70 | 4.30 |
| 4 | XY-MX1.25-4A61 | 3.75 | 6.95 | 9.95 | 5.55 |
| 5 | XY-MX1.25-5A61 | 5.00 | 8.20 | 11.20 | 6.80 |
| 6 | XY-MX1.25-6A61 | 6.25 | 9.45 | 12.45 | 8.05 |
| 7 | XY-MX1.25-7A61 | 7.50 | 10.70 | 13.70 | 9.30 |
| 8 | XY-MX1.25-8A61 | 8.75 | 11.95 | 14.95 | 10.55 |
| 9 | XY-MX1.25-9A61 | 10.00 | 13.20 | 16.20 | 11.8 |
| 10 | XY-MX1.25-10A61 | 11.25 | 14.45 | 17.45 | 13.05 |
| 11 | XY-MX1.25-11A61 | 12.50 | 15.70 | 18.70 | 14.3 |
| 12 | XY-MX1.25-12A61 | 13.75 | 16.95 | 19.95 | 15.55 |
| 13 | XY-MX1.25-13A61 | 15.00 | 18.20 | 21.20 | 16.80 |
| 14 | XY-MX1.25-14A61 | 16.25 | 19.45 | 22.45 | 18.05 |
| 15 | XY-MX1.25-15A61 | 17.50 | 20.70 | 23.70 | 19.3 |
| 16 | XY-MX1.25-16A61 | 18.75 | 21.95 | 24.95 | 20.55 |

| | | | | |
|--------------------------------------|----------|--|--|------------------|
| DIMENSION IN mm | | 厦门市辛译精密电子有限公司 Xiamen XinYi Xyconn Electronics Co.,Ltd | | |
| TOLERANCE UNLESS OTHERWISE SPECIFIED | | APR. Alex | TITLE: WAFER 1.25mm H3.6mm W/ B 90°SMT | |
| .X±0.35 | .X*± 5° | CHK. Jack | DWG NO. XY-MX1.25-NA61 | |
| .XX±0.25 | .X*± 3° | DRA. Can | PROJECT: CUSTOMER DRAWING | |
| .XXX±0.15 | .XX*± 1° | SIZE A4 | SCALE 1:1 | SHEET 1/3 REV. A |

| | | | | |
|------|------|----------|------|------|
| REV. | Q'TY | ECN. NO. | APR. | DATE |
| | | | | |

PRELIMINARY
DESIGN IS SUBJECT
TO CHANGE WITHOUT
PRIOR NOTICE



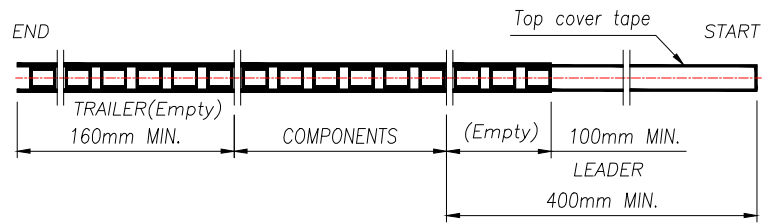
| Carton Type | Small Siz | Medium | Standard |
|-------------|-----------|--------|----------|
| Hight(CM) | 7.5 | 15 | 32 |

- NOTE:
- 1.10 SPROCKET HOLE PITCH CUMULATIVE TOLERANCE ± 0.2 mm.
 - 2.CARRIER CAMBER NOT TO EXCEED 1mm IN 100mm.
 - 3.ALL DIMENSIONS MEET EIA-481 REQUIREMENTS.
 - 4.MATERIAL: CLEAR ANTISTATIC PS, COLD SEALING.
 - 5.THICKNESS: 0.30 ± 0.05 mm.
 - 6.PACKING LENGHT PER REEL: 16.5 METERS.
 - 7.COMPONENT LOAD PER REEL: 2000 PCS.

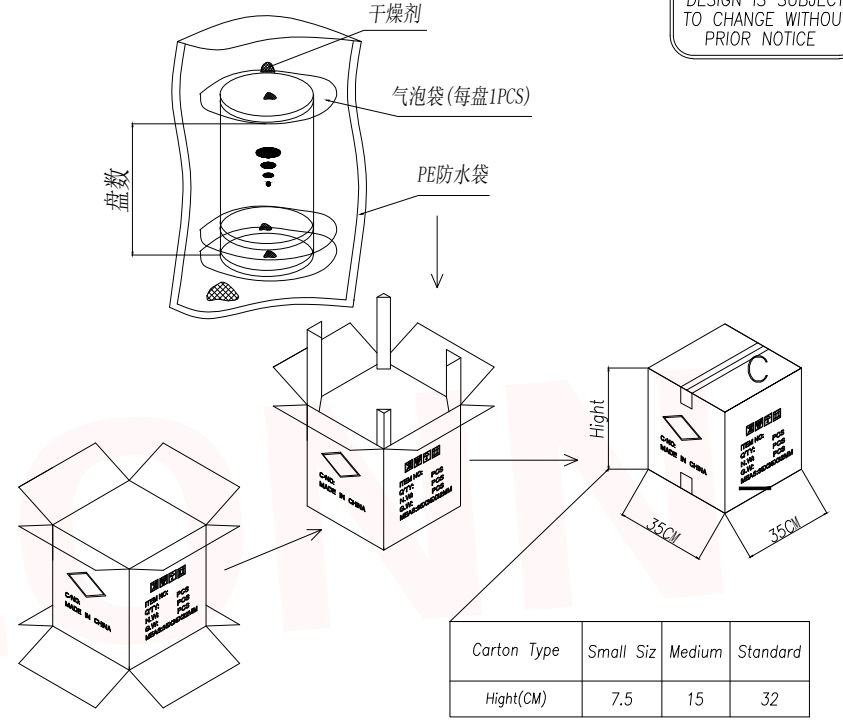
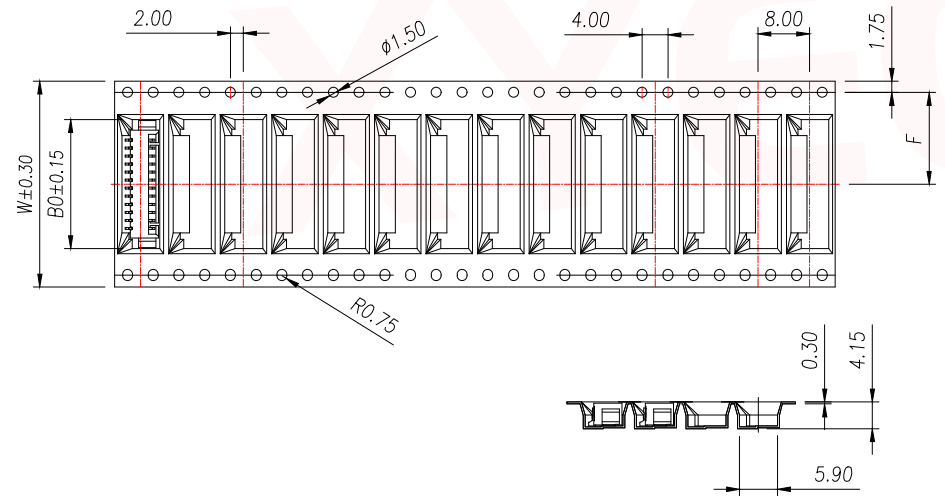
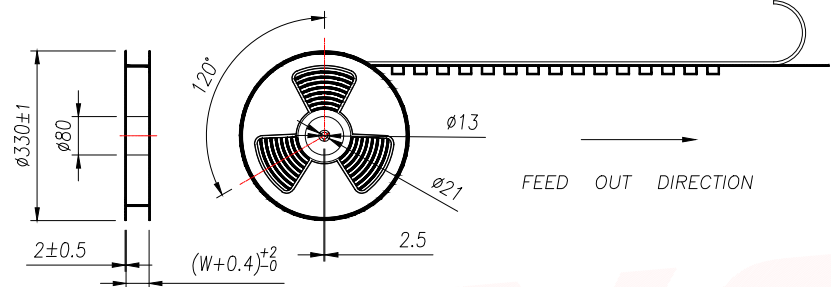
| PIN | NO. | Dim B0 | Dim W | Dim F | PCS/RELL | RELL/CARTON | PCS/CARTON |
|-----|----------------|--------|-------|-------|----------|-------------|------------|
| 2 | XY-MX1.25-2A61 | 7.55 | 16 | 7.5 | 2000 | 14 | 28000 |
| 3 | XY-MX1.25-3A61 | 8.80 | | | | | |
| 4 | XY-MX1.25-4A61 | 10.05 | 24 | 11.50 | | 10 | 20000 |
| 5 | XY-MX1.25-5A61 | 11.30 | | | | | |
| 6 | XY-MX1.25-6A61 | 12.55 | | | | | |
| 7 | XY-MX1.25-7A61 | 13.80 | | | | | |
| 8 | XY-MX1.25-8A61 | 15.05 | | | | | |

| DIMENSION IN mm | | 厦门市辛译精密电子有限公司 Xiamen XinYi Xyconn Electronics Co.,Ltd | | | |
|--------------------------------------|----------------|--|------|--|-----------|
| TOLERANCE UNLESS OTHERWISE SPECIFIED | | APR. | Alex | TITLE: WAFER 1.25mm H3.6mm W/ B 90°SMT | |
| .X \pm 0.35 | X.* \pm 5* | CHK. | Jack | DWG NO. XY-MX1.25-NA61 | |
| .XX \pm 0.25 | .X.* \pm 3* | PROJ. | | CUSTOMER DRAWING | |
| .XXX \pm 0.15 | .XX.* \pm 1* | DRA. | Can | SIZE A4 | SCALE 1:1 |
| | | SHEET | 2/3 | REV. | A |

| | | | | |
|------|------|----------|------|------|
| REV. | Q'TY | ECN. NO. | APR. | DATE |
| | | | | |



PRELIMINARY
DESIGN IS SUBJECT
TO CHANGE WITHOUT
PRIOR NOTICE



| Carton Type | Small Siz | Medium | Standard |
|-------------|-----------|--------|----------|
| Height(CM) | 7.5 | 15 | 32 |

- NOTE:
- 1.10 SPROCKET HOLE PITCH CUMULATIVE TOLERANCE $\pm 0.2\text{mm}$.
 - 2.CARRIER CAMBER NOT TO EXCEED 1mm IN 100mm.
 - 3.ALL DIMENSIONS MEET EIA-481 REQUIREMENTS.
 - 4.MATERIAL: CLEAR ANTISTATIC PS, COLD SEALING.
 - 5.THICKNESS: $0.30 \pm 0.05\text{mm}$.
 - 6.PACKING LENGTH PER REEL: 16.5 METERS.
 - 7.COMPONENT LOAD PER REEL: 2000 PCS.

| PIN | NO. | Dim B0 | Dim W | Dim F | PCS/RELL | RELL/CARTON | PCS/CARTON |
|-----|-----------------|--------|-------|-------|----------|-------------|------------|
| 9 | XY-MX1.25-9A61 | 16.30 | 32 | 14.2 | 2000 | 8 | 16000 |
| 10 | XY-MX1.25-10A61 | 17.55 | | | | | |
| 11 | XY-MX1.25-11A61 | 18.80 | | | | | |
| 12 | XY-MX1.25-12A61 | 20.05 | | | | | |
| 13 | XY-MX1.25-13A61 | 21.30 | 44 | 20.2 | 6 | 12000 | |
| 14 | XY-MX1.25-14A61 | 22.55 | | | | | |
| 15 | XY-MX1.25-15A61 | 23.80 | | | | | |
| 16 | XY-MX1.25-16A61 | 25.05 | | | | | |

| | | | |
|--------------------------------------|---------------|--|--|
| DIMENSION IN mm | | 厦门市辛译精密电子有限公司 Xiamen XinYi Xyconn Electronics Co.,Ltd | |
| TOLERANCE UNLESS OTHERWISE SPECIFIED | | | |
| .X \pm 0.35 | X.* \pm 5* | APR. Alex | TITLE: WAFER 1.25mm H3.6mm W/ B 90°SMT |
| .XX \pm 0.25 | .X* \pm 3* | CHK. Jack | DWG NO. XY-MX1.25-NA61 |
| .XXX \pm 0.15 | .XX* \pm 1* | DRA. Can | PROJ. CUSTOMER DRAWING |
| SIZE A4 | SCALE 1:1 | SHEET 3/3 | REV. A |