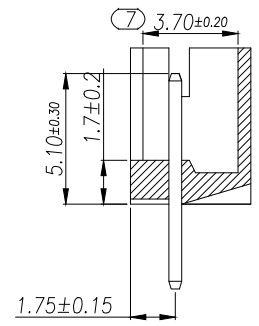
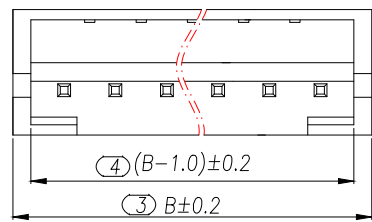
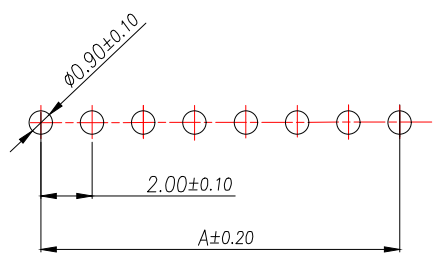
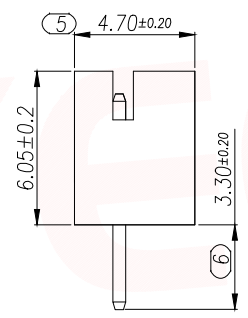
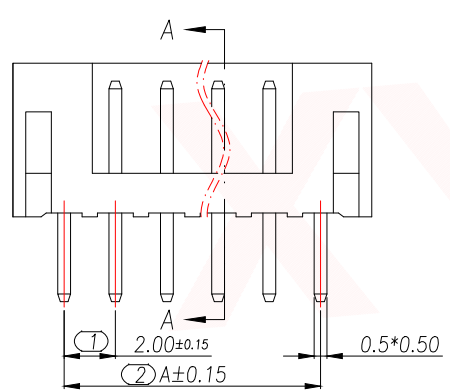


REV.	Q'TY	ECN. NO.	APR.	DATE

PRELIMINARY
DESIGN IS SUBJECT
TO CHANGE WITHOUT
PRIOR NOTICE



SECTION A-A



SUGGESTED PCB LAYOUT
(COMPONENT SIDE)

Part No	PIN	A	B
XY-PH2.0-2A11	2	2	6
XY-PH2.0-3A11	3	4	8
XY-PH2.0-4A11	4	6	10
XY-PH2.0-5A11	5	8	12
XY-PH2.0-6A11	6	10	14
XY-PH2.0-7A11	7	12	16
XY-PH2.0-8A11	8	14	18
XY-PH2.0-9A11	9	16	20
XY-PH2.0-10A11	10	18	22
XY-PH2.0-11A11	11	20	24
XY-PH2.0-12A11	12	22	26
XY-PH2.0-13A11	13	24	28
.....
XY-PH2.0-20A11	20	(20-1)*2	(20+1)*2

- 技术要求:
1. 塑料材料:PA66 (UL-94V-0)
 2. 接触件:黄铜镀锡
 3. 接触电阻: ≤10mΩ
 4. 绝缘电阻: ≥1000MΩ
 5. 额定电压:250V AC DC
 6. 额定电流:2.0A AC DC
 7. 耐压:能承受1000V AC/Min ute
 8. 工作温度:-25°~+85°
 9. 可焊性试验:浸锡面积>95%温度220±5°,时间 2.5±0.5秒
 10. 铅和锡等六大有害物质含量要符合环保要求

2	Contact	Brass	n*1	电镀(锡): 整个表面镀底镍30u"MIN,再镀锡80u".MIN.
1	Wafer	PA66(UL94V-0)	1	本色
序号	名称	材料	数量	备注

DIMENSION IN mm		厦门市辛译精密电子有限公司 Xiamen XinYi Xyconn Electronics Co.,Ltd		
TOLERANCE UNLESS OTHERWISE SPECIFIED				
.X±0.35	X.*± 5°	APR.	Alex	TITLE: WAFER 2.0mm H6.0mm 180° DIP
.XX±0.25	.X.*± 3°	CHK.	Jack	DWG NO. XY-PH2.0-NA11
.XXX±0.15	.XX.*± 1°	DRA.	Can	PROJ. CUSTOMER DRAWING
SIZE A4	SCALE 1:1	SHEET 1/1	REV. A	