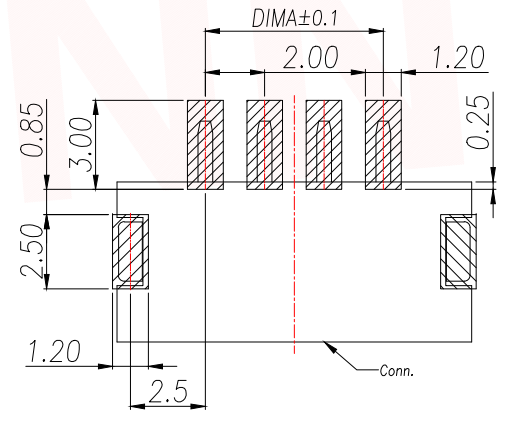
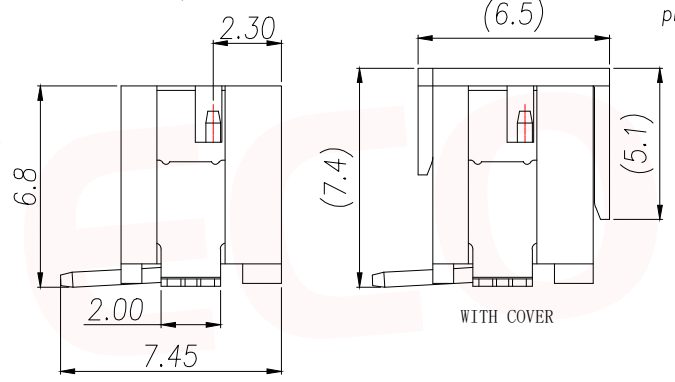
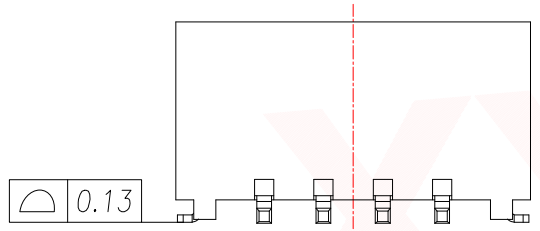
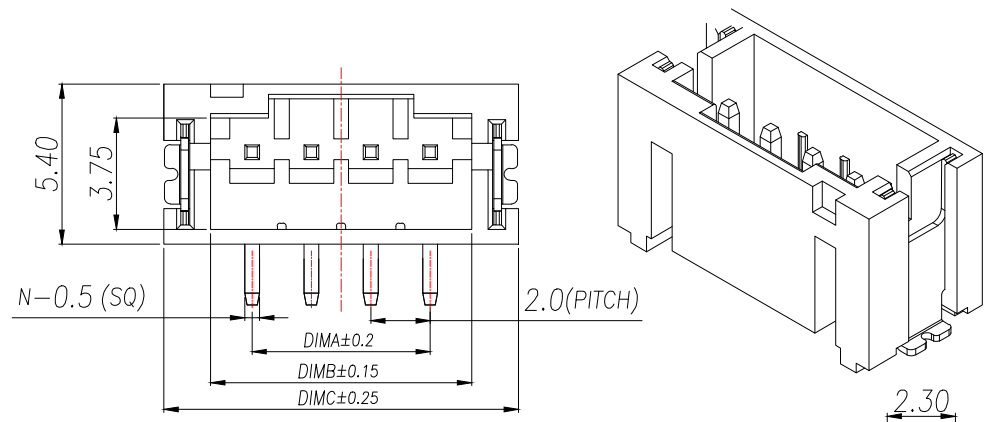


| | | | | |
|------|------|----------|------|------|
| REV. | Q'TY | ECN. NO. | APR. | DATE |
| | | | | |

PRELIMINARY
DESIGN IS SUBJECT
TO CHANGE WITHOUT
PRIOR NOTICE

NOTES:

1. Working temp: -25°C~85°C.
2. Voltage rating: 100V AV/DC(rms)
3. Contact resistance: 20mΩ max.
4. Insulation resistance: 1000MΩ min.
5. Current rating: 2A AV/DC
6. Withstanding Voltage: 800V AC/minute
7. Pin Retention Force: 15N min.
8. Housing material: LCP UL94-V0, Natural
9. Terminal materl: Brass,
plating Ni 50u" min , plating Tin 100u"min.
10. Solder tab material: Brass,
plating Ni 50u" min , plating Tin 100u"min.



RECOMMENDED PCB LAYOUT TOP VIEW (TOLERANCE:±0.05)

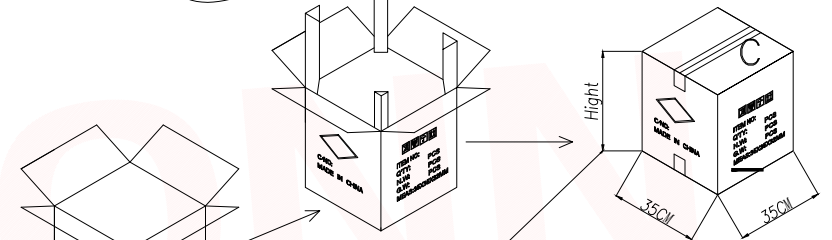
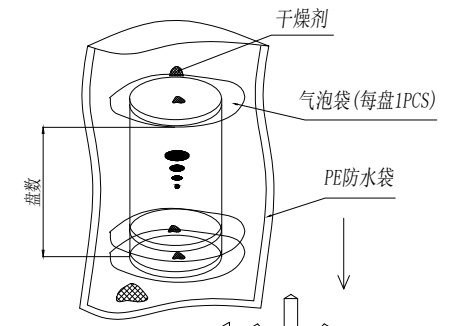
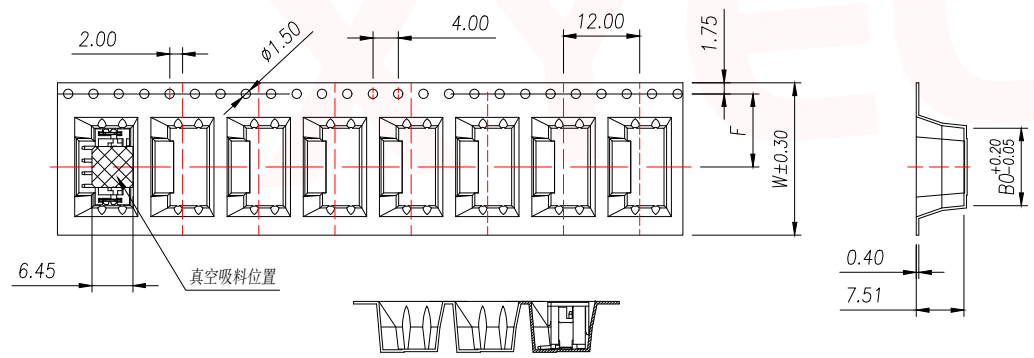
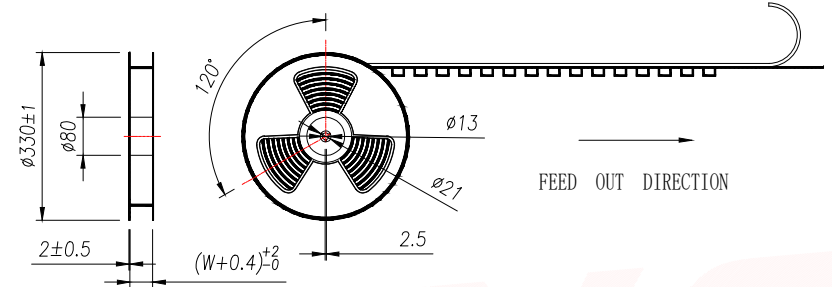
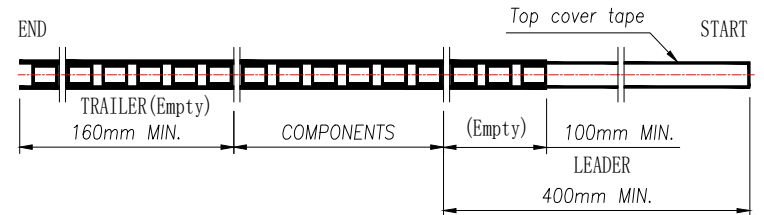
▨ SMT SOLDER AREA

| PIN | NO. | Dim A | Dim B | Dim C |
|-----|----------------|-------|-------|-------|
| 2 | XY-PH2.0-2A51 | 2.00 | 4.80 | 7.95 |
| 3 | XY-PH2.0-3A51 | 4.00 | 6.80 | 9.95 |
| 4 | XY-PH2.0-4A51 | 6.00 | 8.80 | 11.95 |
| 5 | XY-PH2.0-5A51 | 8.00 | 10.80 | 13.95 |
| 6 | XY-PH2.0-6A51 | 10.00 | 12.80 | 15.95 |
| 7 | XY-PH2.0-7A51 | 12.00 | 14.80 | 17.95 |
| 8 | XY-PH2.0-8A51 | 14.00 | 16.80 | 19.95 |
| 9 | XY-PH2.0-9A51 | 16.00 | 18.80 | 21.95 |
| 10 | XY-PH2.0-10A51 | 18.00 | 20.80 | 23.95 |
| 11 | XY-PH2.0-11A51 | 20.00 | 22.80 | 25.95 |
| 12 | XY-PH2.0-12A51 | 22.00 | 24.80 | 27.95 |
| 13 | XY-PH2.0-13A51 | 24.00 | 26.80 | 29.95 |
| 14 | XY-PH2.0-14A51 | 26.00 | 28.80 | 31.95 |
| 15 | XY-PH2.0-15A51 | 28.00 | 30.80 | 33.95 |
| 16 | XY-PH2.0-16A51 | 30.00 | 32.80 | 35.95 |

| DIMENSION IN mm | | 厦门市辛译精密电子有限公司 Xiamen XinYi Xyecomm Electronics Co.,Ltd | | |
|--------------------------------------|----------|---|------|------------------------------------|
| TOLERANCE UNLESS OTHERWISE SPECIFIED | | APR. | Alex | TITLE: WAFER 2.00mm H6.8mm 180°SMT |
| .X±0.35 | .X*± 5° | CHK. | Jack | DWG NO. XY-PH2.0-NA51 |
| .XX±0.25 | .X*± 3° | DRA. | Can | PROJ. CUSTOMER DRAWING |
| .XXX±0.15 | .XX*± 1° | SIZE | A4 | SCALE 1:1 SHEET 1/3 REV. A |

| | | | | |
|------|------|----------|------|------|
| REV. | Q'TY | ECN. NO. | APR. | DATE |
| | | | | |

PRELIMINARY
DESIGN IS SUBJECT
TO CHANGE WITHOUT
PRIOR NOTICE



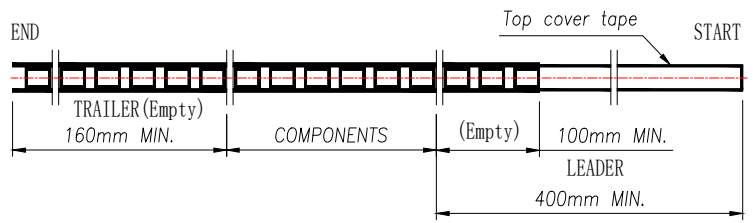
| Carton Type | Small Siz | Medium | Standard |
|-------------|-----------|--------|----------|
| Height(CM) | 7.5 | 15 | 32 |

- NOTE:
- 1.10 SPROCKET HOLE PITCH CUMULATIVE TOLERANCE $\pm 0.2\text{mm}$.
 - 2.CARRIER CAMBER NOT TO EXCEED 1mm IN 100mm.
 - 3.ALL DIMENSIONS MEET EIA-481 REQUIREMENTS.
 - 4.MATERIAL: CLEAR ANTISTATIC PS, COLD SEALING.
 - 5.THICKNESS: $0.40 \pm 0.05\text{mm}$.
 - 6.PACKING LENGTH PER REEL: 8.8 METERS.
 - 7.COMPONENT LOAD PER REEL: 700 PCS.

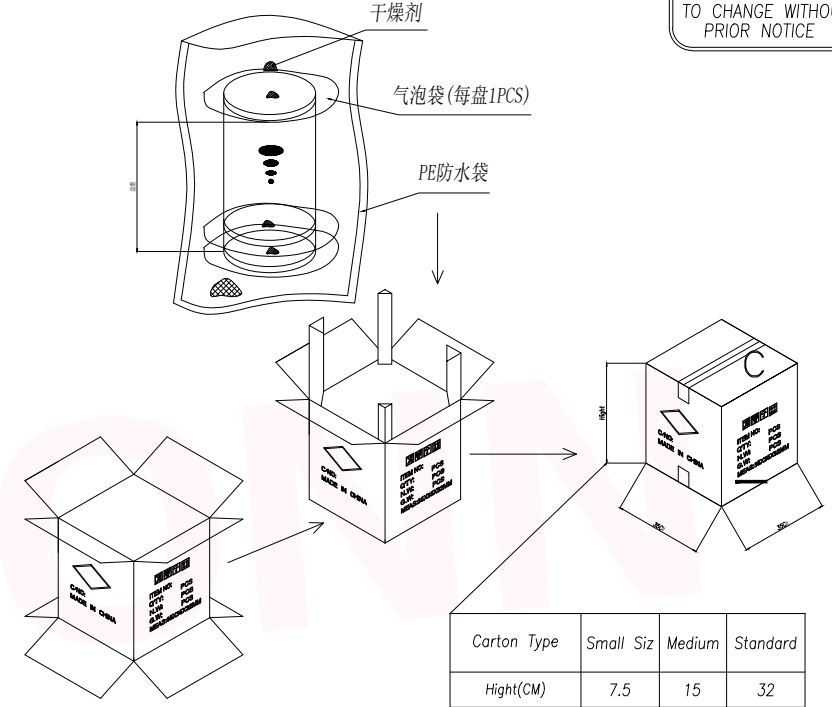
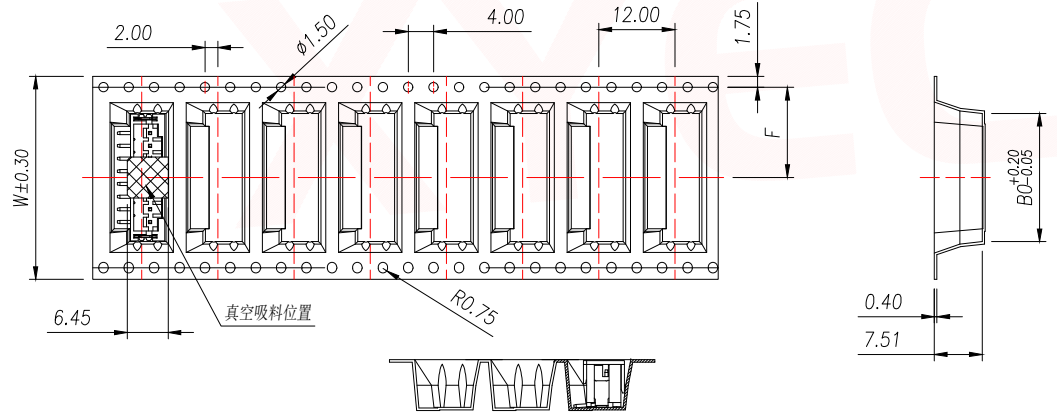
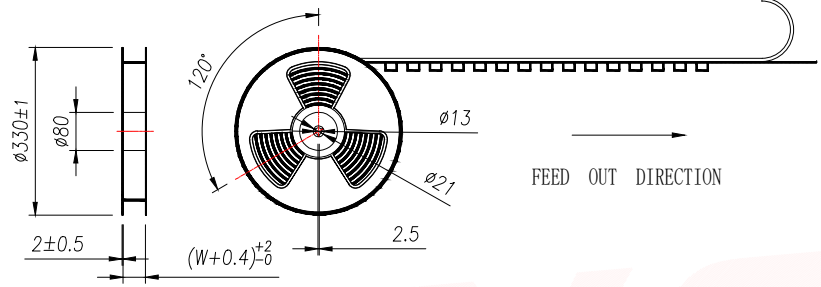
| PIN | NO. | Dim B0 | Dim W | Dim F | PCS/RELL | RELL/CARTON | PCS/CARTON |
|-----|---------------|--------|-------|-------|----------|-------------|------------|
| 2 | XY-PH2.0-2A51 | 8.20 | 16 | 7.5 | 700 | 14 | 9800 |
| 3 | XY-PH2.0-3A51 | 10.20 | 24 | 11.50 | | 10 | 7000 |
| 4 | XY-PH2.0-4A51 | 12.20 | | | | | |
| 5 | XY-PH2.0-5A51 | 14.20 | | | | | |

| DIMENSION IN mm | | TOLERANCE UNLESS OTHERWISE SPECIFIED | | 厦门市辛译精密电子有限公司 Xiamen XinYi Xyconn Electronics Co.,Ltd | | | |
|-----------------|---------------|--------------------------------------|-----------|--|------|------------------|--|
| .X \pm 0.35 | X.* \pm 5* | APR. | Alex | TITLE: WAFER 2.00mm H6.8mm 180°SMT | | | |
| .XX \pm 0.25 | .X* \pm 3* | CHK. | Jack | DWG NO. XY-PH2.0-NA51 | | | |
| .XXX \pm 0.15 | .XX* \pm 1* | DRA. | Can | PROJ. | | CUSTOMER DRAWING | |
| | | SIZE A4 | SCALE 1:1 | SHEET 2/3 | REV. | A | |

| | | | | |
|------|------|----------|------|------|
| REV. | Q'TY | ECN. NO. | APR. | DATE |
| | | | | |



PRELIMINARY DESIGN IS SUBJECT TO CHANGE WITHOUT PRIOR NOTICE



| Carton Type | Small Siz | Medium | Standard |
|-------------|-----------|--------|----------|
| Hight(CM) | 7.5 | 15 | 32 |

- NOTE:
- 1.10 SPROCKET HOLE PITCH CUMULATIVE TOLERANCE $\pm 0.2\text{mm}$.
 - 2.CARRIER CAMBER NOT TO EXCEED 1mm IN 100mm.
 - 3.ALL DIMENSIONS MEET EIA-481 REQUIREMENTS.
 - 4.MATERIAL: CLEAR ANTISTATIC PS, COLD SEALING.
 - 5.THICKNESS: $0.40 \pm 0.05\text{mm}$.
 - 6.PACKING LENGHT PER REEL: 8.8 METERS.
 - 7.COMPONENT LOAD PER REEL: 700 PCS.

| PIN | NO. | Dim BO | Dim W | Dim F | PCS/RELL | RELL/CARTON | PCS/CARTON |
|-----|----------------|--------|-------|-------|----------|-------------|------------|
| 6 | XY-PH2.0-6A51 | 16.20 | 32 | 14.2 | 700 | 8 | 5600 |
| 7 | XY-PH2.0-7A51 | 18.20 | | | | | |
| 8 | XY-PH2.0-8A51 | 20.20 | | | | | |
| 9 | XY-PH2.0-9A51 | 22.20 | | | | | |
| 10 | XY-PH2.0-10A51 | 24.20 | | | | | |
| 11 | XY-PH2.0-11A51 | 26.20 | | | | | |
| 12 | XY-PH2.0-12A51 | 28.20 | 44 | 20.2 | 6 | 4200 | |
| 13 | XY-PH2.0-13A51 | 30.20 | | | | | |
| 14 | XY-PH2.0-14A51 | 32.20 | | | | | |
| 15 | XY-PH2.0-15A51 | 34.20 | | | | | |
| 16 | XY-PH2.0-16A51 | 36.20 | | | | | |
| | | | 56 | 26.2 | | | 5 |

| | | | | | |
|--------------------------------------|---------------|--|------|------------------------------------|-----|
| DIMENSION IN mm | | 厦门市辛译精密电子有限公司 Xiamen XinYi Xyconn Electronics Co.,Ltd | | | |
| TOLERANCE UNLESS OTHERWISE SPECIFIED | | | | | |
| .X \pm 0.35 | X.* \pm 5* | APR. | Alex | TITLE: WAFER 2.00mm H6.8mm 180°SMT | |
| .XX \pm 0.25 | .X* \pm 3* | CHK. | Jack | DWG NO. XY-PH2.0-NA51 | |
| .XXX \pm 0.15 | .XX* \pm 1* | DRA. | Can | PROJ. CUSTOMER DRAWING | |
| | | SIZE | A4 | SCALE | 1:1 |
| | | SHEET | 3/3 | REV. | A |