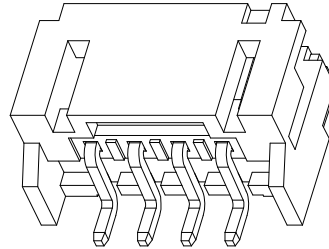
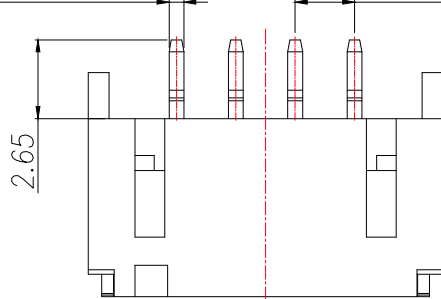


REV.	Q'TY	ECN. NO.	APR.	DATE

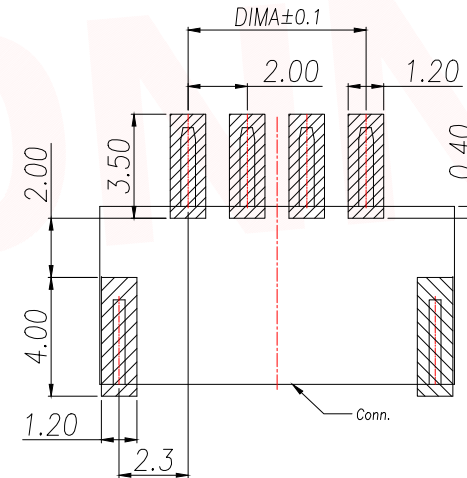
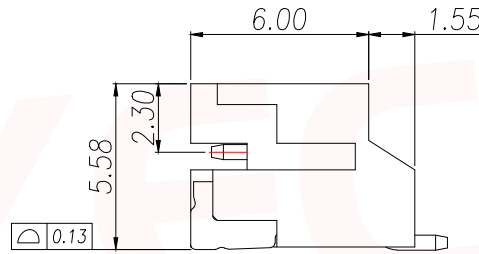
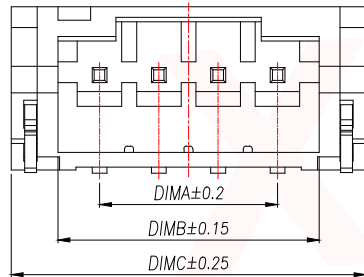
N-0.50 (SQ) 2.00(PITCH)



NOTES:

- 1.Working temp:-25°C~85°C.
- 2.Voltage rating:100V AV/DC(rms)
- 3.Contact resistance:20mΩ max.
- 4.Insulation resistance:1000MΩ min.
- 5.Current rating:2A AV/DC
- 6.Withstanding Voltage:800V AC/minute
- 7.Pin Retention Force:15N min.
- 8.Housing material:LCP UL94-V0,Natural
- 9.Terminal materl:Brass,
plating Ni 50u" min , plating Tin 100u"min.
- 10.Solder tab material:Brass,
plating Ni 50u" min , plating Tin 100u"min.

PRELIMINARY
DESIGN IS SUBJECT
TO CHANGE WITHOUT
PRIOR NOTICE



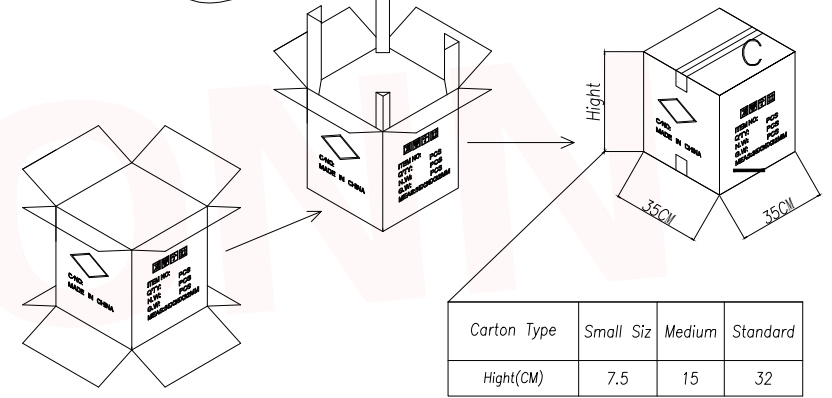
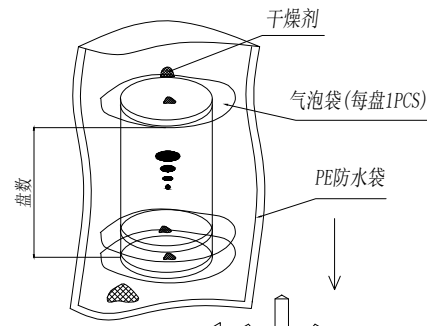
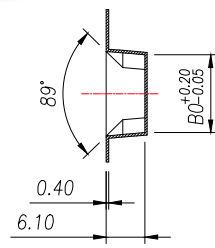
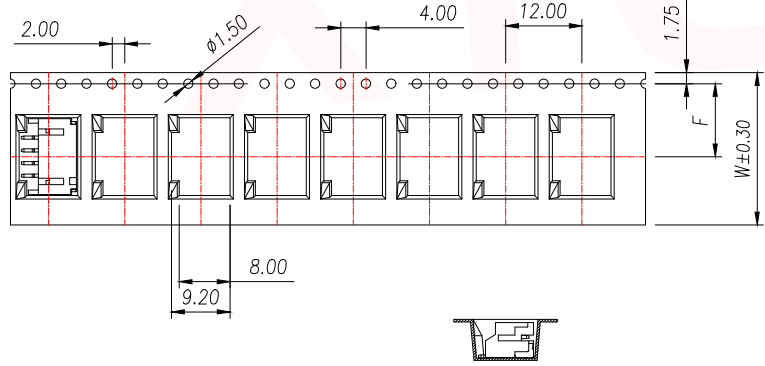
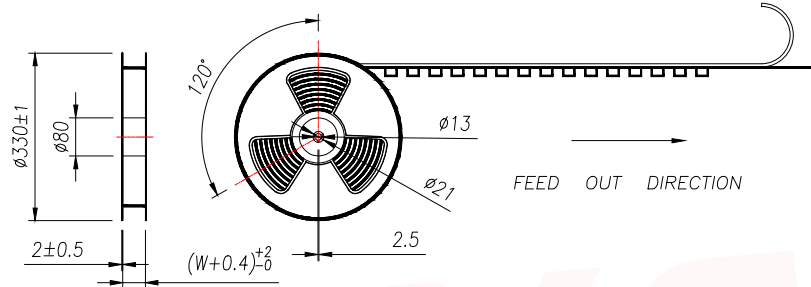
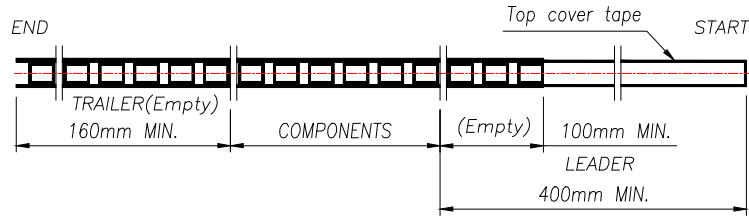
RECOMMENDED PCB LAYOUT TOP VIEW (TOLERANCE:±0.05)

SMT SOLDER AREA

PIN	NO.	Dim A	Dim B	Dim C
2	XY-PH2.0-2A61	2.00	4.80	7.95
3	XY-PH2.0-3A61	4.00	6.80	9.95
4	XY-PH2.0-4A61	6.00	8.80	11.95
5	XY-PH2.0-5A61	8.00	10.80	13.95
6	XY-PH2.0-6A61	10.00	12.80	15.95
7	XY-PH2.0-7A61	12.00	14.80	17.95
8	XY-PH2.0-8A61	14.00	16.80	19.95
9	XY-PH2.0-9A61	16.00	18.80	21.95
10	XY-PH2.0-10A61	18.00	20.80	23.95
11	XY-PH2.0-11A61	20.00	22.80	25.95
12	XY-PH2.0-12A61	22.00	24.80	27.95
13	XY-PH2.0-13A61	24.00	26.80	29.95
14	XY-PH2.0-14A61	26.00	28.80	31.95
15	XY-PH2.0-15A61	28.00	30.80	33.95
16	XY-PH2.0-16A61	30.00	32.80	35.95

DIMENSION IN mm		厦门市辛译精密电子有限公司 Xiamen XinYi Xyecomm Electronics Co.,Ltd		
TOLERANCE UNLESS OTHERWISE SPECIFIED				
.X±0.35	X.*± 5°	APR. Alex	TITLE: WAFER 2.00mm H5.6mm 90°SMT	
.XX±0.25	.X.*± 3°	CHK. Jack	DWG NO. XY-PH2.0-NA61	
.XXX±0.15	.XX.*± 1°	DRA. Can	PROJ. CUSTOMER DRAWING	
		SIZE A4	SCALE 1:1	SHEET 1/3
				REV. A

REV.	Q'TY	ECN. NO.	APR.	DATE



Carton Type	Small Siz	Medium	Standard
Hight(CM)	7.5	15	32

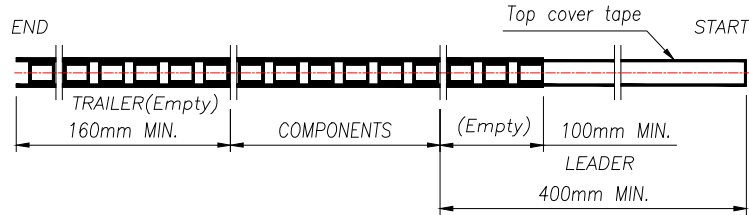
PRELIMINARY DESIGN IS SUBJECT TO CHANGE WITHOUT PRIOR NOTICE

- NOTE:
- 1.10 SPROCKET HOLE PITCH CUMULATIVE TOLERANCE $\pm 0.2\text{mm}$.
 - 2.CARRIER CAMBER NOT TO EXCEED 1mm IN 100mm.
 - 3.ALL DIMENSIONS MEET EIA-481 REQUIREMENTS.
 - 4.MATERIAL: CLEAR ANTISTATIC PS, COLD SEALING.
 - 5.THICKNESS: $0.40 \pm 0.05\text{mm}$.
 - 6.PACKING LENGTH PER REEL: 12.4 METERS.
 - 7.COMPONENT LOAD PER REEL: 1000 PCS.

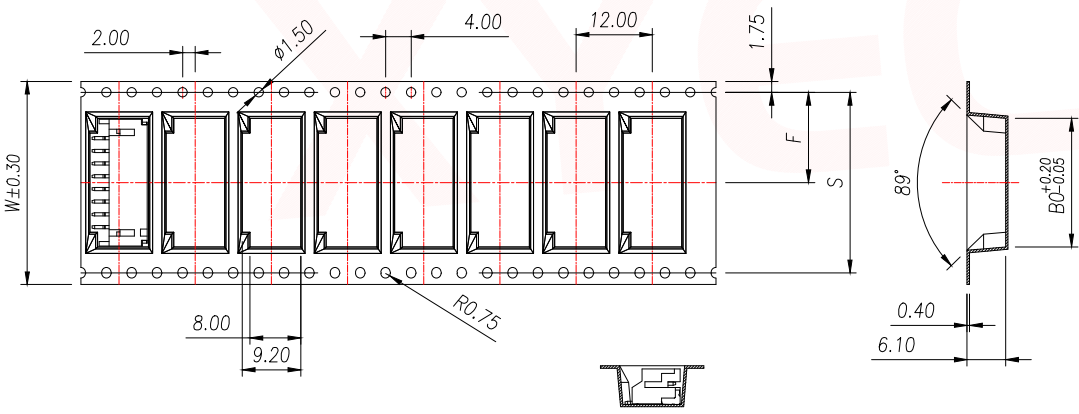
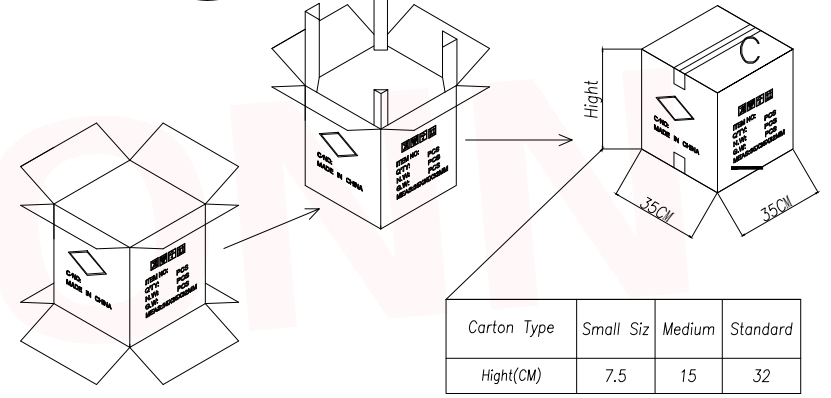
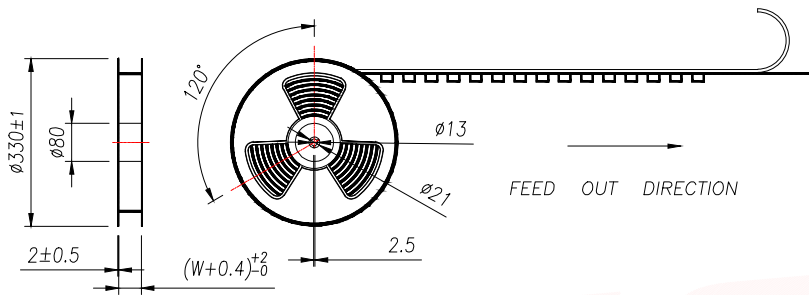
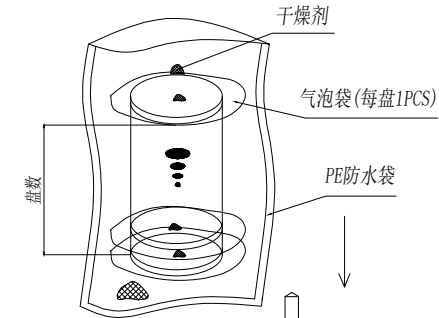
PIN	NO.	Dim B0	Dim W	Dim F	PCS/RELL	RELL/CARTON	PCS/CARTON
2	XY-PH2.0-2A61	8.25	16	7.5	1000	14	14000
3	XY-PH2.0-3A61	10.25	24	11.50		10	10000
4	XY-PH2.0-4A61	12.25					
5	XY-PH2.0-5A61	14.25					

DIMENSION IN mm		厦门市辛译精密电子有限公司 Xiamen XinYi Xyconn Electronics Co.,Ltd			
TOLERANCE UNLESS OTHERWISE SPECIFIED					
.X ± 0.35	X.* $\pm 5^\circ$	APR.	Alex	TITLE: WAFER 2.00mm H5.6mm 90°SMT	
.XX ± 0.25	.X* $\pm 3^\circ$	CHK.	Jack	DWG NO. XY-PH2.0-NA61	
.XXX ± 0.15	.XX* $\pm 1^\circ$	DRA.	Can	PROJ. CUSTOMER DRAWING	
		SIZE A4	SCALE 1:1	SHEET 2/3	REV. A

REV.	Q'TY	ECN. NO.	APR.	DATE



PRELIMINARY DESIGN IS SUBJECT TO CHANGE WITHOUT PRIOR NOTICE



- NOTE:
- 1.10 SPROCKET HOLE PITCH CUMULATIVE TOLERANCE $\pm 0.2\text{mm}$.
 - 2.CARRIER CAMBER NOT TO EXCEED 1mm IN 100mm.
 - 3.ALL DIMENSIONS MEET EIA-481 REQUIREMENTS.
 - 4.MATERIAL: CLEAR ANTISTATIC PS, COLD SEALING.
 - 5.THICKNESS: $0.40 \pm 0.05\text{mm}$.
 - 6.PACKING LENGTH PER REEL: 12.4 METERS.
 - 7.COMPONENT LOAD PER REEL: 1000 PCS.

Carton Type	Small Siz	Medium	Standard
Height(CM)	7.5	15	32

PIN	NO.	Dim B0	Dim W	Dim F	PCS/RELL	RELL/CARTON	PCS/CARTON
6	XY-PH2.0-6A61	16.25	32	14.2	1000	8	8000
7	XY-PH2.0-7A61	18.25					
8	XY-PH2.0-8A61	20.25					
9	XY-PH2.0-9A61	22.25					
10	XY-PH2.0-10A61	24.25	44	20.2		6	6000
11	XY-PH2.0-11A61	26.25					
12	XY-PH2.0-12A61	28.25					
13	XY-PH2.0-13A61	30.25					
14	XY-PH2.0-14A61	32.25	56	26.2	5	5000	
15	XY-PH2.0-15A61	34.25					
16	XY-PH2.0-16A61	36.25					

DIMENSION IN mm		厦门市辛译精密电子有限公司 Xiamen XinYi Xyconn Electronics Co.,Ltd			
TOLERANCE UNLESS OTHERWISE SPECIFIED		APR. Alex	TITLE: WAFER 2.00mm H5.6mm 90°SMT		
.X±0.35	X.*± 5°	CHK. Jack	DWG NO. XY-PH2.0-NA61		
.XX±0.25	.X*± 3°	DRA. Can	PROJ. CUSTOMER DRAWING		
.XXX±0.15	.XX*± 1°		SIZE A4	SCALE 1:1	SHEET 3/3 REV. A