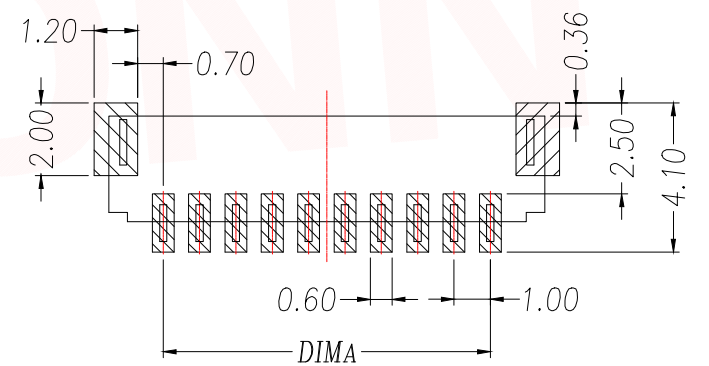
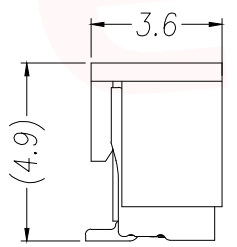
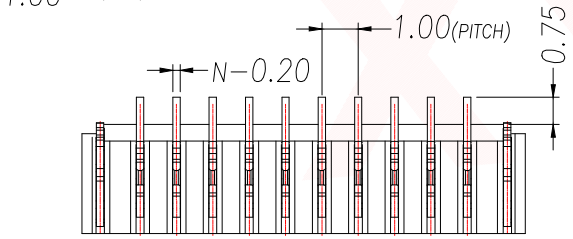
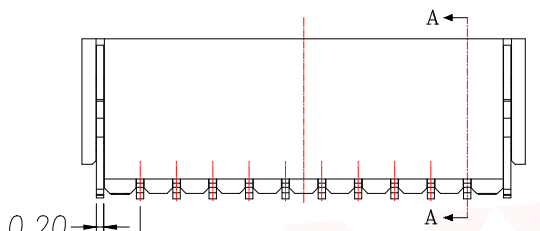
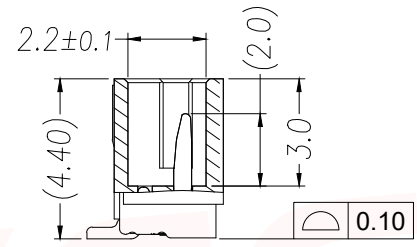
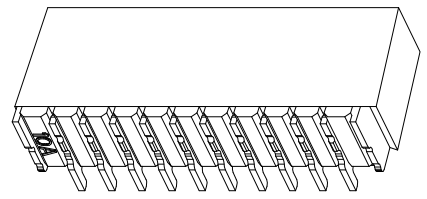
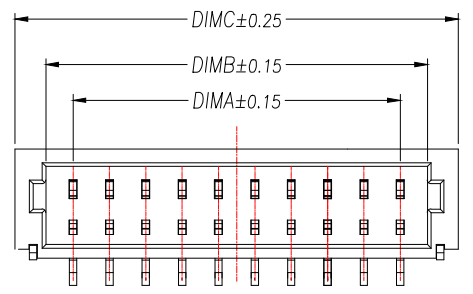


REV.	Q'TY	ECN. NO.	APR.	DATE

PRELIMINARY  
DESIGN IS SUBJECT  
TO CHANGE WITHOUT  
PRIOR NOTICE

NOTES:

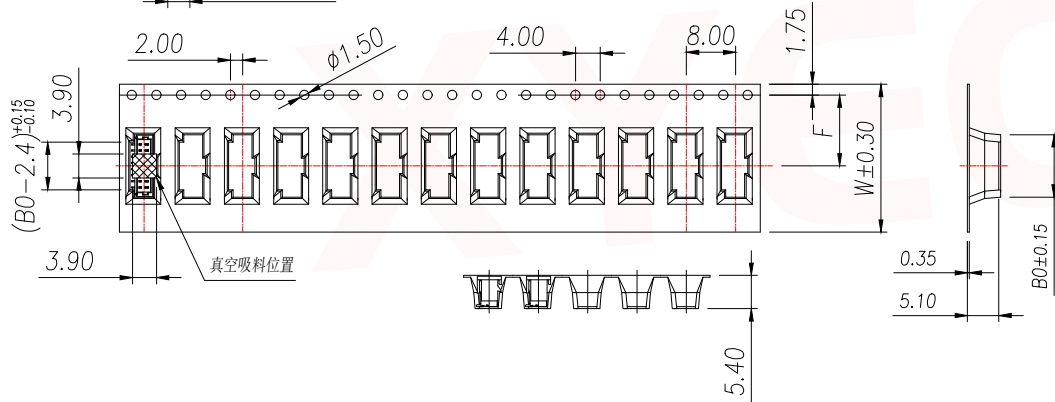
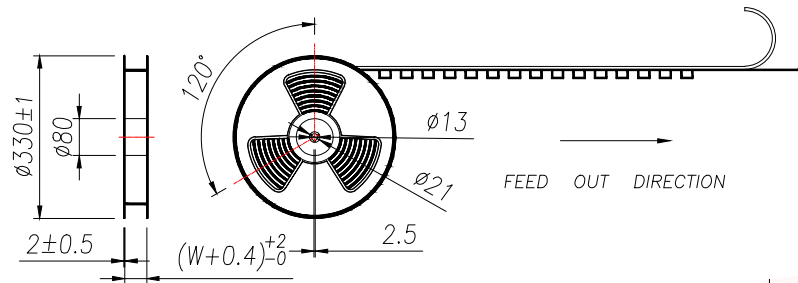
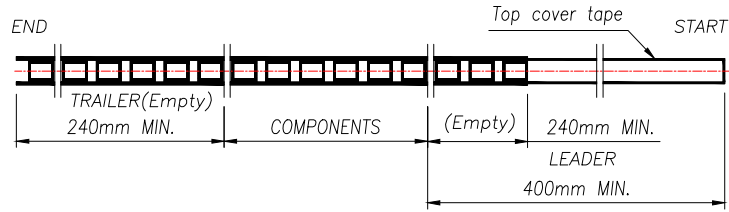
- Working temp:-25°C~85°C.
- Voltage rating:50V AC/DC(rms)
- Contact resistance:40mΩ max.
- Insulation resistance:100MΩ min.
- Current rating:1A AV/DC
- Withstanding Voltage:500V AC/minute
- Pin Retention Force:3N min.
- Housing material:LCP UL94-V0,Natural
- Terminal materl:Brass,  
plating Ni 40u" min , plating Tin 100u"min.
- Solder tab material:Brass,  
plating Ni 40u" min , plating Tin 100u"min.



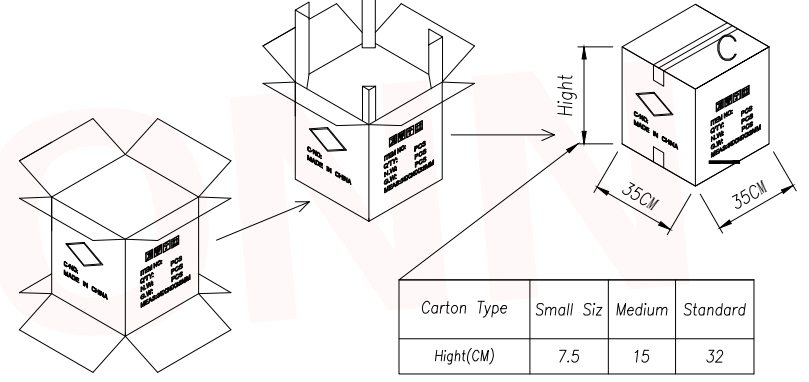
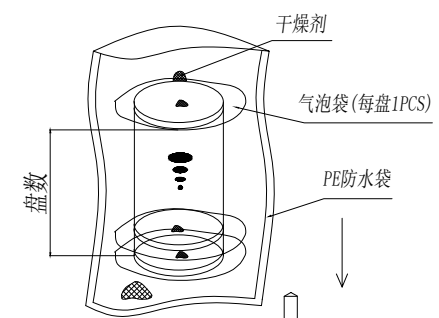
PIN	NO.	Dim A	Dim B	Dim C
2	XY-SH1.0-2A51	1.00	2.50	4.20
3	XY-SH1.0-3A51	2.00	3.50	5.20
4	XY-SH1.0-4A51	3.00	4.50	6.20
5	XY-SH1.0-5A51	4.00	5.50	7.20
6	XY-SH1.0-6A51	5.00	6.50	8.20
7	XY-SH1.0-7A51	6.00	7.50	9.20
8	XY-SH1.0-8A51	7.00	8.50	10.20
9	XY-SH1.0-9A51	8.00	9.50	11.20
10	XY-SH1.0-10A51	9.00	10.50	12.20
11	XY-SH1.0-11A51	10.00	11.50	13.20
12	XY-SH1.0-12A51	11.00	12.50	14.20
13	XY-SH1.0-13A51	12.00	13.50	15.20
14	XY-SH1.0-14A51	13.00	14.50	16.20
15	XY-SH1.0-15A51	14.00	15.50	17.20
16	XY-SH1.0-16A51	15.00	16.50	18.20

DIMENSION IN mm		厦门市辛译精密电子有限公司 Xiamen XinYi Xyecom Electronics Co.,Ltd		
TOLERANCE UNLESS OTHERWISE SPECIFIED		APR.	Alex	TITLE: WAFER 1.00mm H4.4mm 180°SMT
.X±0.35	X.*± 5°	CHK.	Jack	DWG NO. XY-SH1.0-NA51
.XX±0.25	.X*± 3°	DRA.	Can	PROJ.  CUSTOMER DRAWING
.XXX±0.15	.XX*± 1°	SIZE A4	SCALE 1:1	SHEET 1/3 REV. A

REV.	Q'TY	ECN. NO.	APR.	DATE



PRELIMINARY DESIGN IS SUBJECT TO CHANGE WITHOUT PRIOR NOTICE

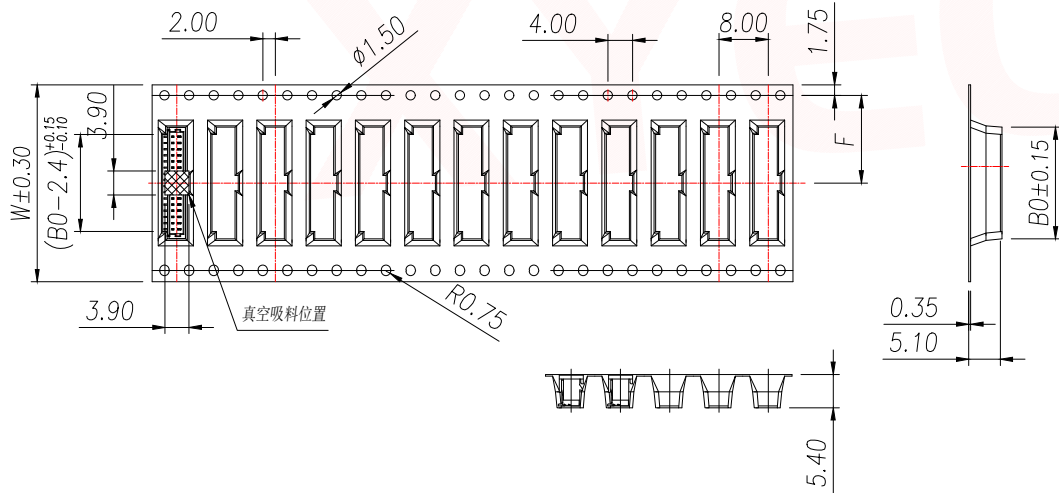
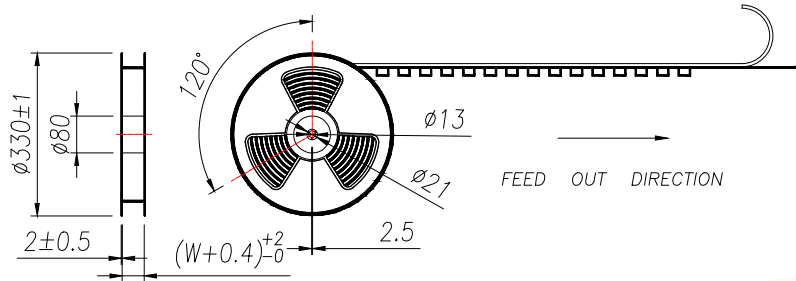
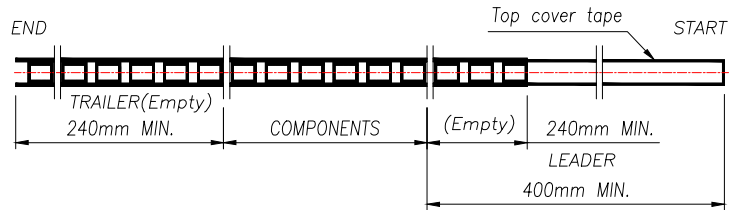


- NOTE:
- 1.10 SPROCKET HOLE PITCH CUMULATIVE TOLERANCE  $\pm 0.2\text{mm}$ .
  - 2.CARRIER CAMBER NOT TO EXCEED 1mm IN 100mm.
  - 3.ALL DIMENSIONS MEET EIA-481 REQUIREMENTS.
  - 4.MATERIAL: CLEAR ANTISTATIC PS. COLD SEALING.
  - 5.COMPONENT LOAD PER REEL: 1500 PCS.

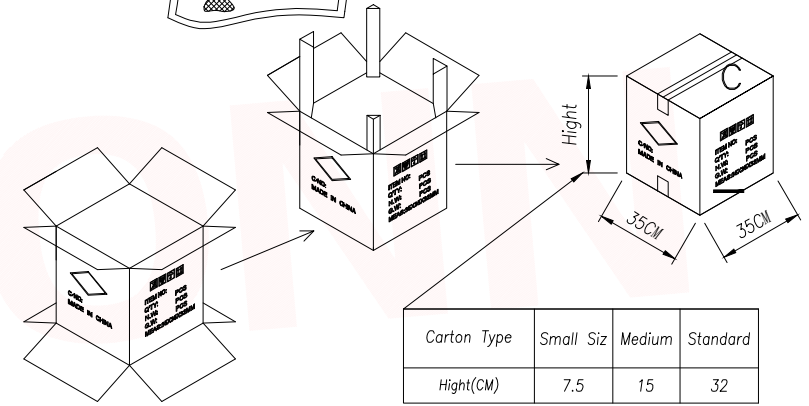
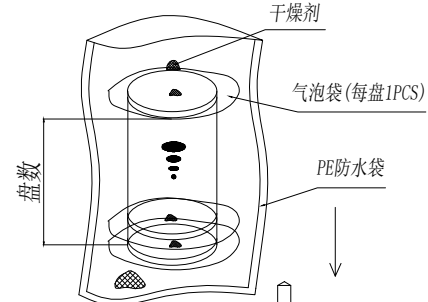
PIN	NO.	B0	Dim W	Dim F	PCS/RELL	RELL/CARTON	PCS/CARTON
2	XY-SH1.0-2A51	4.15	16	7.50	1500	14	21000
3	XY-SH1.0-3A51	5.15					
4	XY-SH1.0-4A51	6.15					
5	XY-SH1.0-5A51	7.15					
6	XY-SH1.0-6A51	8.15					
7	XY-SH1.0-7A51	9.15	24	11.50	10	15000	
8	XY-SH1.0-8A51	10.15					
09	XY-SH1.0-9A51	11.15					
10	XY-SH1.0-10A51	12.15					
11	XY-SH1.0-11A51	13.15					
12	XY-SH1.0-12A51	14.15					
13	XY-SH1.0-13A51	15.15					

DIMENSION IN mm		厦门市辛译精密电子有限公司 Xiamen XinYi Xyconn Electronics Co.,Ltd	
TOLERANCE UNLESS OTHERWISE SPECIFIED			
.X $\pm$ 0.35	X.* $\pm$ 5*	APR. Alex	TITLE: WAFER 1.00mm H4.4mm 180°SMT
.XX $\pm$ 0.25	.X* $\pm$ 3*	CHK. Jack	DWG NO. XY-SH1.0-NA51
.XXX $\pm$ 0.15	.XX* $\pm$ 1*	DRA. Can	PROJ.  CUSTOMER DRAWING
SIZE A4	SCALE 1:1	SHEET 2/3	REV. A

REV.	Q'TY	ECN. NO.	APR.	DATE



PRELIMINARY  
DESIGN IS SUBJECT  
TO CHANGE WITHOUT  
PRIOR NOTICE



NOTE:  
1.10 SPROCKET HOLE PITCH CUMULATIVE TOLERANCE  $\pm 0.2\text{mm}$ .  
2.CARRIER CAMBER NOT TO EXCEED 1mm IN 100mm.  
3.ALL DIMENSIONS MEET EIA-481 REQUIREMENTS.  
4.MATERIAL: CLEAR ANTISTATIC PS, GOLD SEALING.  
5.COMPONENT LOAD PER REEL: 1500 PCS.

PIN	NO.	B0	Dim W	Dim F	PCS/REEL	REEL/CARTON	PCS/CARTON
14	XY-SH1.0-14A51	16.15	32	14.2	1500	8	12000
15	XY-SH1.0-15A51	17.15					
16	XY-SH1.0-16A51	18.15					

DIMENSION IN mm		TOLERANCE UNLESS OTHERWISE SPECIFIED		厦门市辛译精密电子有限公司 Xiamen XinYi Xyconn Electronics Co.,Ltd			
.X $\pm 0.35$	X.* $\pm 5^\circ$	APR.	Alex	TITLE: WAFER 1.00mm H4.4mm 180°SMT			
.XX $\pm 0.25$	.X.* $\pm 3^\circ$	CHK.	Jack	DWG NO. XY-SH1.0-NA51			
.XXX $\pm 0.15$	.XX.* $\pm 1^\circ$	DRA.	Can	PROJ.		CUSTOMER DRAWING	
		SIZE A4	SCALE 1:1	SHEET 3/3	REV. A		