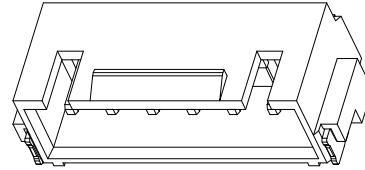
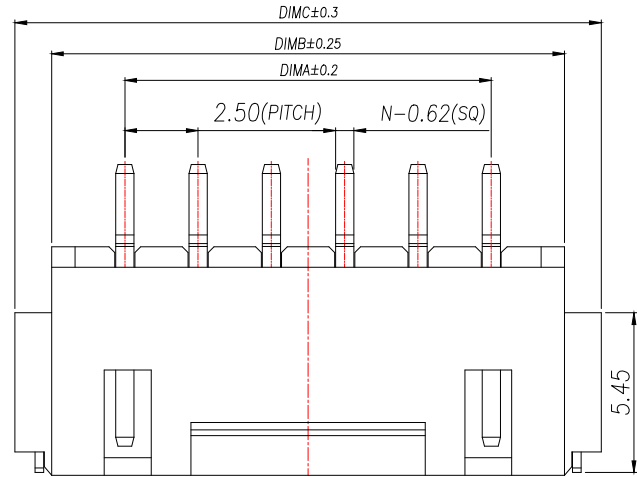


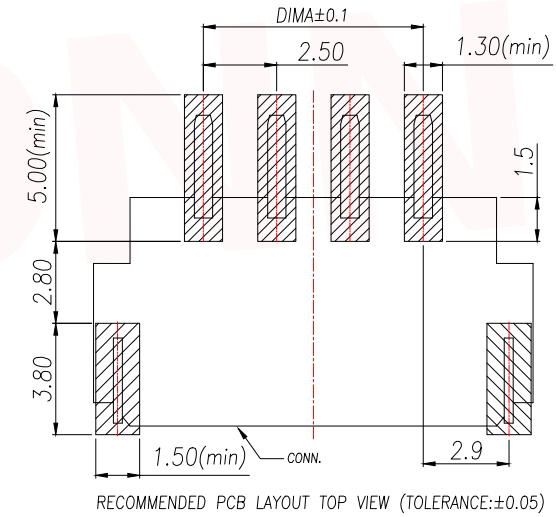
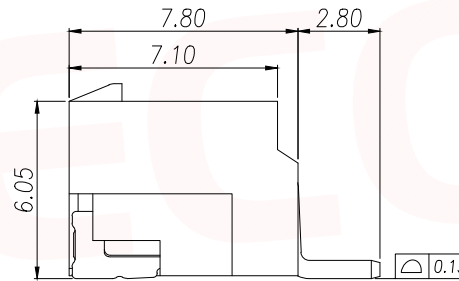
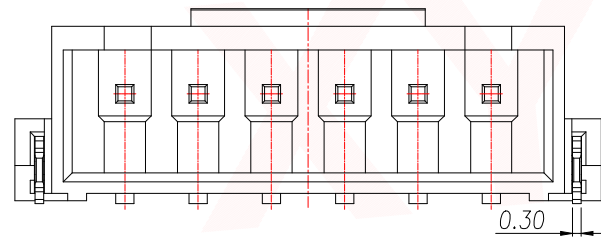
REV.	Q'TY	ECN. NO.	APR.	DATE



NOTES:

- Working temp: -25°C~85°C.
- Voltage rating: 250V AV/DC(rms)
- Contact resistance: 20mΩ max.
- Insulation resistance: 1000MΩ min.
- Current rating: 3A AV/DC
- Withstanding Voltage: 1000V AC/minute
- Pin Retention Force: 15N min.
- Housing material: LCP UL94-V0, Natural
- Terminal materl: Brass,
plating Ni 50u" min , plating Tin 100u"min.
- Solder tab material: Brass,
plating Ni 50u" min , plating Tin 100u"min.

PRELIMINARY
DESIGN IS SUBJECT
TO CHANGE WITHOUT
PRIOR NOTICE



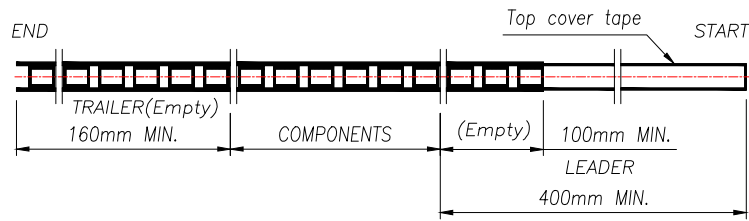
RECOMMENDED PCB LAYOUT TOP VIEW (TOLERANCE:±0.05)

SMT SOLDER AREA

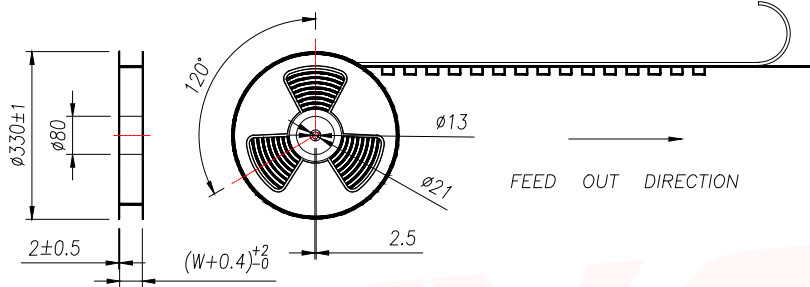
PIN	NO.	Dim A	Dim B	Dim C
2	XY-XHB2.5-2A61	2.50	7.50	10.00
3	XY-XHB2.5-3A61	5.00	10.00	12.50
4	XY-XHB2.5-4A61	7.50	12.50	15.00
5	XY-XHB2.5-5A61	10.00	15.00	17.50
6	XY-XHB2.5-6A61	12.50	17.50	20.00
7	XY-XHB2.5-7A61	15.00	20.00	22.50
8	XY-XHB2.5-8A61	17.50	22.50	25.00
9	XY-XHB2.5-9A61	20.00	25.00	27.50
10	XY-XHB2.5-10A61	22.50	27.50	30.00
11	XY-XHB2.5-11A61	25.00	30.00	32.50
12	XY-XHB2.5-12A61	27.50	32.50	35.00
13	XY-XHB2.5-13A61	30.00	35.00	37.50
14	XY-XHB2.5-14A61	32.50	37.50	40.00
15	XY-XHB2.5-15A61	35.00	40.00	42.50
16	XY-XHB2.5-16A61	37.50	42.50	45.00

DIMENSION IN mm		厦门市辛译精密电子有限公司 Xiamen XinYi Xyconn Electronics Co.,Ltd			
TOLERANCE UNLESS OTHERWISE SPECIFIED		APR.	Alex	TITLE: WAFER 2.50mm H6.0mm 90°SMT	
.X±0.35	X.*± 5°	CHK.	Jack	DWG NO. XY-XHB2.5-NA61	
.XX±0.25	.X.*± 3°	DRA.	Can	PROJ. CUSTOMER DRAWING	
.XXX±0.15	.XX.*± 1°	SIZE	A4	SCALE	1:1
		SHEET	1/3	REV.	A

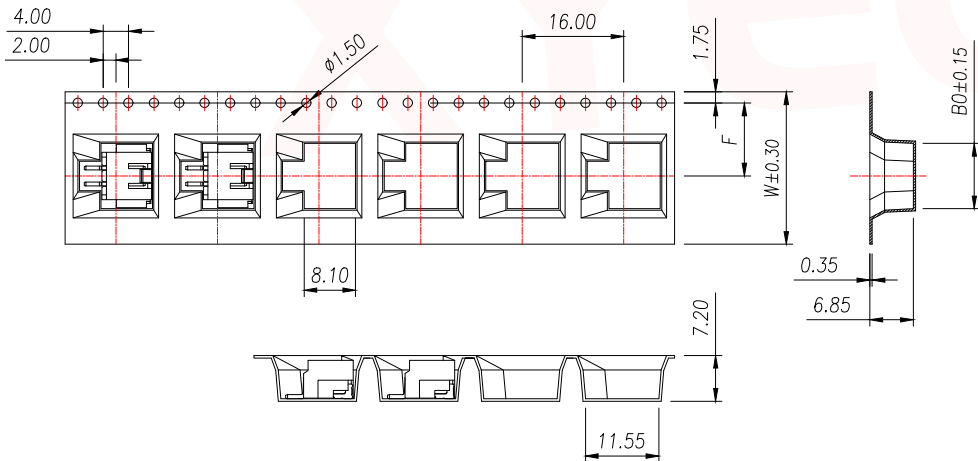
REV.	Q'TY	ECN. NO.	APR.	DATE



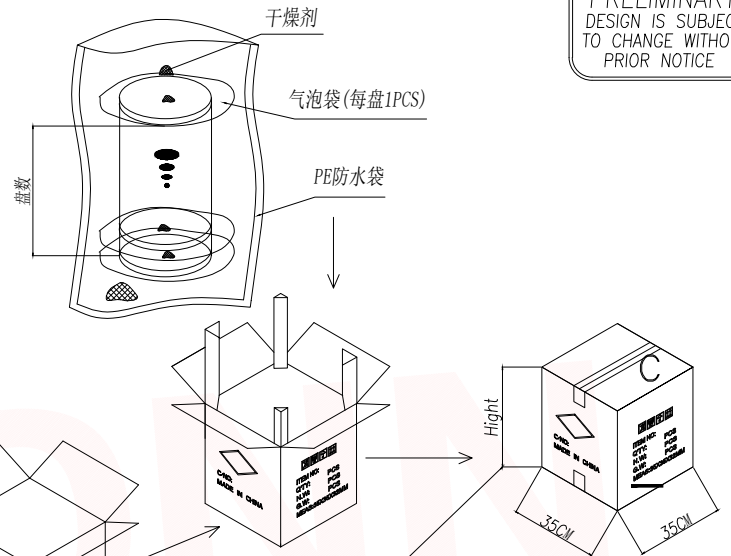
PRELIMINARY
DESIGN IS SUBJECT
TO CHANGE WITHOUT
PRIOR NOTICE



FEED OUT DIRECTION



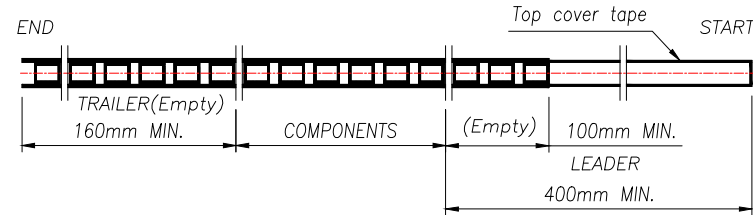
PIN	NO.	Dim B0	Dim W	Dim F	PCS/RELL	RELL/CARTON	PCS/CARTON
2	XY-XHB2.5-2A61	10.30	24.00	11.50	600	10	6000
3	XY-XHB2.5-3A61	12.80					
4	XY-XHB2.5-4A61	15.30					



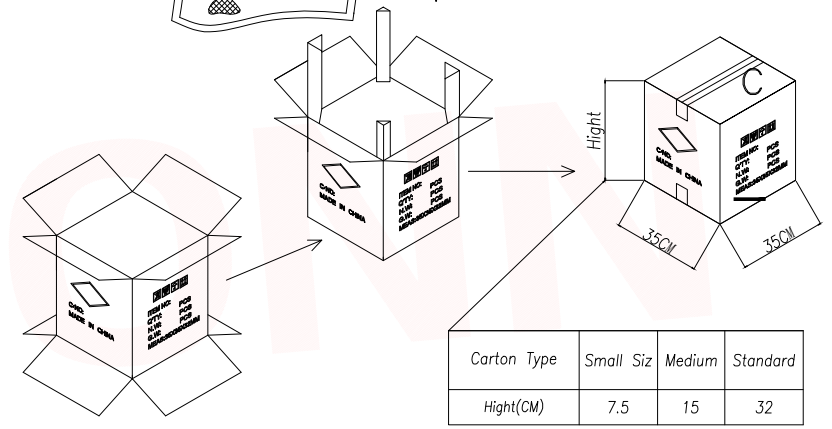
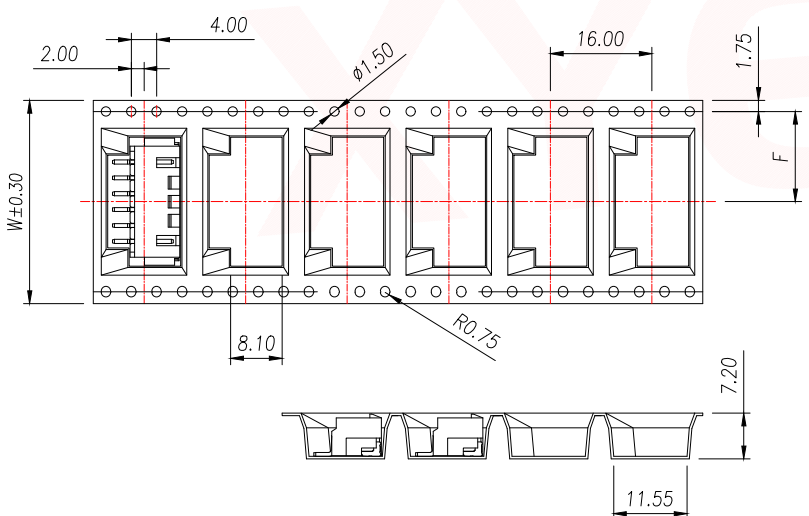
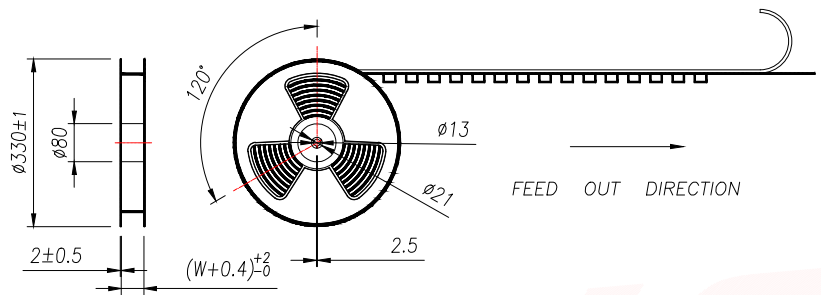
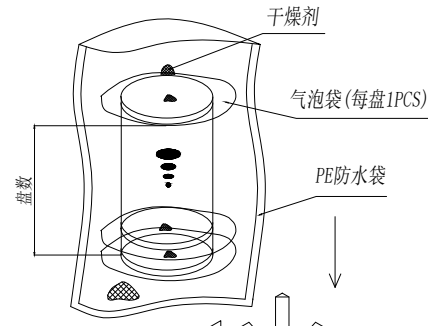
Carton Type	Small Siz	Medium	Standard
Hight(CM)	7.5	15	32

- NOTE:
- 1.10 SPROCKET HOLE PITCH CUMULATIVE TOLERANCE $\pm 0.2mm$.
 - 2.CARRIER CAMBER NOT TO EXCEED 1mm IN 100mm.
 - 3.ALL DIMENSIONS MEET EIA-481 REQUIREMENTS.
 - 4.MATRIAL: CLEAR ANTISTATIC PS, COLD SEALING.
 - 5.THICKNESS: $0.40 \pm 0.05mm$.
 - 6.PACKING LENGHT PER REEL: 10 METERS.
 - 7.COMPONENT LOAD PER REEL: 600 PCS.

DIMENSION IN mm		厦门市辛译精密电子有限公司 Xiamen XinYi Xyeconn Electronics Co.,Ltd			
TOLERANCE UNLESS OTHERWISE SPECIFIED					
.X \pm 0.35	X.* \pm 5°	APR.	Alex	TITLE: WAFER 2.50mm H6.0mm 90°SMT	
.XX \pm 0.25	.X* \pm 3°	CHK.	Jack	DWG NO. XY-XHB2.5-NA61	
.XXX \pm 0.15	.XX* \pm 1°	DRA.	Can	PROJ.	CUSTOMER DRAWING
		SIZE A4	SCALE 1:1	SHEET 2/3	REV. A



PRELIMINARY DESIGN IS SUBJECT TO CHANGE WITHOUT PRIOR NOTICE



NOTE:
 1.10 SPROCKET HOLE PITCH CUMULATIVE TOLERANCE ±0.2mm.
 2.CARRIER CAMBER NOT TO EXCEED 1mm IN 100mm.
 3.ALL DIMENSIONS MEET EIA-481 REQUIREMENTS.
 4.MATERIAL: CLEAR ANTISTATIC PS, COLD SEALING.
 5.THICKNESS: 0.40±0.05mm.
 6.PACKING LENGTH PER REEL: 10 METERS.
 7.COMPONENT LOAD PER REEL: 600 PCS.

PIN	NO.	Dim B0	Dim W	Dim F	PCS/RELL	RELL/CARTON	PCS/CARTON
5	XY-XHB2.5-5A61	17.80	32	14.2	600	8	4800
6	XY-XHB2.5-6A61	20.30	44	20.2			
7	XY-XHB2.5-7A61	22.80					
8	XY-XHB2.5-8A61	25.30					
9	XY-XHB2.5-9A61	27.80	56	26.2	5	3000	
10	XY-XHB2.5-10A61	30.30					
11	XY-XHB2.5-11A61	32.80					
12	XY-XHB2.5-12A61	35.30					

DIMENSION IN mm		厦门市辛译精密电子有限公司 Xiamen XinYi Xyconn Electronics Co.,Ltd			
TOLERANCE UNLESS OTHERWISE SPECIFIED		APR. Alex	TITLE: WAFER 2.50mm H6.0mm 90°SMT		
.X±0.35	X.*± 5*	CHK. Jack	DWG NO. XY-XHB2.5-NA61		
.XX±0.25	.X*± 3*	DRA. Can	PROJ. CUSTOMER DRAWING		
.XXX±0.15	.XX*± 1*		SIZE A4	SCALE 1:1	SHEET 3/3 REV. A