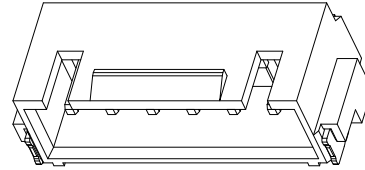
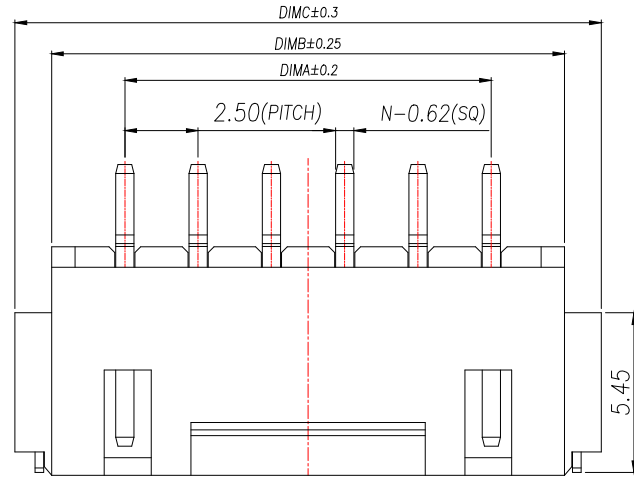


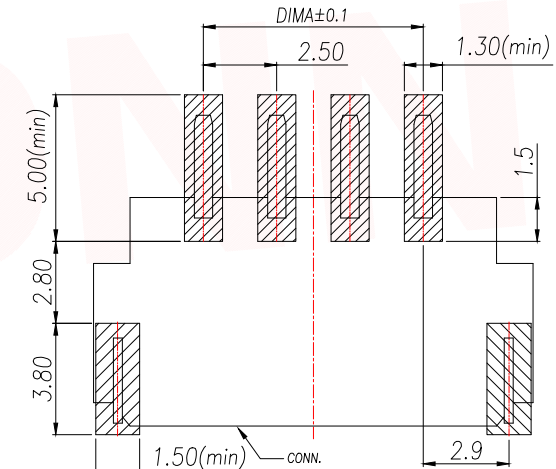
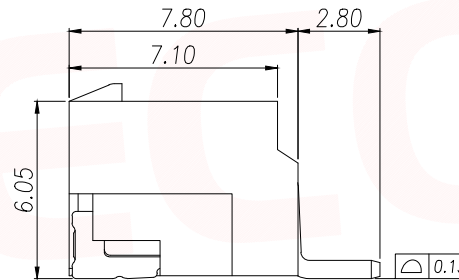
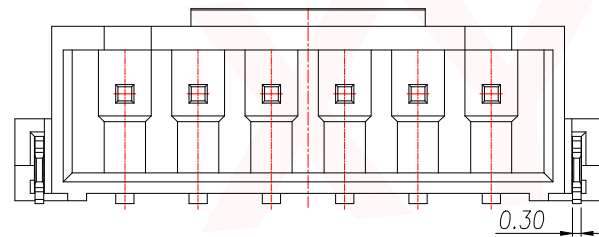
| | | | | |
|------|------|----------|------|------|
| REV. | Q'TY | ECN. NO. | APR. | DATE |
| | | | | |



NOTES:

- Working temp: -25°C~85°C.
- Voltage rating: 250V AV/DC(rms)
- Contact resistance: 20mΩ max.
- Insulation resistance: 1000MΩ min.
- Current rating: 3A AV/DC
- Withstanding Voltage: 1000V AC/minute
- Pin Retention Force: 15N min.
- Housing material: LCP UL94-V0, Natural
- Terminal materl: Brass,
plating Ni 50u" min , plating Tin 100u"min.
- Solder tab material: Brass,
plating Ni 50u" min , plating Tin 100u"min.

PRELIMINARY
DESIGN IS SUBJECT
TO CHANGE WITHOUT
PRIOR NOTICE



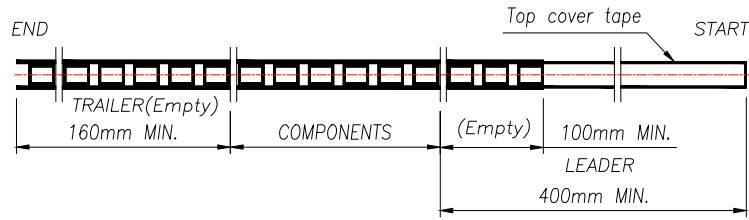
RECOMMENDED PCB LAYOUT TOP VIEW (TOLERANCE:±0.05)

SMT SOLDER AREA

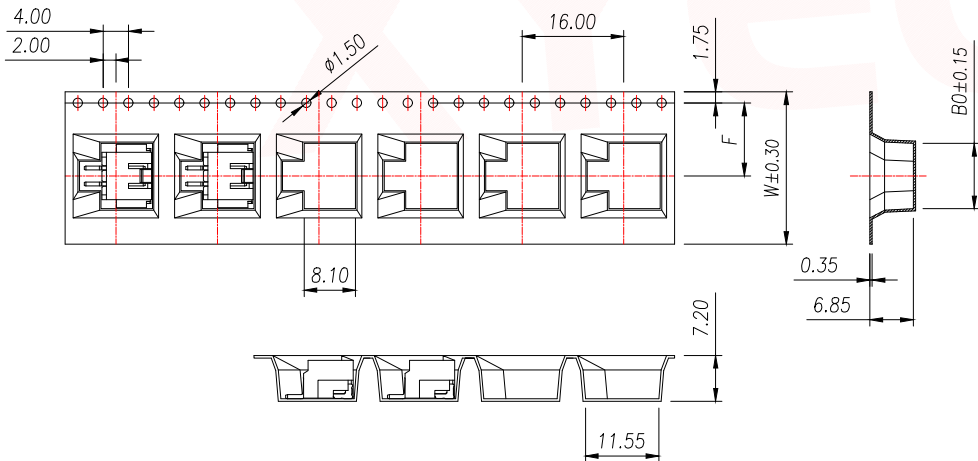
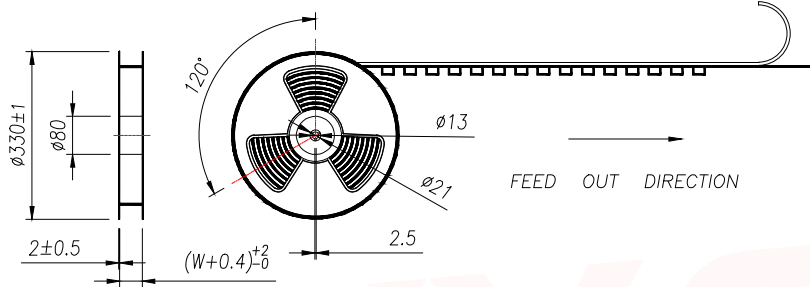
| PIN | NO. | Dim A | Dim B | Dim C |
|-----|-----------------|-------|-------|-------|
| 2 | XY-XHB2.5-2A61 | 2.50 | 7.50 | 10.00 |
| 3 | XY-XHB2.5-3A61 | 5.00 | 10.00 | 12.50 |
| 4 | XY-XHB2.5-4A61 | 7.50 | 12.50 | 15.00 |
| 5 | XY-XHB2.5-5A61 | 10.00 | 15.00 | 17.50 |
| 6 | XY-XHB2.5-6A61 | 12.50 | 17.50 | 20.00 |
| 7 | XY-XHB2.5-7A61 | 15.00 | 20.00 | 22.50 |
| 8 | XY-XHB2.5-8A61 | 17.50 | 22.50 | 25.00 |
| 9 | XY-XHB2.5-9A61 | 20.00 | 25.00 | 27.50 |
| 10 | XY-XHB2.5-10A61 | 22.50 | 27.50 | 30.00 |
| 11 | XY-XHB2.5-11A61 | 25.00 | 30.00 | 32.50 |
| 12 | XY-XHB2.5-12A61 | 27.50 | 32.50 | 35.00 |
| 13 | XY-XHB2.5-13A61 | 30.00 | 35.00 | 37.50 |
| 14 | XY-XHB2.5-14A61 | 32.50 | 37.50 | 40.00 |
| 15 | XY-XHB2.5-15A61 | 35.00 | 40.00 | 42.50 |
| 16 | XY-XHB2.5-16A61 | 37.50 | 42.50 | 45.00 |

| | | | | | |
|--------------------------------------|-----------|--|------|-----------------------------------|------------------|
| DIMENSION IN mm | | 厦门市辛译精密电子有限公司 Xiamen XinYi Xyconn Electronics Co.,Ltd | | | |
| TOLERANCE UNLESS OTHERWISE SPECIFIED | | APR. | Alex | TITLE: WAFER 2.50mm H6.0mm 90°SMT | |
| .X±0.35 | X.*± 5° | CHK. | Jack | DWG NO. XY-XHB2.5-NA61 | |
| .XX±0.25 | .X.*± 3° | DRA. | Can | PROJ. | CUSTOMER DRAWING |
| .XXX±0.15 | .XX.*± 1° | SIZE | A4 | SCALE | 1:1 |
| | | SHEET | 1/3 | REV. | A |

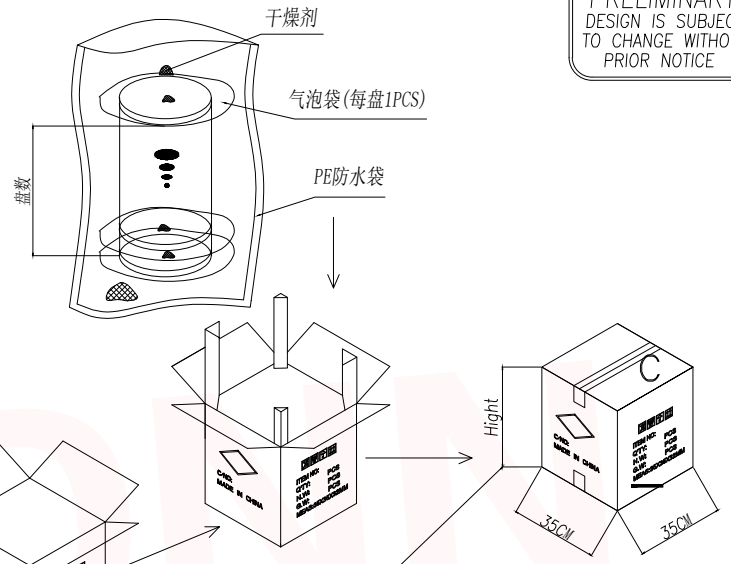
| | | | | |
|------|------|----------|------|------|
| REV. | Q'TY | ECN. NO. | APR. | DATE |
| | | | | |



PRELIMINARY
DESIGN IS SUBJECT
TO CHANGE WITHOUT
PRIOR NOTICE



| PIN | NO. | Dim B0 | Dim W | Dim F | PCS/RELL | RELL/CARTON | PCS/CARTON |
|-----|----------------|--------|-------|-------|----------|-------------|------------|
| 2 | XY-XHB2.5-2A61 | 10.30 | 24.00 | 11.50 | 600 | 10 | 6000 |
| 3 | XY-XHB2.5-3A61 | 12.80 | | | | | |
| 4 | XY-XHB2.5-4A61 | 15.30 | | | | | |

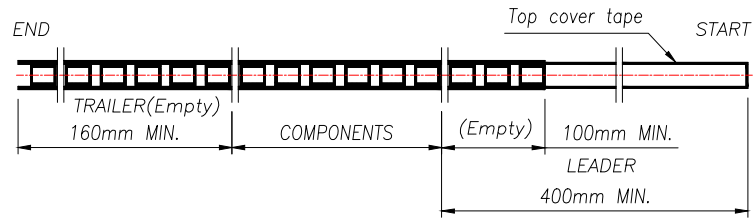


| Carton Type | Small Siz | Medium | Standard |
|-------------|-----------|--------|----------|
| Hight(CM) | 7.5 | 15 | 32 |

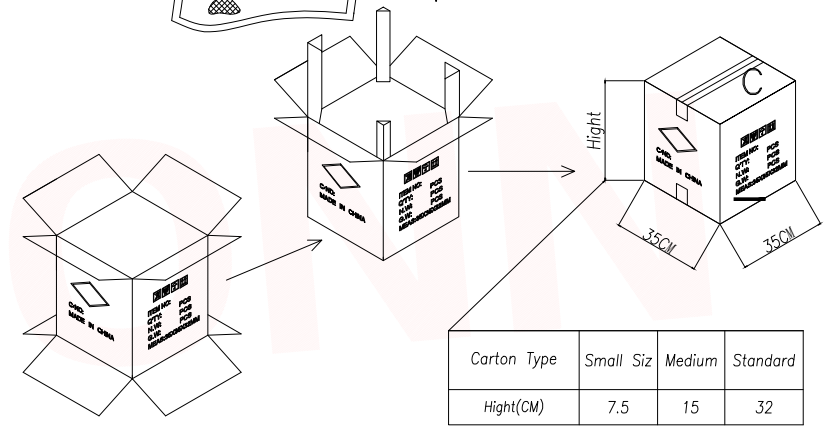
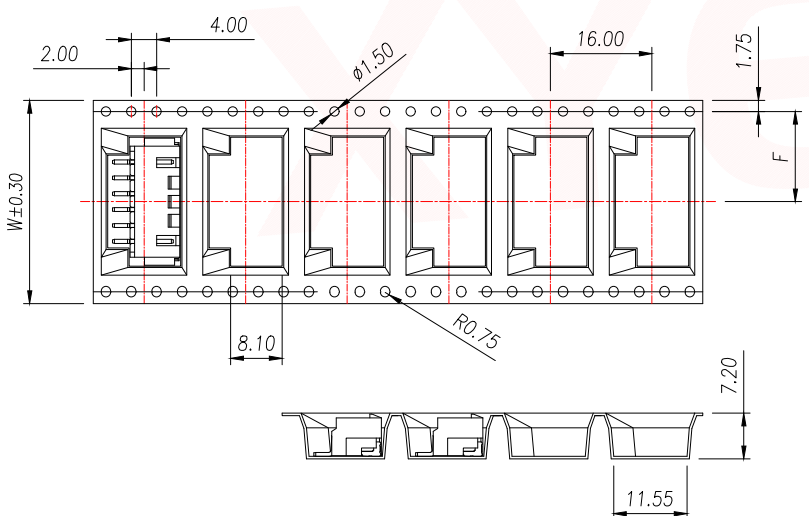
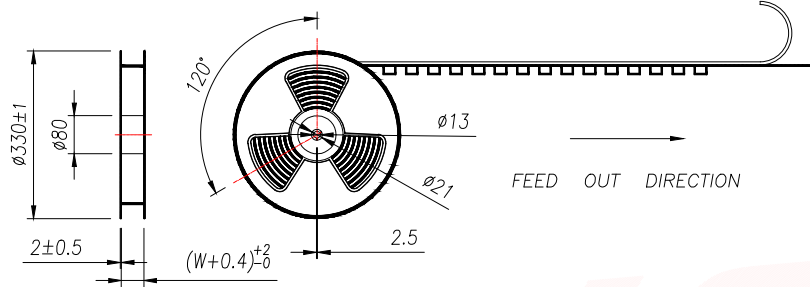
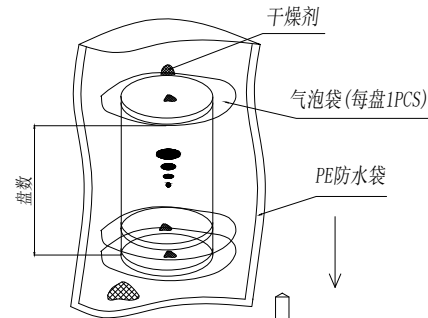
- NOTE:
- 1.10 SPROCKET HOLE PITCH CUMULATIVE TOLERANCE $\pm 0.2\text{mm}$.
 - 2.CARRIER CAMBER NOT TO EXCEED 1mm IN 100mm.
 - 3.ALL DIMENSIONS MEET EIA-481 REQUIREMENTS.
 - 4.MATERIAL: CLEAR ANTISTATIC PS, COLD SEALING.
 - 5.THICKNESS: $0.40 \pm 0.05\text{mm}$.
 - 6.PACKING LENGTH PER REEL: 10 METERS.
 - 7.COMPONENT LOAD PER REEL: 600 PCS.

| | | | | | |
|--------------------------------------|---------------------|--|------|-----------------------------------|-----|
| DIMENSION IN mm | | 厦门市辛译精密电子有限公司 Xiamen XinYi Xyconn Electronics Co.,Ltd | | | |
| TOLERANCE UNLESS OTHERWISE SPECIFIED | | APR. | Alex | TITLE: WAFER 2.50mm H6.0mm 90°SMT | |
| .X ± 0.35 | X.* $\pm 5^\circ$ | CHK. | Jack | DWG NO. XY-XHB2.5-NA61 | |
| .XX ± 0.25 | .X.* $\pm 3^\circ$ | DRA. | Can | PROJ. CUSTOMER DRAWING | |
| .XXX ± 0.15 | .XX.* $\pm 1^\circ$ | SIZE | A4 | SCALE | 1:1 |
| | | SHEET | 2/3 | REV. | A |

| | | | | |
|------|------|----------|------|------|
| REV. | Q'TY | ECN. NO. | APR. | DATE |
| | | | | |



PRELIMINARY DESIGN IS SUBJECT TO CHANGE WITHOUT PRIOR NOTICE



| Carton Type | Small Siz | Medium | Standard |
|-------------|-----------|--------|----------|
| Height(CM) | 7.5 | 15 | 32 |

- NOTE:
- 1.10 SPROCKET HOLE PITCH CUMULATIVE TOLERANCE ± 0.2 mm.
 - 2.CARRIER CAMBER NOT TO EXCEED 1mm IN 100mm.
 - 3.ALL DIMENSIONS MEET EIA-481 REQUIREMENTS.
 - 4.MATERIAL: CLEAR ANTISTATIC PS, COLD SEALING.
 - 5.THICKNESS: 0.40 ± 0.05 mm.
 - 6.PACKING LENGTH PER REEL: 10 METERS.
 - 7.COMPONENT LOAD PER REEL: 600 PCS.

| PIN | NO. | Dim B0 | Dim W | Dim F | PCS/RELL | RELL/CARTON | PCS/CARTON |
|-----|-----------------|--------|-------|-------|----------|-------------|------------|
| 5 | XY-XHB2.5-5A61 | 17.80 | 32 | 14.2 | 600 | 8 | 4800 |
| 6 | XY-XHB2.5-6A61 | 20.30 | | | | | |
| 7 | XY-XHB2.5-7A61 | 22.80 | 44 | 20.2 | | 6 | 3600 |
| 8 | XY-XHB2.5-8A61 | 25.30 | | | | | |
| 9 | XY-XHB2.5-9A61 | 27.80 | | | | | |
| 10 | XY-XHB2.5-10A61 | 30.30 | 56 | 26.2 | | 5 | 3000 |
| 11 | XY-XHB2.5-11A61 | 32.80 | | | | | |
| 12 | XY-XHB2.5-12A61 | 35.30 | | | | | |

| DIMENSION IN mm | | 厦门市辛译精密电子有限公司 Xiamen XinYi Xyconn Electronics Co.,Ltd | | | |
|--------------------------------------|---------------|--|------|-----------------------------------|-----|
| TOLERANCE UNLESS OTHERWISE SPECIFIED | | APR. | Alex | TITLE: WAFER 2.50mm H6.0mm 90°SMT | |
| .X \pm 0.35 | X.* \pm 5* | CHK. | Jack | DWG NO. XY-XHB2.5-NA61 | |
| .XX \pm 0.25 | .X* \pm 3* | DRA. | Can | PROJ. CUSTOMER DRAWING | |
| .XXX \pm 0.15 | .XX* \pm 1* | SIZE | A4 | SCALE | 1:1 |
| | | SHEET | 3/3 | REV. | A |