



MUR540CS

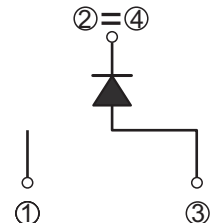

Superfast Recovery Rectifiers

FEATURES

- Low profile package
- Fast recovery Epi diodes
- Easy to pick and place
- Low forward Voltage drop
- High temperature soldering : 260°C/10 seconds at terminals
- Lead free in comply with EU ROHS 2011/65/EU directives



TO-252(D-PAK)



Mechanical Data

- **Case** : TO-252
- **Terminals** : Solder plated, solderable per MIL-STD-750, Method 2026
- **Polarity** : Cathode line denotes the cathode end
- **Mounting Position** : Any

MAXIMUM RATINGS AND ELECTRICAL CHARACTERISTICS

Rating at 25°C ambient temperature unless otherwise specified.

Single phase, half wave ,60Hz, resistive or inductive load. For capacitive load, derate current by 20%

CHARACTERISTICS	TO-252	MUR540CS	UNIT
Maximum Recurrent Peak Reverse Voltage	V _{RRM}	400	V
Maximum RMS Bridge Input Voltage	V _{RMS}	280	V
Maximum DC Blocking Voltage	V _{DC}	400	V
Maximum Average Forward Rectified Current	I _(AV)	5	A
Peak Forward Surge Current 8.3ms Single Half Sine-Wave Superimposed on Rated Load (JEDEC Method)	I _{FSM}	60	A
Maximum Forward Voltage at 5A DC	V _F	1.25	V
Maximum DC Reverse Current T _A =25°C	I _R	1.0	μA
at Rated DC Blocking Voltage T _A =125°C		100	μA
Maximum Reverse Recovery Time (Note1)	TRR	35	ns
Typical Junction Capacitance Per Element (Note2)	C _J	45	pF
Typical Thermal Resistance (Note3)	R _{θJA}	50	°C/W
Operating Temperature Range	T _J	-55 to +150	°C
Storage Temperature Range	T _{STG}	-55 to +150	°C

- NOTES: 1. Measured with I_F = 0.5 A, I_R = 1 A, I_{rr} = 0.25 A
2. Measured at 1MHz and applied reverse voltage of 4.0V DC.
3. Mounted on 10cm x 10cm x 1mm copper pad areas.



MUR540CS

Superfast Recovery Rectifiers

Characteristic Curves ($T_A=25^\circ\text{C}$ unless otherwise noted)

Fig.1 Forward Current Derating Curve

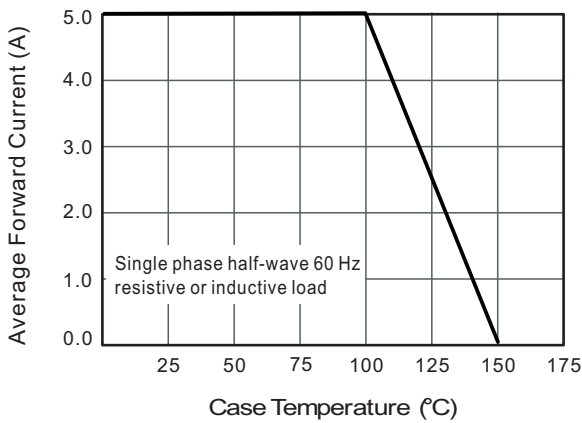


Fig.2 Typical Reverse Characteristics

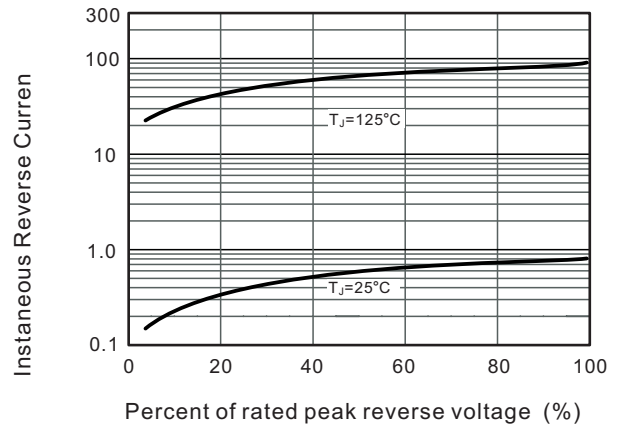


Fig.3 Typical Forward Characteristic

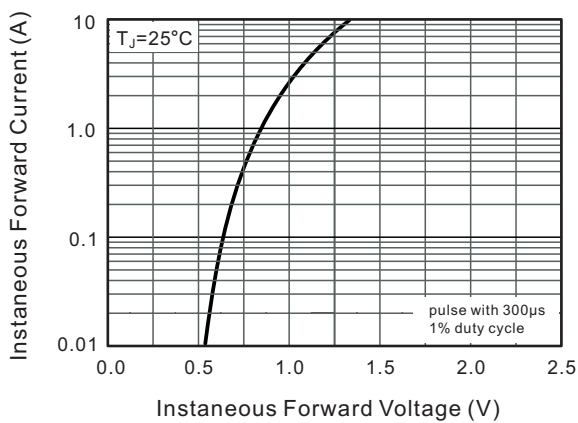
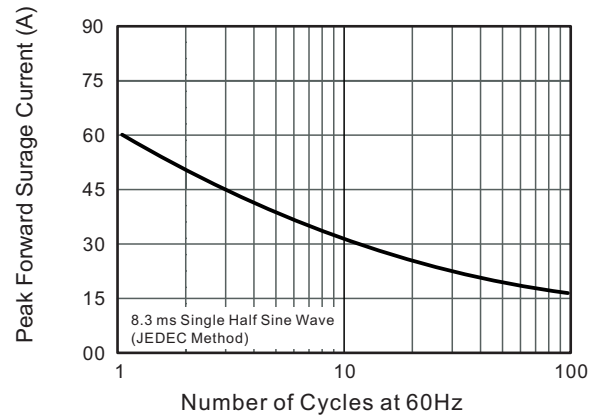


Fig.4 Maximum Non-Repetitive Peak Forward Surge Current

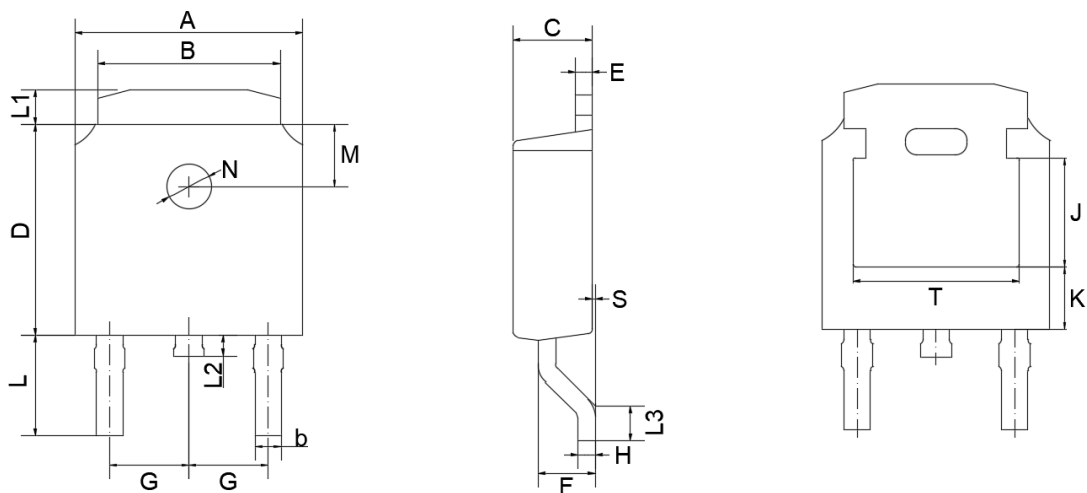




MUR540CS

Superfast Recovery Rectifiers

TO-252(D-PAK) Package Outline Dimensions



TO-252(D-PAK) mechanical data

UNIT		A	B	b	C	D	E	F	G	H	L	L1	L2	L3	S	M	N	J	K	T
mm	max	6.7	5.5	0.86	2.5	6.3	0.6	1.8	2.29 TYPICAL	0.55	3.1	1.2	1.0	1.75	0.1	1.8 TYPICAL	1.3 TYPICAL	3.16	1.80	4.83
	min	6.3	5.1	0.66	2.1	5.9	0.4	1.3		0.45	2.7	0.8	0.6	1.40	0.0			ref.	ref.	ref.
mil	max	264	217	33	98	248	24	71	90 TYPICAL	22	122	47	39	69	4	71 TYPICAL	51 TYPICAL	124	71	190
	min	248	201	26	83	232	16	51		18	106	31	24	55	0			ref.	ref.	ref.