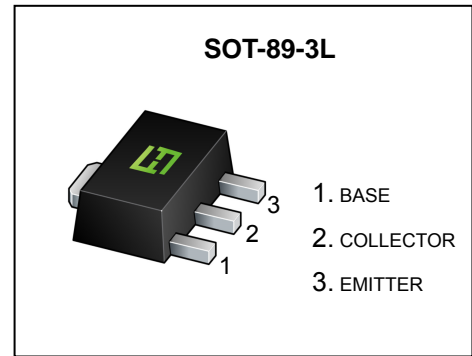


FEATURE

- High voltage: $V_{CEO}=160V$
- Large continuous collector current capability

MARKING: 2383



MAXIMUM RATINGS ($T_A=25^{\circ}C$ unless otherwise noted)

Symbol	Parameter	Value	Unit
V_{CBO}	Collector-Base Voltage	160	V
V_{CEO}	Collector-Emitter Voltage	160	V
V_{EBO}	Emitter-Base Voltage	6	V
I_C	Collector Current -Continuous	1	A
P_C	Collector Power Dissipation	0.5	W
T_J	Junction Temperature	150	$^{\circ}C$
T_{stg}	Storage Temperature	-55~+150	$^{\circ}C$

ELECTRICAL CHARACTERISTICS ($T_{amb}=25^{\circ}C$ unless otherwise specified)

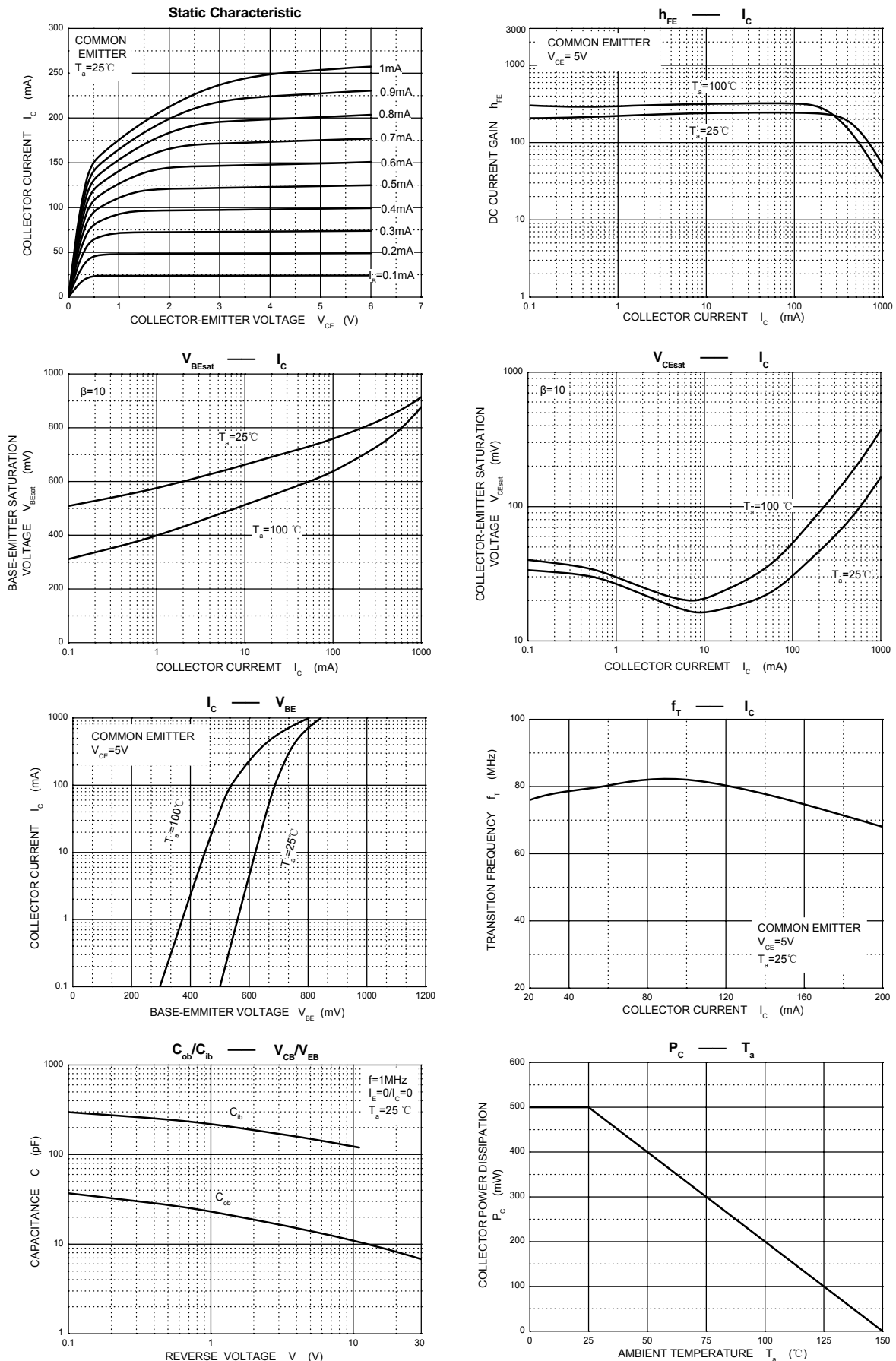
Parameter	Symbol	Test conditions	Min	Max	Unit
Collector-base breakdown voltage	$V_{(BR)CBO}$	$I_C=100\mu A, I_E=0$	160		V
Collector-emitter breakdown voltage	$V_{(BR)CEO}^*$	$I_C=10mA, I_B=0$	160		V
Emitter-base breakdown voltage	$V_{(BR)EBO}$	$I_E=10\mu A, I_C=0$	6		V
Collector cut-off current	I_{CBO}	$V_{CB}=150V, I_E=0$		1	μA
Emitter cut-off current	I_{EBO}	$V_{EB}=6V, I_C=0$		1	μA
DC current gain	h_{FE}	$V_{CE}=5V, I_C=200mA$	100	320	
Collector-emitter saturation voltage	$V_{CE(sat)}$	$I_C=500mA, I_B=50mA$		1	V
Base-emitter voltage	V_{BE}	$I_C=5mA, V_{CE}=5V$	0.45	0.75	V
Transition frequency	f_T	$V_{CE}=5V, I_C=200mA$	20		MHz
Collector output capacitance	C_{ob}	$V_{CB}=10V, I_E=0, f=1MHz$		20	pF

* pulse test

CLASSIFICATION OF h_{FE}

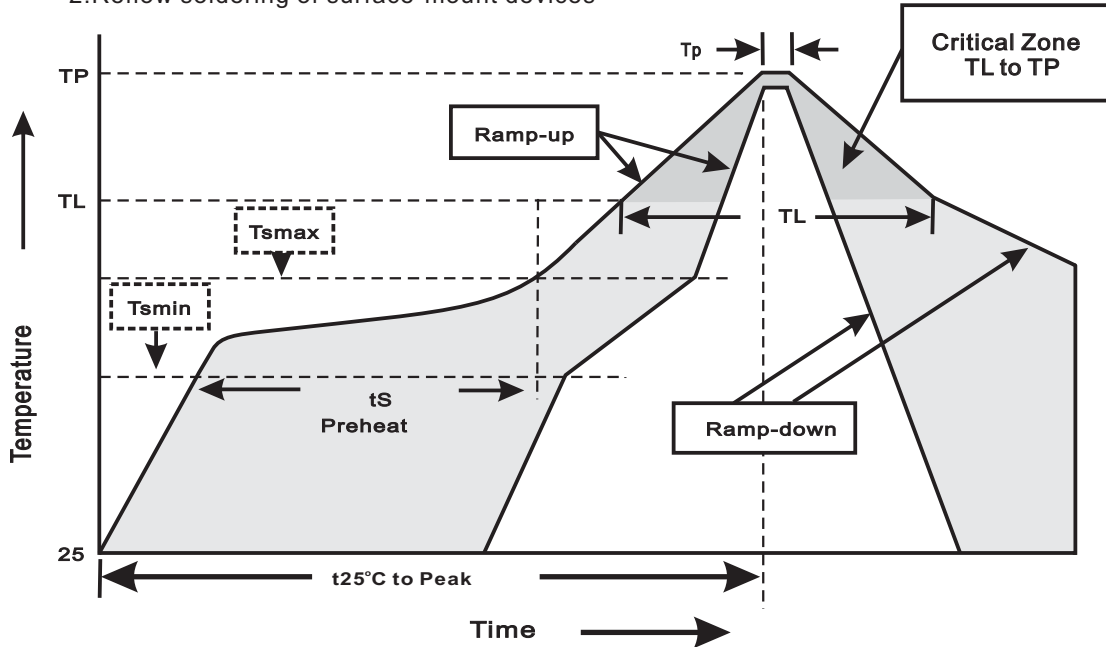
Rank	O	Y
Range	100-200	160-320

Rating and characteristic curves



Suggested thermal profiles for soldering processes

- 1.Storage environment: Temperature=5°C~40°C Humidity=55%±25%
- 2.Reflow soldering of surface-mount devices



3.Reflow soldering

Profile Feature	Soldering Condition
Average ramp-up rate(TL to TP)	<3°C/sec
Preheat -Temperature Min(Tsmin) -Temperature Max(Tsmax) -Time(min to max)(ts)	150°C 200°C 60~120sec
Tsmax to TL -Ramp-upRate	<3°C/sec
Time maintained above: -Temperature(TL) -Time(tL)	217°C 60~260sec
Peak Temperature(TP)	255°C-0/+5°C
Time within 5°C of actual Peak Temperature(tp)	10~30sec
Ramp-down Rate	<6°C/sec
Time 25°C to Peak Temperature	<6minutes